



SOBHA ONE

SOBHA
REALTY



ONE

THE JOURNEY BEGINS

ONE that brings you
closer to nature



A place where you can take
one day at a time

A close-up photograph of a woman's face, which is reflected in water below it. The woman has a soft, contemplative expression. Her hands are gently touching her face. The lighting is warm and intimate, creating a sense of self-reflection and uniqueness.

ONE


BE ONESELF

It's one of a kind, like you



One where the world is
close yet far away

THE POWER OF ONE



*When imagination and vision
come together Life meets style.*

City and nature hum together,
Work & play find a balance and become One

A large flock of swans is captured in flight over a body of water during sunset. The sky is a deep, warm orange, and the water reflects the light. The swans are silhouetted against the bright sky, creating a sense of movement and tranquility.

ONE WAY: YOUR WAY

The best places are hidden in plain sight

Near the vital Ras Al Khor Road, Sobha One is a little world tucked away. Look to the north at the calming waters of the Creek as they look back. Further north in the skyline with panoramic views of The Burj Khalifa, Creek Tower to the Northeast and Downtown to the West.



ARRIVE & DEPART WITH GRACE

Sobha One is right near two new interchanges on Ras Al Khor Road. So, getting home has never been faster. With exits in both the West and East, a new planned metro line behind Sobha One, soar where you need to be on your terms.





LIVING BY THE WATER

Imagine waking up each morning next to serene water. The sun glints off the water, casting a sparkling path across the ripples. A light breeze blows, rustling the leaves of the nearby trees.

It's yours to stroll down the pathway or sit peacefully watching the calm waters. Go on, spend lazy weekends lounging near the water, reading, and soaking up the sun.



ONE POINT OF VIEW: YOURS

With a canvas spread over 1.5 million square feet, its breathtaking views as far as your eye can see. Look around to views of Golf Course, calm water, iconic Burj Khalifa & Downtown. Every glance sets a different mood.



ONE

SPACE

Sobha One spreads its tapestry over five interlinked towers. Rising from 30 stories tall and hitting a crescendo of 65 stories, it's one note after another that sings in chorus with the skyline

With 1 to 4 bedroom apartments & 2 to 4 bedroom Duplex, it's a world of its own.



ONE FOR ALL ALL FOR ONE



*Life is too short to settle for anything less than
the best. At Sobha One, luxury living is a
natural choice.*

TEE OFF IN STYLE

The first of its kind in Dubai, a world class Pitch and Putt golf course featuring 18 holes of golf, each meticulously designed.

It is the perfect way to unwind after a long day at work. After all, there's nothing like sinking a long putt on a sun-drenched fairway. The clubhouse is appointed with upscale amenities and a patio overlooking the greens.



DINE BY THE WATERS

The food & beverage esplanade that borders the calm waters is also a feast for the palate to suit every taste and time.

Spread over almost half a kilometer, it offers fine restaurants for an intimate dinner, quick catch-up over a cup of coffee, or a power lunch.



SKY GARDEN

Rise high above and look at the stars. Soak in the stunning views of the city. Catch the sun rays when they rise and set. Do it all from the magnificent panoramic sky terrace in each tower



COURTYARD FOR THE SENSES



All the 5 Towers at Sobha One have interconnected four themed courtyards. As private outdoor retreats, these lush, landscaped spaces add to the overall aesthetic.

RELAX

In a fast-paced world, finding ways to relax is more important than ever. Take a leisurely stroll through the tree avenues, do yoga on the group decks, or stroll in the gardens. And when you need to refuel, enjoy a meal at the BBQ & dining areas or catch a movie under the stars on our cinema screen. There is something for everyone





REMEMBER

The family courtyard is a great way to spend quality time together. You can pack a picnic lunch and enjoy the beautiful weather. Or spending a day cooling off in the water, splashing with the little ones. So, come on down and make memories with your loved ones!





RECHARGE

We believe that fitness should be fun! That's why we've created a unique courtyard that combines the best of gyms with exciting new indoor and outdoor features from static bikes, treadmills, circuit training areas and battle ropes. So sweat it out and be the best version of yourself.





REFRESH

This themed courtyard is the way to do just that after a long day. Step into the pool area, and the stress of daily life melts away. Feel your muscles loosening and your mind clearing as you swim laps. Close your eyes and let the warm sun wash over you, lulling you into a state of relaxation.





SOBHA ONE



FLEXIBLE PAYMENT PLAN

60%

During Construction

40%

On Completion

Grand 1 to 4 Bedroom apartments

ONE

awaits you...

LOCATION MAP



RAS AL KHOR
WILDLIFE SANCTUARY
05 MINUTES



MEYDAN
RACE COURSE
10 MINUTES



SOBHA HARTLAND &
2 INTERNATIONAL SCHOOLS
10 MINUTES



DUBAI INTERNATIONAL
AIRPORT
12 MINUTES



BUSINESS BAY
12 MINUTES



THE DUBAI MALL
15 MINUTES



BURJ KHALIFA &
DOWNTOWN DUBAI
15 MINUTES



DUBAI FRAME
15 MINUTES

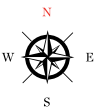


DUBAI OPERA
15 MINUTES



PALM JUMEIRAH
25 MINUTES

MASTER PLAN



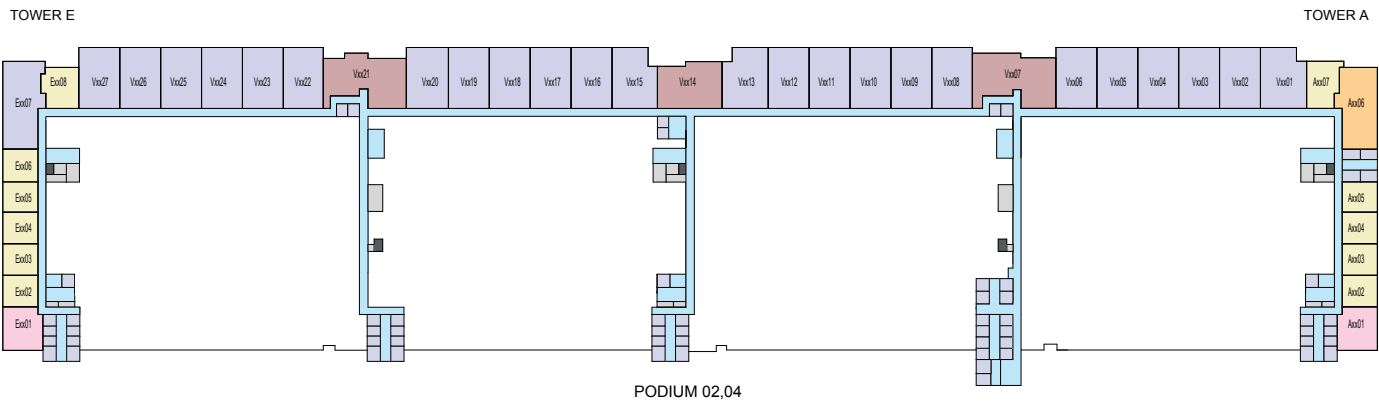
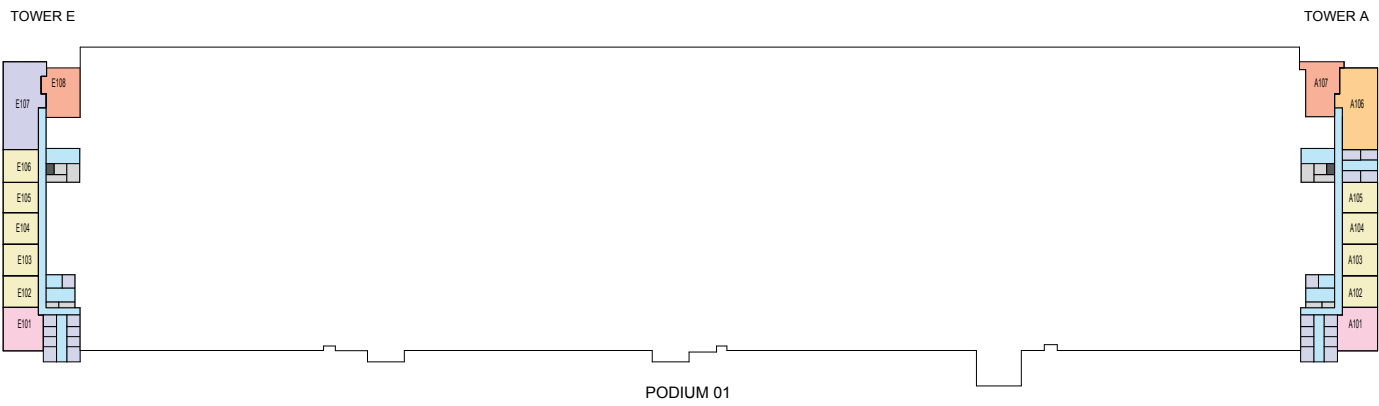
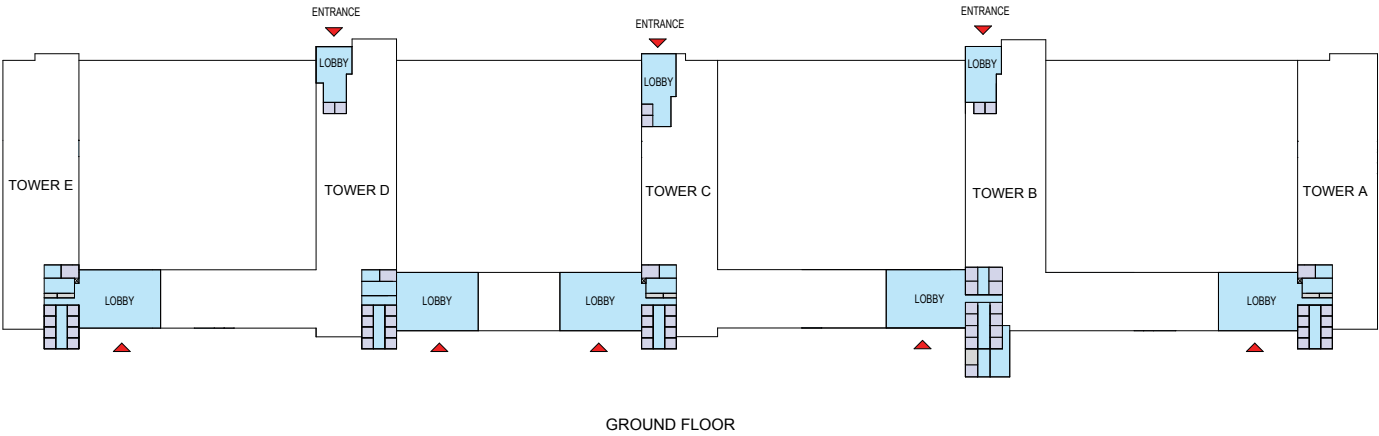
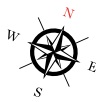
FLOOR PLAN

LAYOUTS



SOBHA ONE

FLOOR PLAN LAYOUT



- 1 BED UNIT

2 BED UNIT

4 BED UNIT

LOBBIES, CORRIDORS & STAIRS

LIFTS
- 1.5 BED UNIT

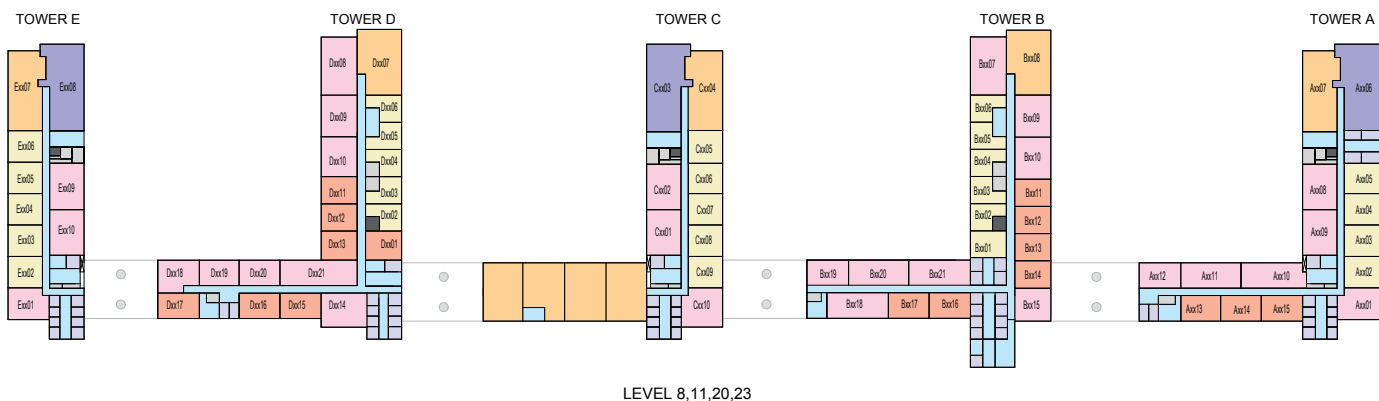
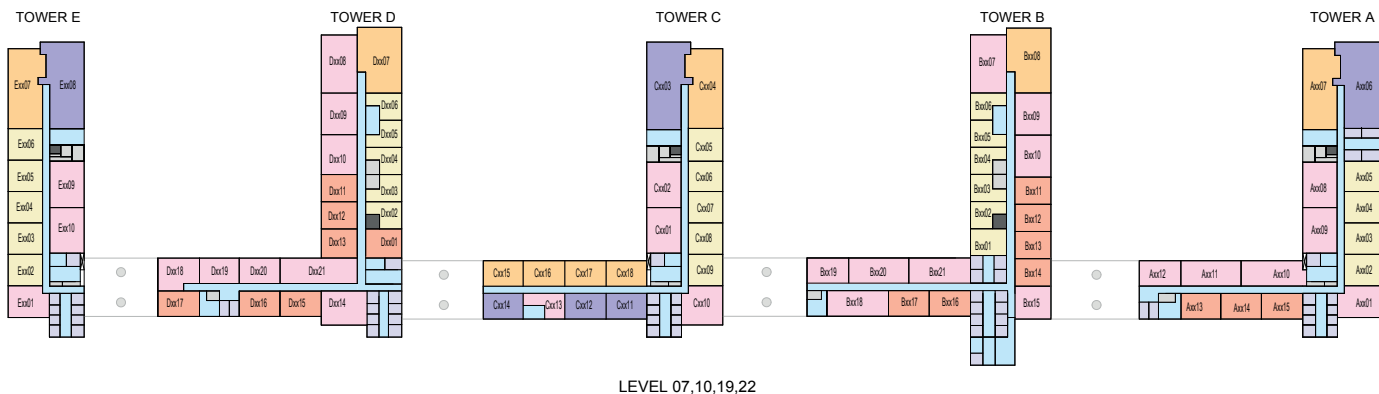
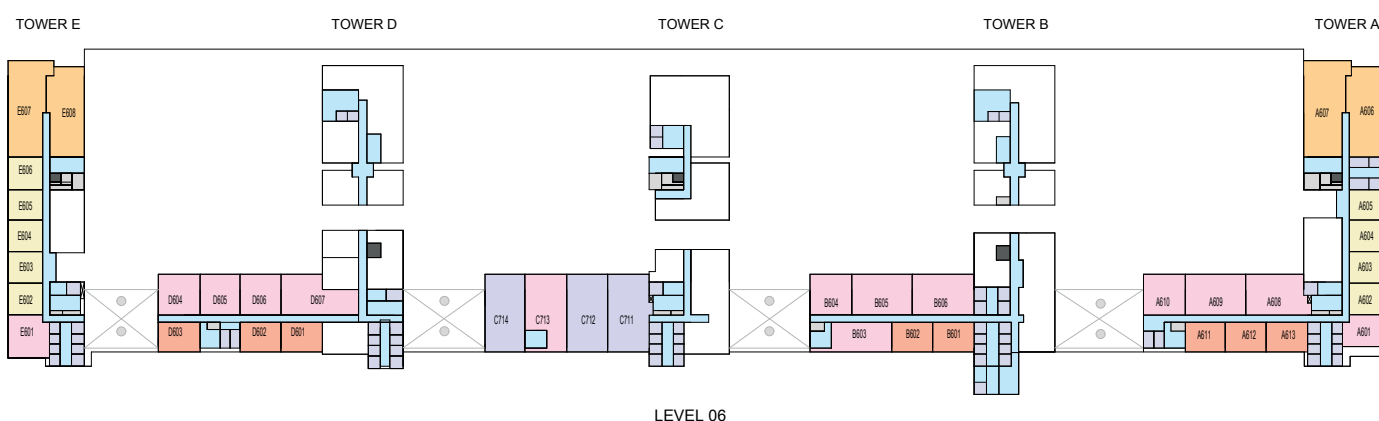
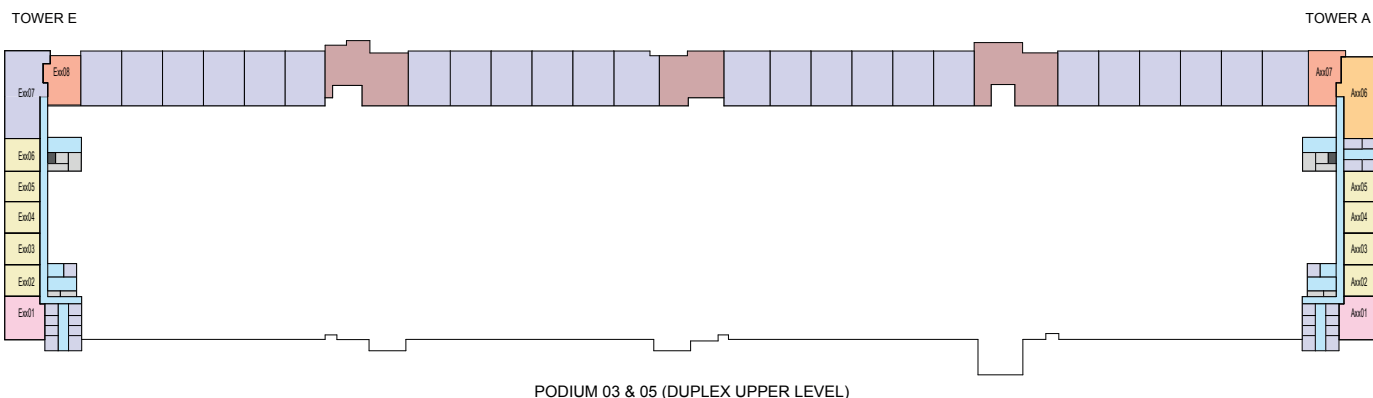
3 BED UNIT

SERVICES

GARBAGE ROOM

Disclaimer: 1. All dimensions are in metric, measured to wall finishes. 2. All materials, dimensions & drawings are approximate. 3. Information is subject to change without notice, at developer's absolute discretion. 4. Actual area may vary from the stated area. 5. Drawing are not to scale. 6. All images used are for illustrative purpose only and do not represent the actual size, features, specifications, fittings and furnishings. 7. The developer reserves the right to make revisions/ alterations, at its absolute discretion, without any liability whatsoever.

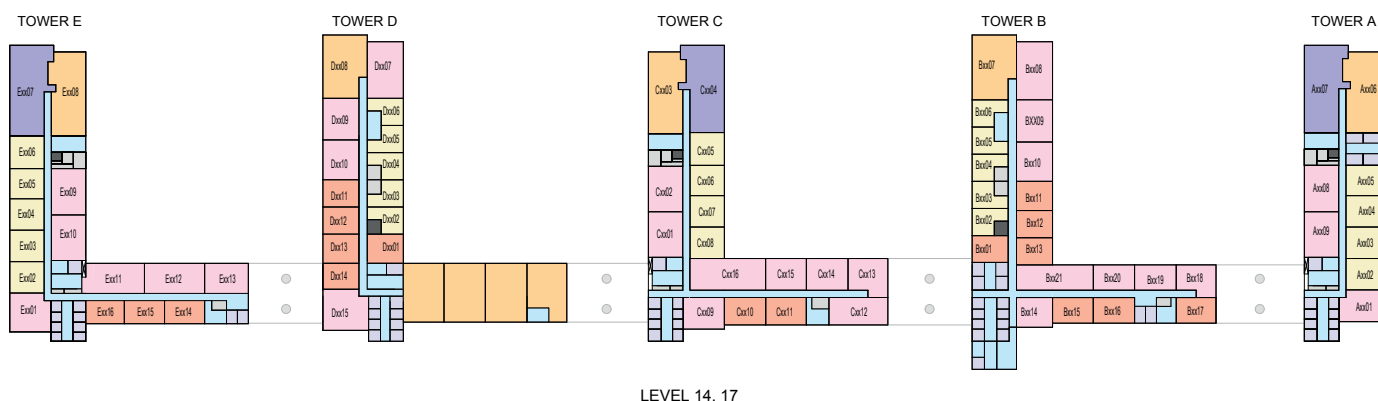
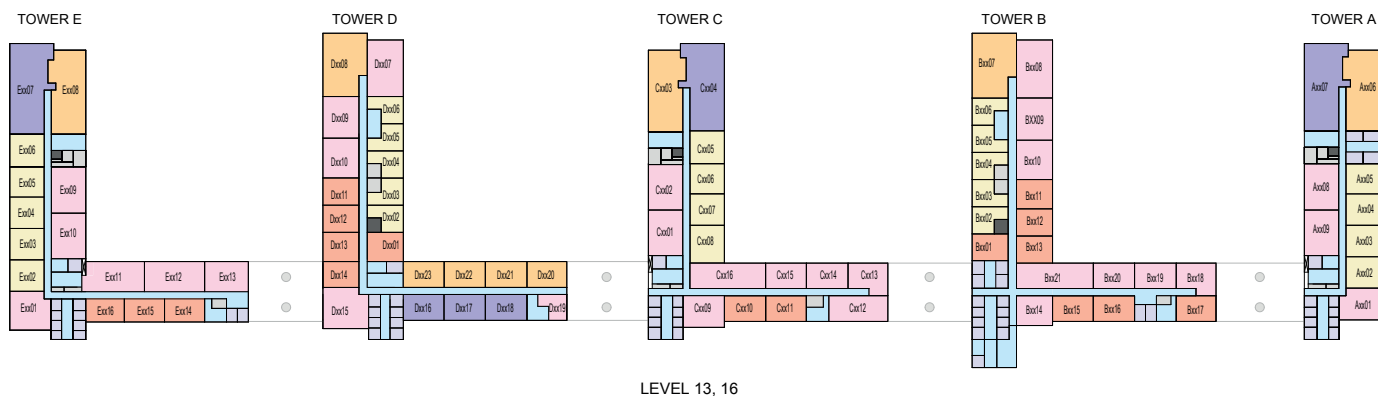
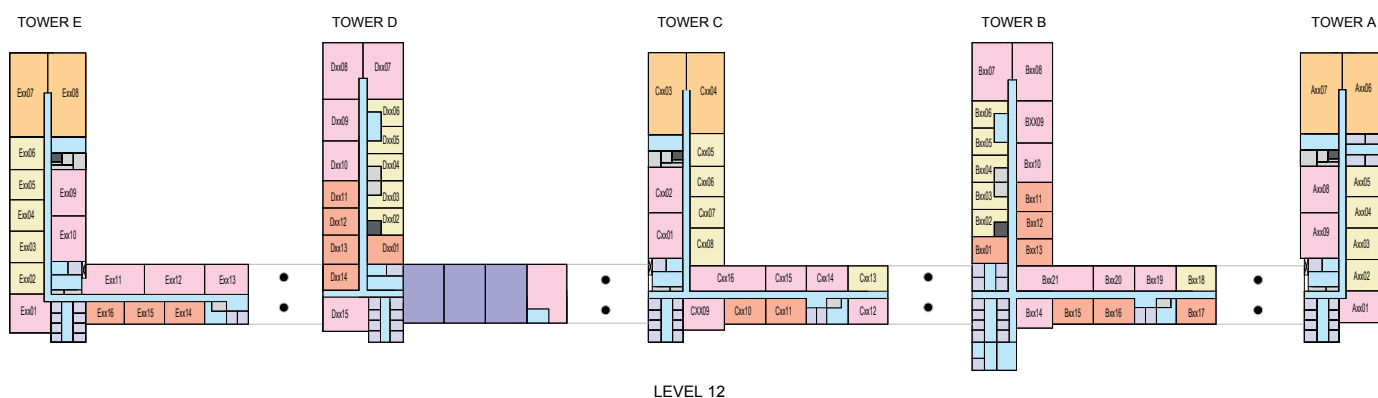
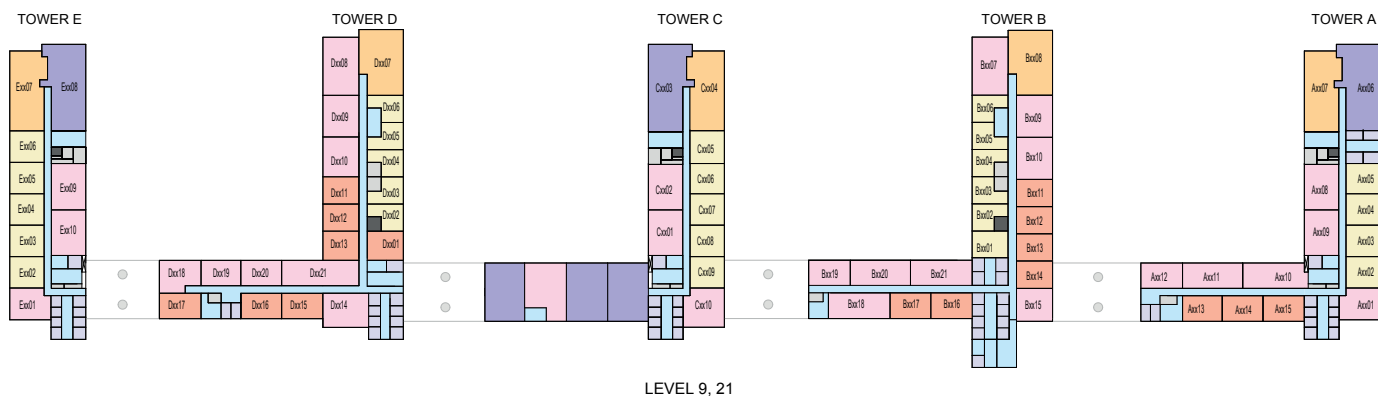
FLOOR PLAN LAYOUT



- 1 BED UNIT
- 2 BED UNIT
- 4 BED UNIT
- LOBBIES, CORRIDORS & STAIRS
- LIFTS
- 1.5 BED UNIT
- 3 BED UNIT
- SERVICES
- GARBAGE ROOM

Disclaimer: 1. All dimensions are in metric, measured to wall finishes. 2. All materials, dimensions & drawings are approximate. 3. Information is subject to change without notice, at developer's absolute discretion. 4. Actual area may vary from the stated area. 5. Drawing are not to scale. 6. All images used are for illustrative purpose only and do not represent the actual size, features, specifications, fittings and furnishings. 7. The developer reserves the right to make revisions/ alterations, at its absolute discretion, without any liability whatsoever.

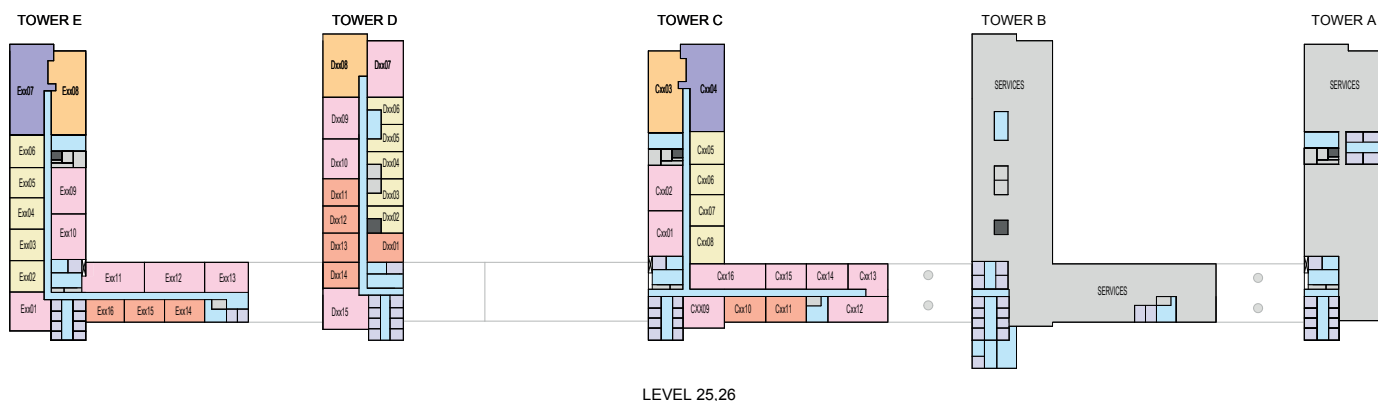
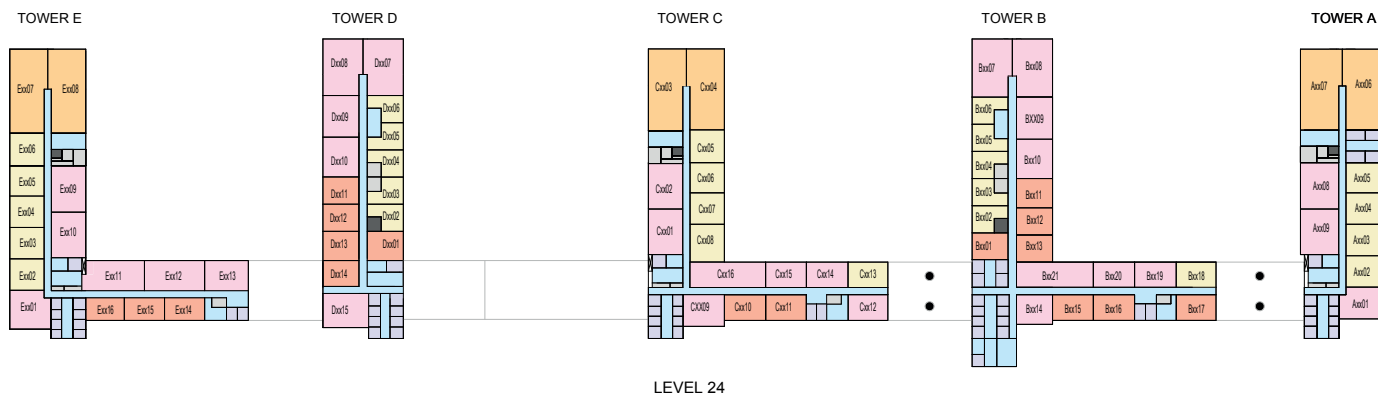
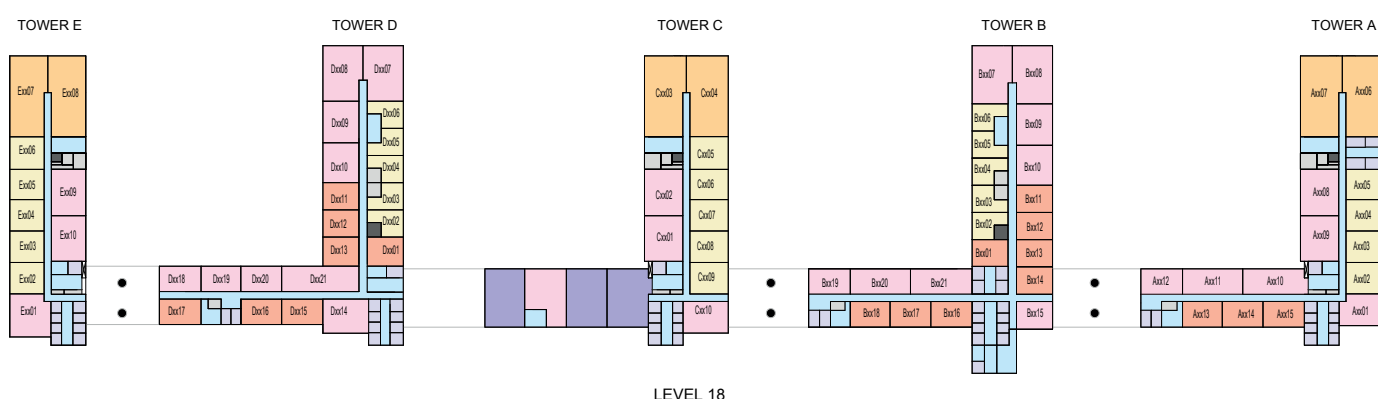
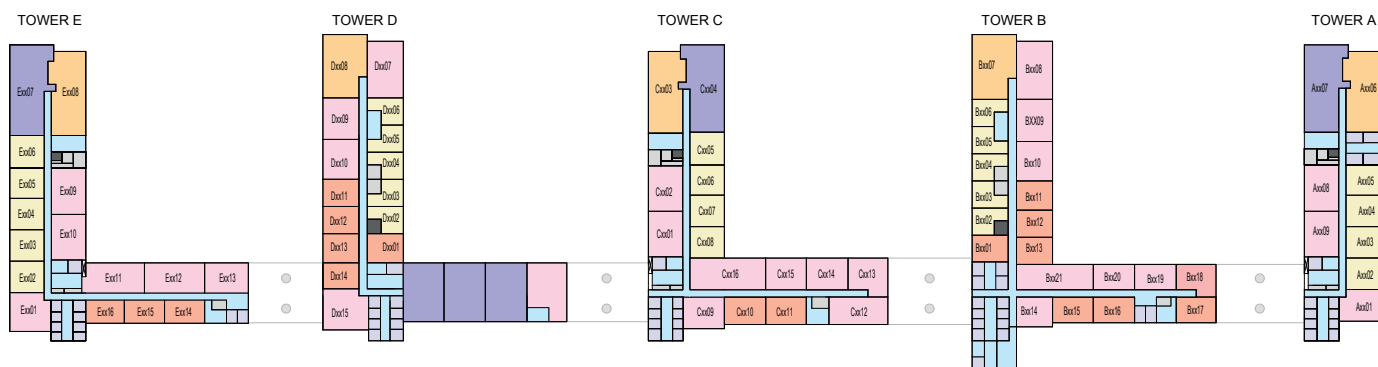
FLOOR PLAN LAYOUT



- 1 BED UNIT
- 2 BED UNIT
- 4 BED UNIT
- LOBBIES, CORRIDORS & STAIRS
- LIFTS
- 1.5 BED UNIT
- 3 BED UNIT
- SERVICES
- GARBAGE ROOM

Disclaimer: 1. All dimensions are in metric, measured to wall finishes. 2. All materials, dimensions & drawings are approximate. 3. Information is subject to change without notice, at developer's absolute discretion. 4. Actual area may vary from the stated area. 5. Drawing are not to scale. 6. All images used are for illustrative purpose only and do not represent the actual size, features, specifications, fittings and furnishings. 7. The developer reserves the right to make revisions/ alterations, at its absolute discretion, without any liability whatsoever.

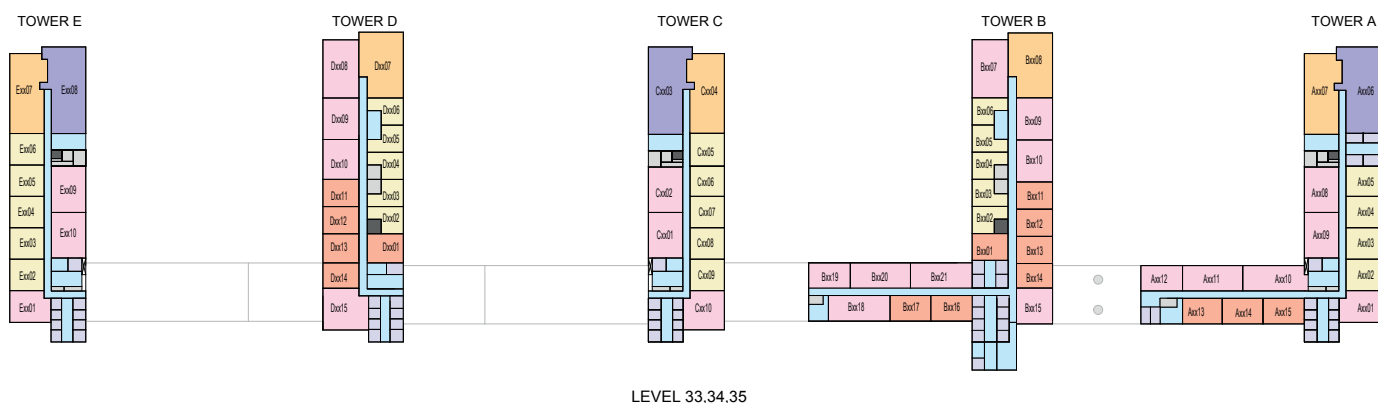
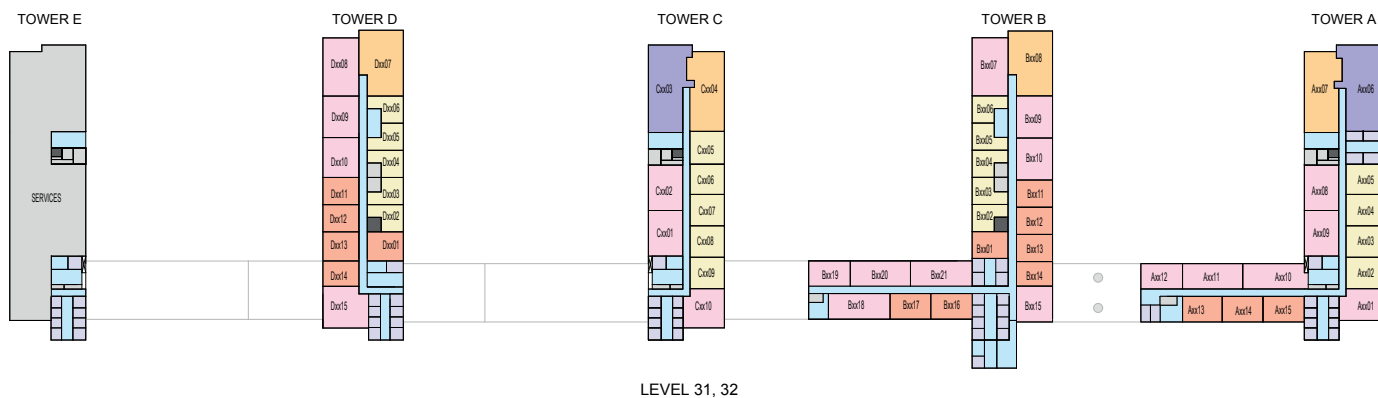
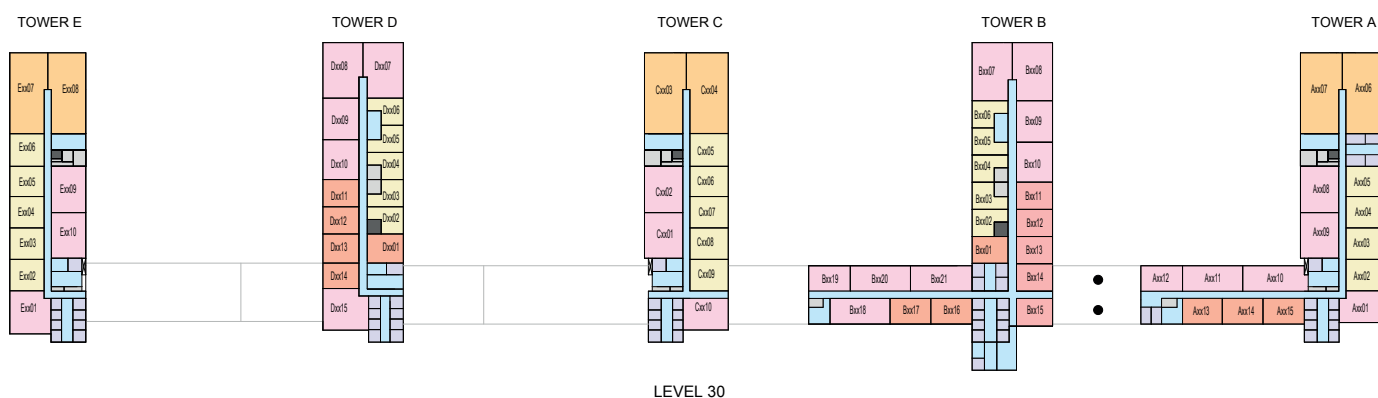
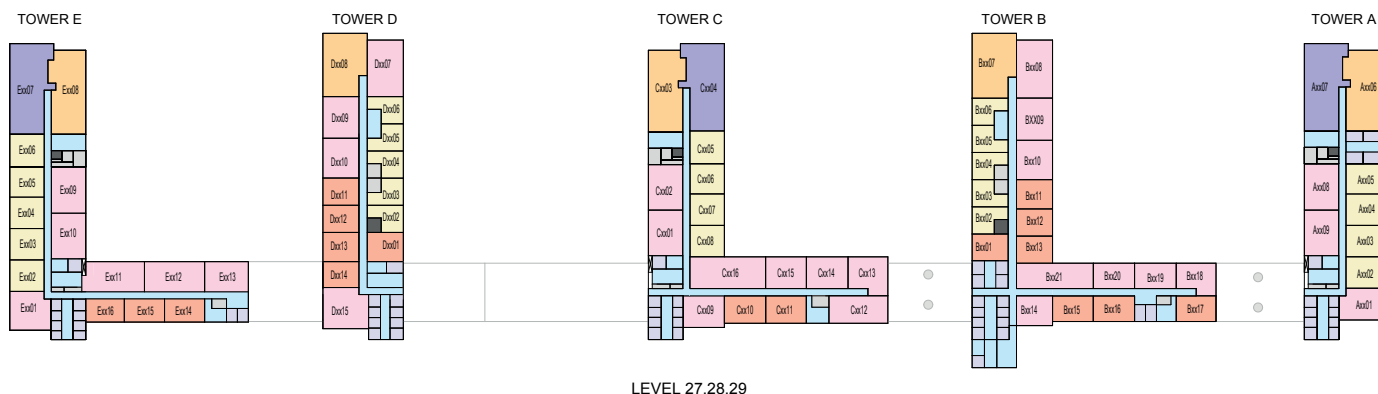
FLOOR PLAN LAYOUT



- 1 BED UNIT
- 2 BED UNIT
- 4 BED UNIT
- LOBBIES, CORRIDORS & STAIRS
- LIFTS
- 1.5 BED UNIT
- 3 BED UNIT
- SERVICES
- GARBAGE ROOM

Disclaimer: 1. All dimensions are in metric, measured to wall finishes. 2. All materials, dimensions & drawings are approximate. 3. Information is subject to change without notice, at developer's absolute discretion. 4. Actual area may vary from the stated area. 5. Drawing are not to scale. 6. All images used are for illustrative purpose only and do not represent the actual size, features, specifications, fittings and furnishings. 7. The developer reserves the right to make revisions/ alterations, at its absolute discretion, without any liability whatsoever.

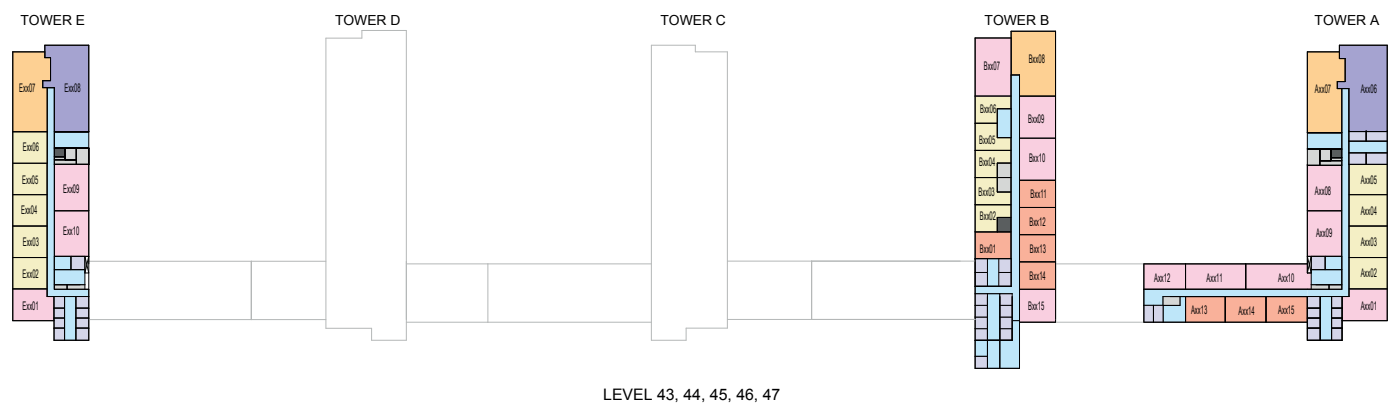
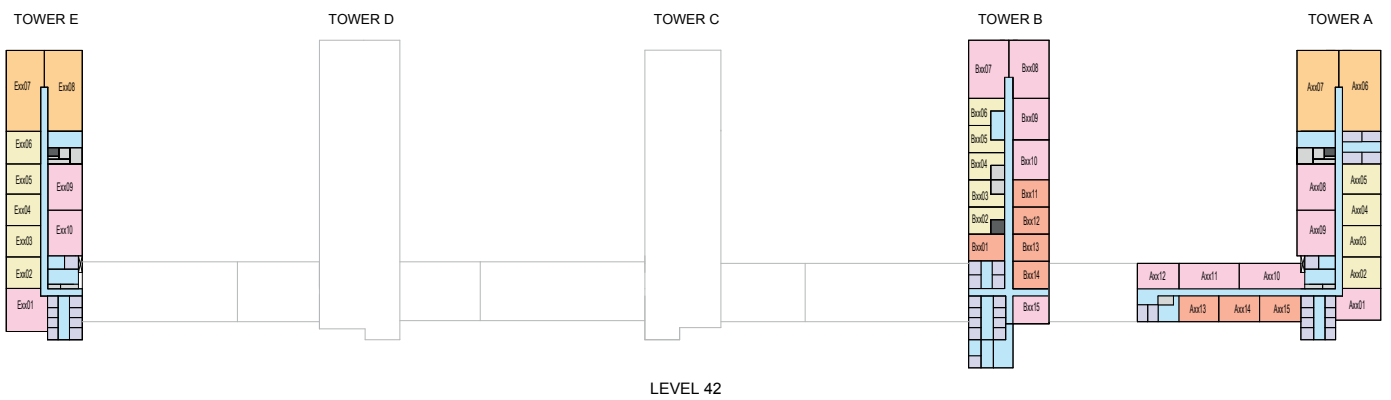
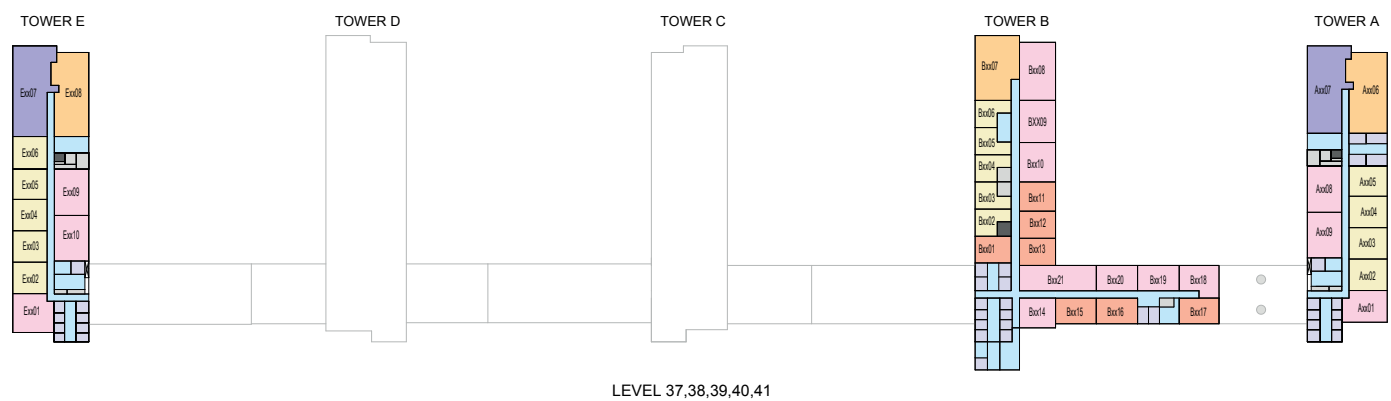
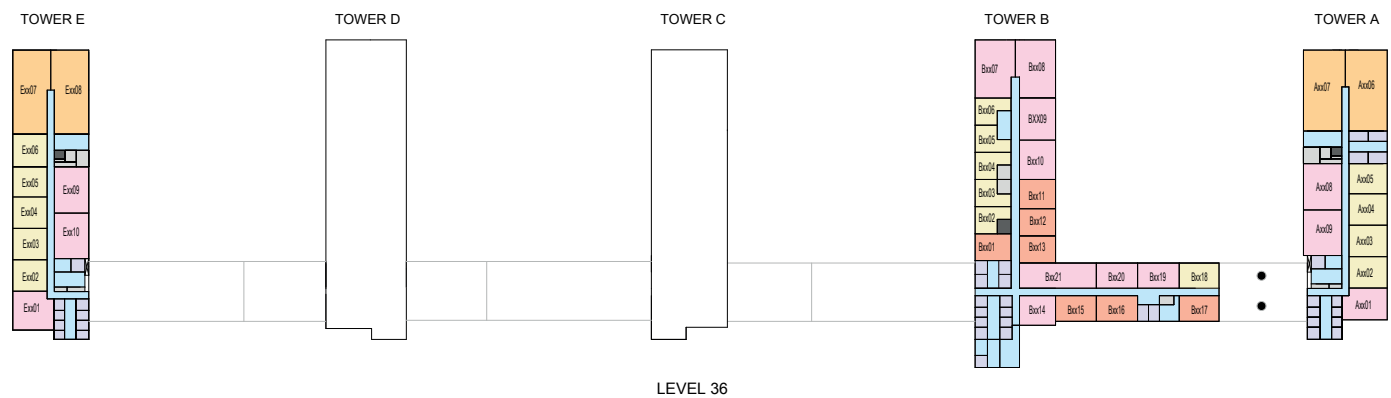
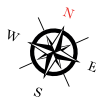
FLOOR PLAN LAYOUT



- 1 BED UNIT
- 2 BED UNIT
- 4 BED UNIT
- LOBBIES, CORRIDORS & STAIRS
- LIFTS
- 1.5 BED UNIT
- 3 BED UNIT
- SERVICES
- GARBAGE ROOM

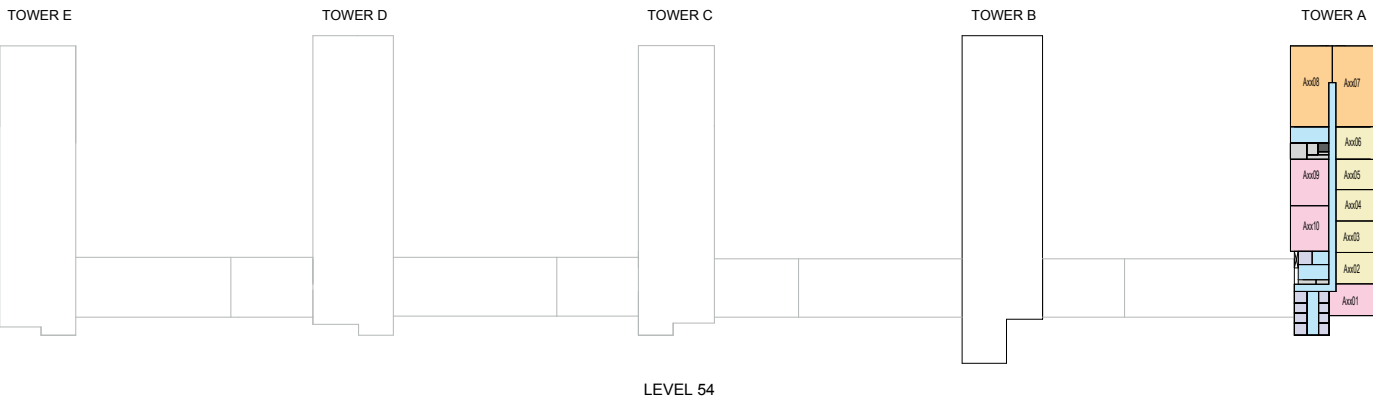
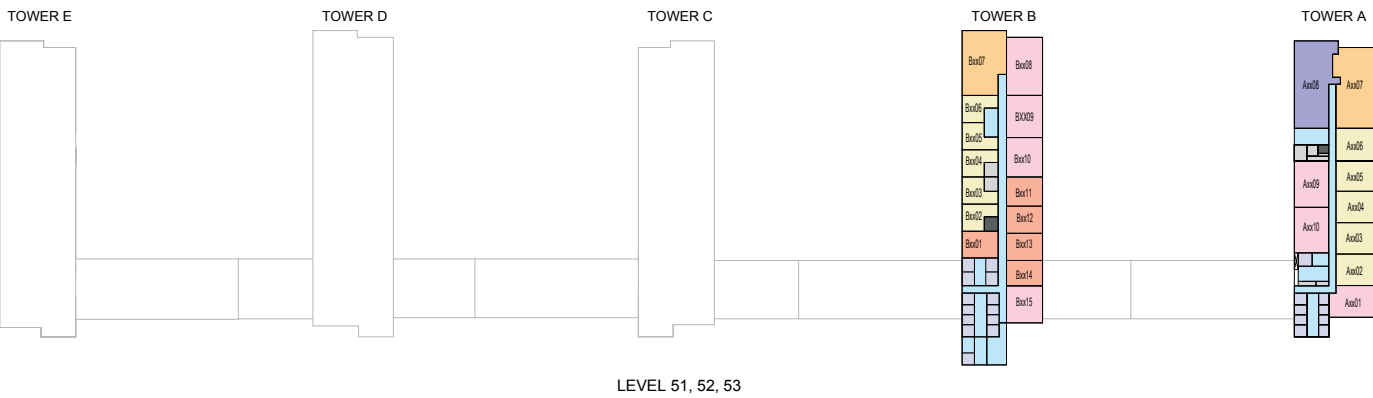
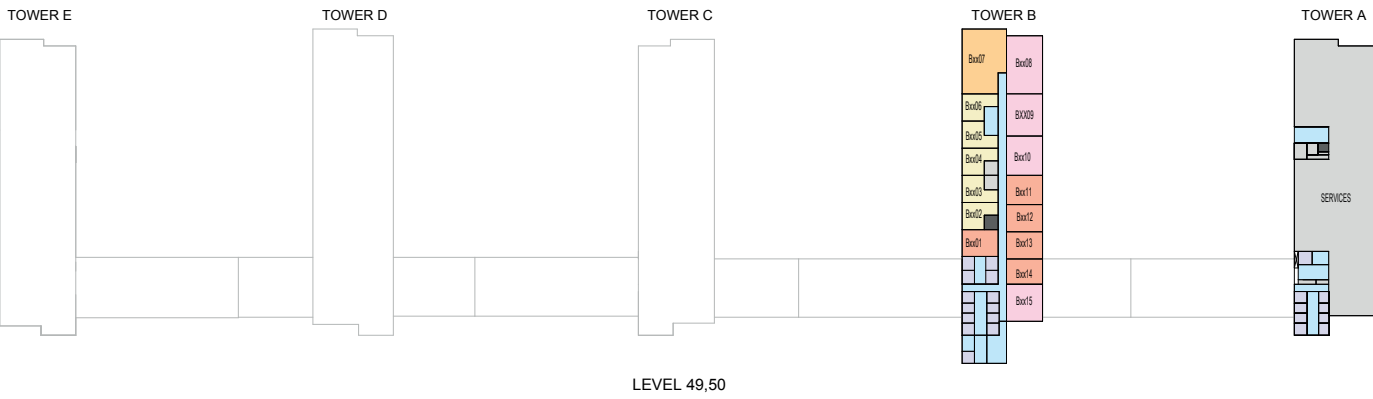
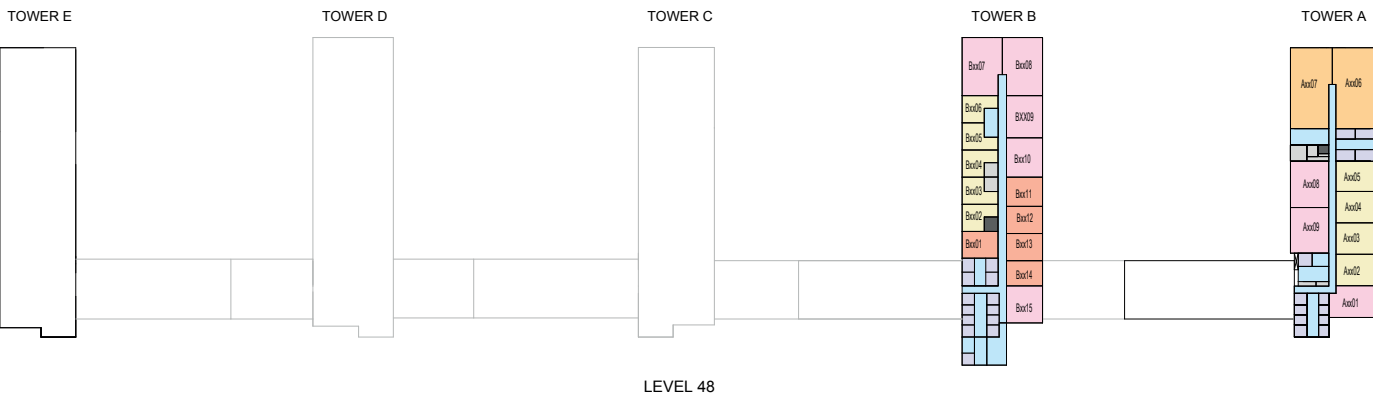
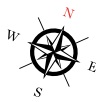
Disclaimer: 1. All dimensions are in metric, measured to wall finishes. 2. All materials, dimensions & drawings are approximate. 3. Information is subject to change without notice, at developer's absolute discretion. 4. Actual area may vary from the stated area. 5. Drawing are not to scale. 6. All images used are for illustrative purpose only and do not represent the actual size, features, specifications, fittings and furnishings. 7. The developer reserves the right to make revisions/ alterations, at its absolute discretion, without any liability whatsoever.

FLOOR PLAN LAYOUT



Disclaimer: 1. All dimensions are in metric, measured to wall finishes. 2. All materials, dimensions & drawings are approximate. 3. Information is subject to change without notice, at developer's absolute discretion. 4. Actual area may vary from the stated area. 5. Drawing are not to scale. 6. All images used are for illustrative purpose only and do not represent the actual size, features, specifications, fittings and furnishings. 7. The developer reserves the right to make revisions/ alterations, at its absolute discretion, without any liability whatsoever.

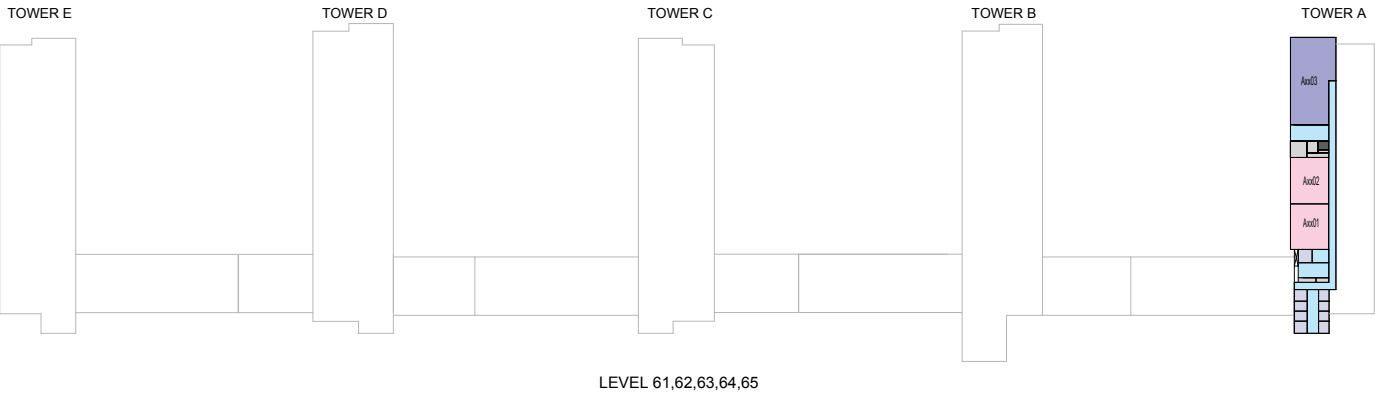
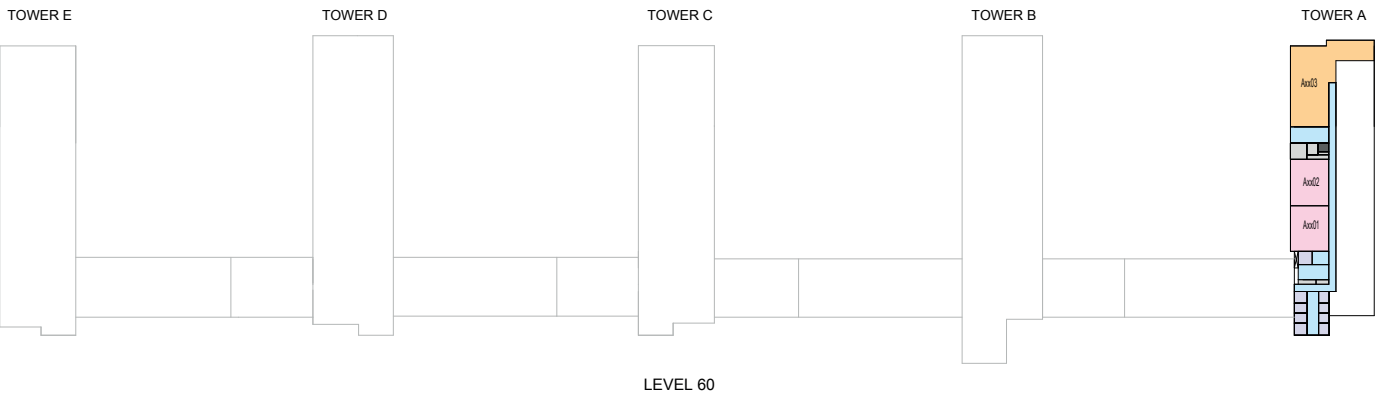
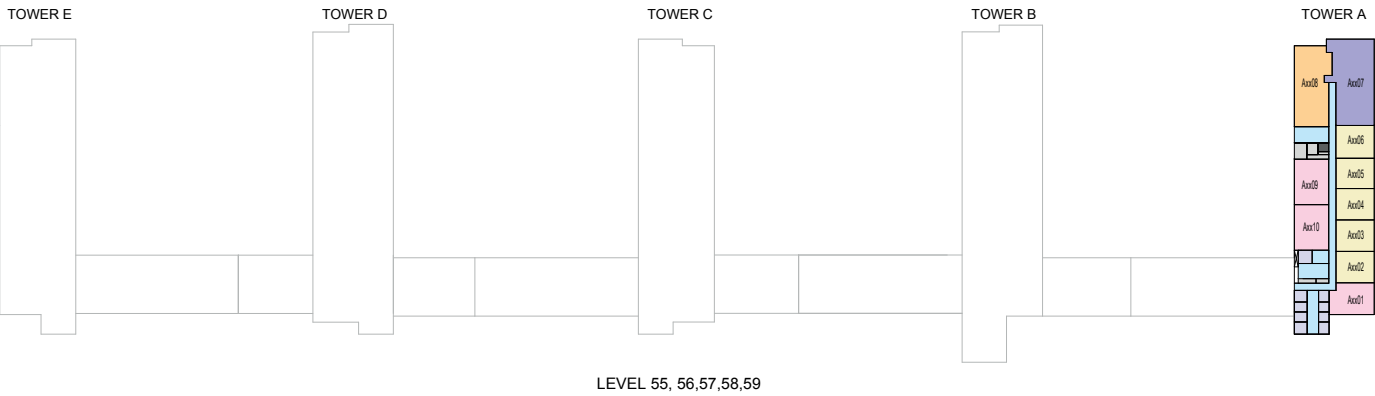
FLOOR PLAN LAYOUT



- 1 BED UNIT
- 2 BED UNIT
- 4 BED UNIT
- LOBBIES, CORRIDORS & STAIRS
- LIFTS
- 1.5 BED UNIT
- 3 BED UNIT
- SERVICES
- GARBAGE ROOM

Disclaimer: 1. All dimensions are in metric, measured to wall finishes. 2. All materials, dimensions & drawings are approximate. 3. Information is subject to change without notice, at developer's absolute discretion. 4. Actual area may vary from the stated area. 5. Drawing are not to scale. 6. All images used are for illustrative purpose only and do not represent the actual size, features, specifications, fittings and furnishings. 7. The developer reserves the right to make revisions/ alterations, at its absolute discretion, without any liability whatsoever.

FLOOR PLAN LAYOUT



- 1 BED UNIT

2 BED UNIT

4 BED UNIT

LOBBIES, CORRIDORS & STAIRS

LIFTS
- 1.5 BED UNIT

3 BED UNIT

SERVICES

GARBAGE ROOM

Disclaimer: 1. All dimensions are in metric, measured to wall finishes. 2. All materials, dimensions & drawings are approximate. 3. Information is subject to change without notice, at developer's absolute discretion. 4. Actual area may vary from the stated area. 5. Drawing are not to scale. 6. All images used are for illustrative purpose only and do not represent the actual size, features, specifications, fittings and furnishings. 7. The developer reserves the right to make revisions/ alterations, at its absolute discretion, without any liability whatsoever.

1 BEDBROOM

UNIT PLAN LAYOUTS



SOBHA ONE

1 BEDROOM APARTMENT

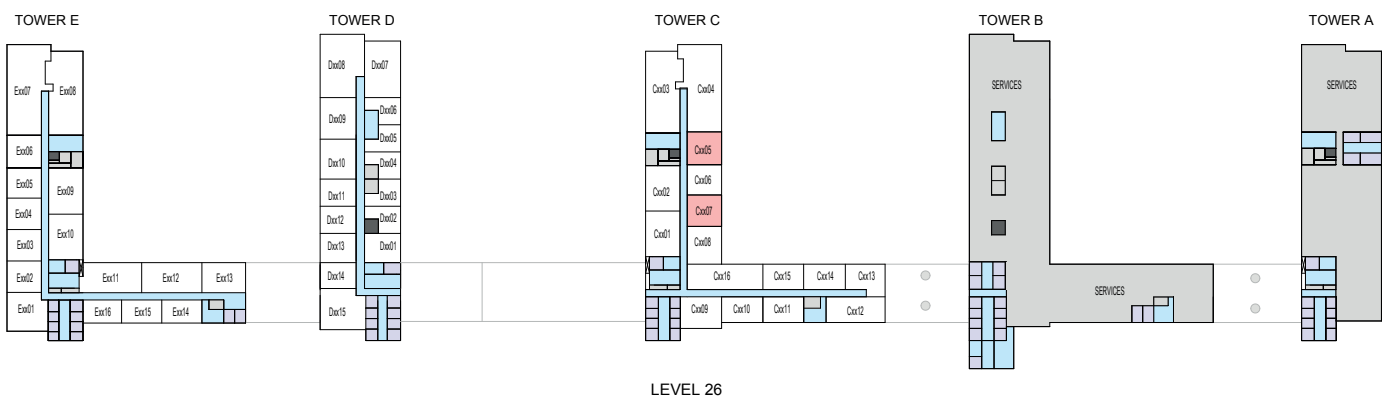
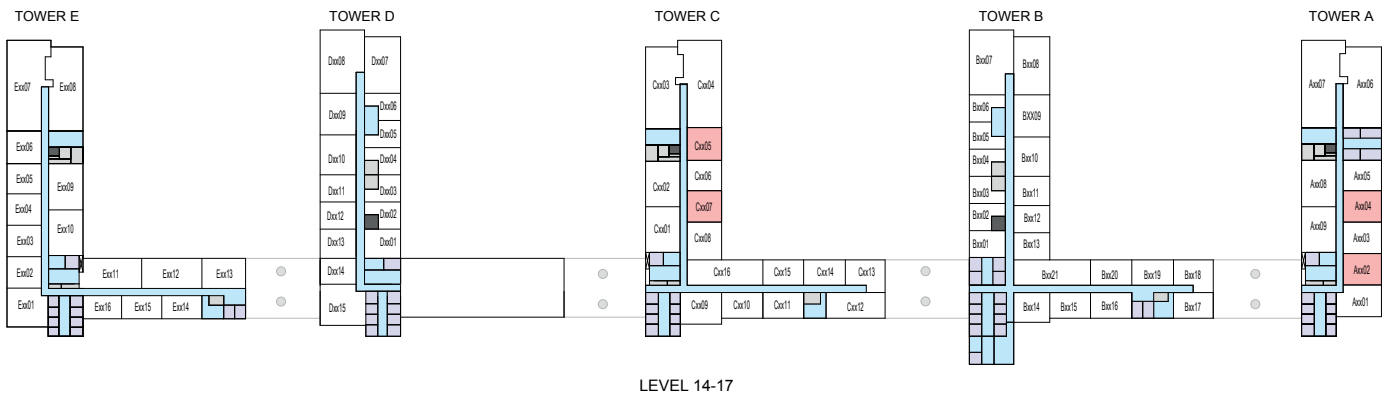
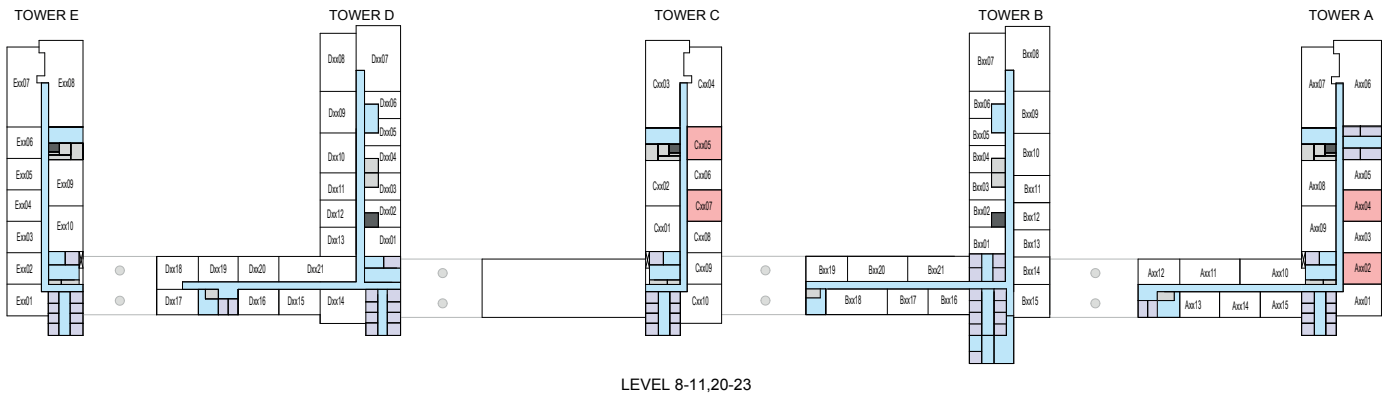
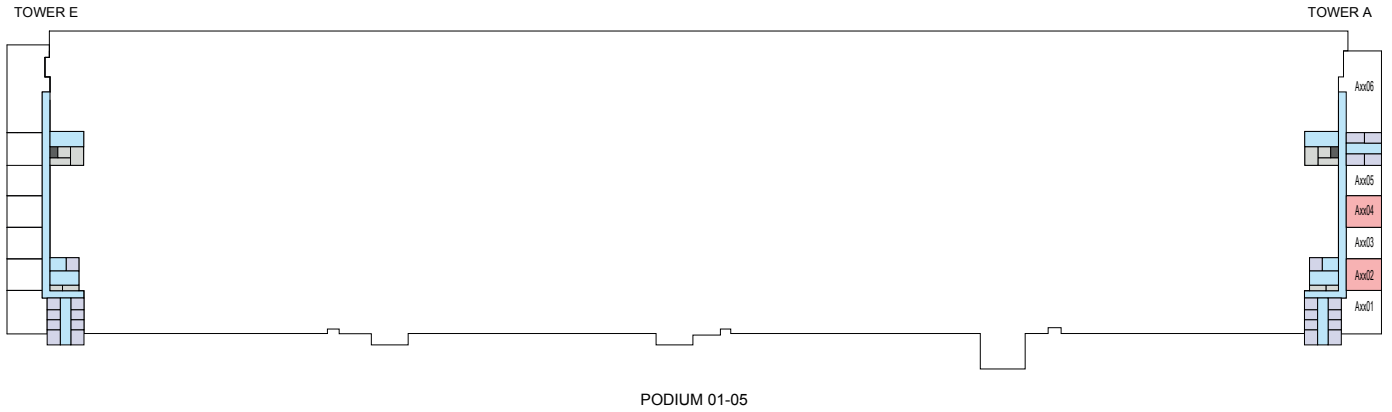
TYPE A (with powder room + balcony)

TOTAL SALEABLE AREA

SUITE = 674.79 SQ.FT.

BALCONY = 57.48 SQ.FT.

TOTAL = 732.27 SQ.FT.



1 BEDROOM APARTMENT

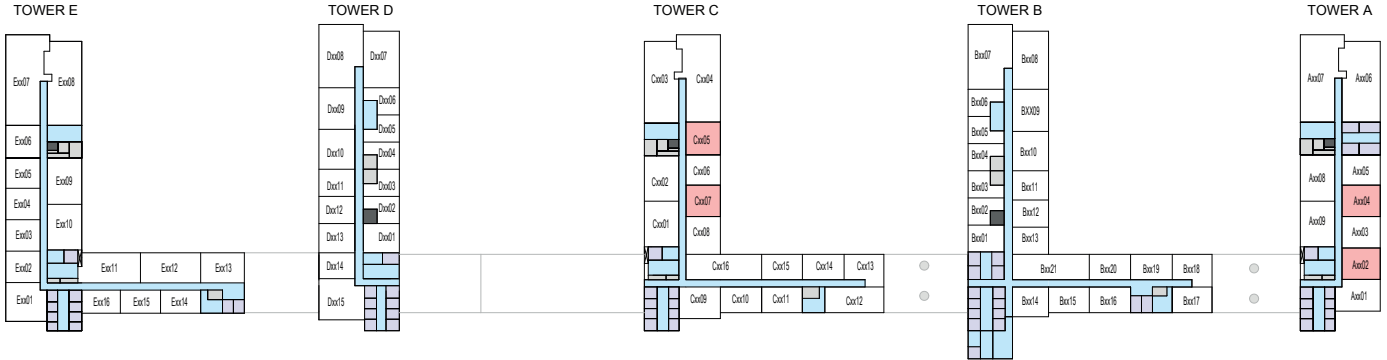
TYPE A (with powder room + balcony)

TOTAL SALEABLE AREA

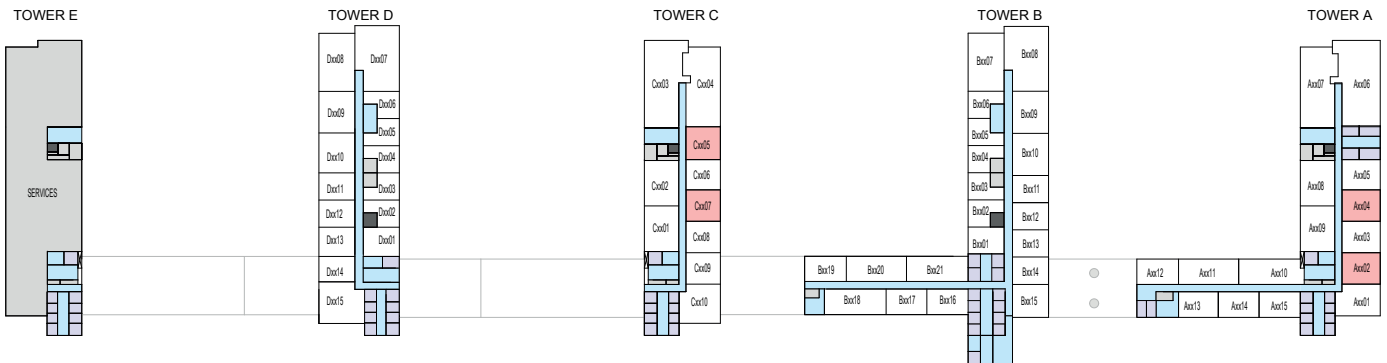
SUITE = 674.79 SQ.FT.

BALCONY = 57.48 SQ.FT.

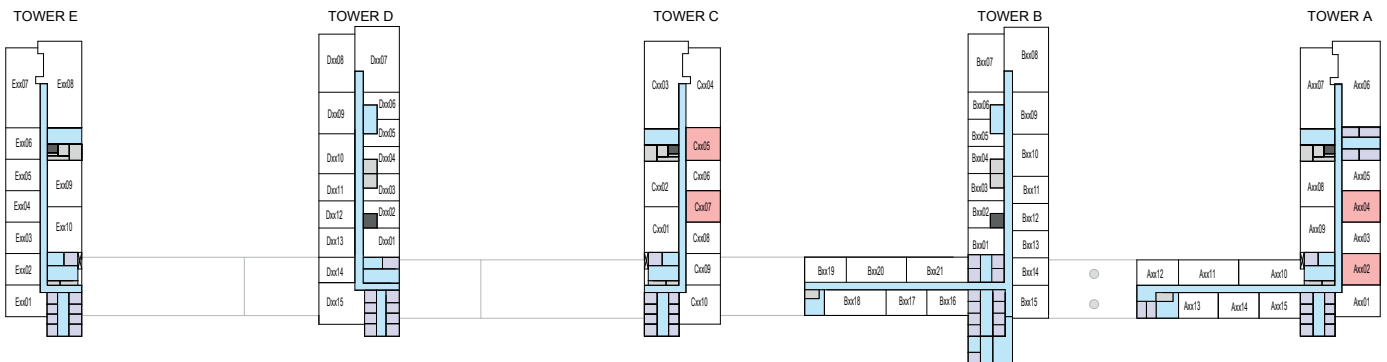
TOTAL = 732.27 SQ.FT.



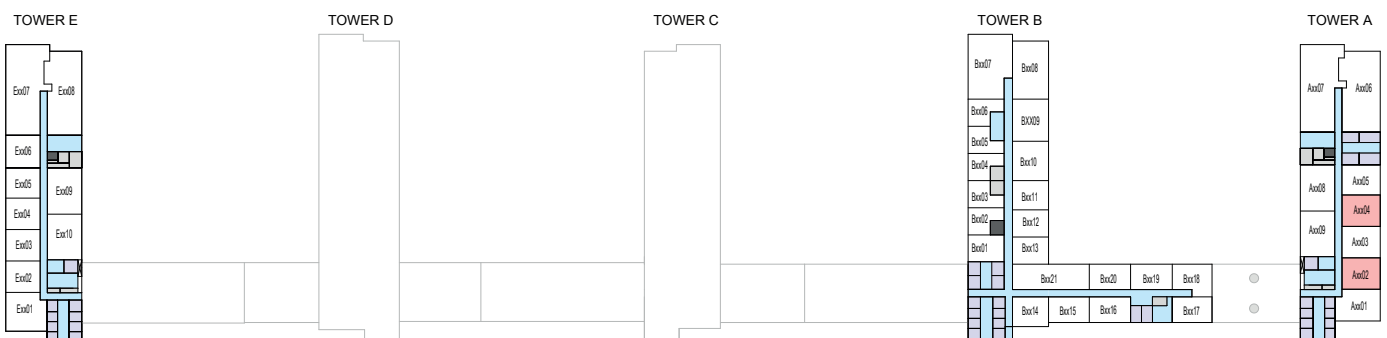
LEVEL 27-29



LEVEL 32



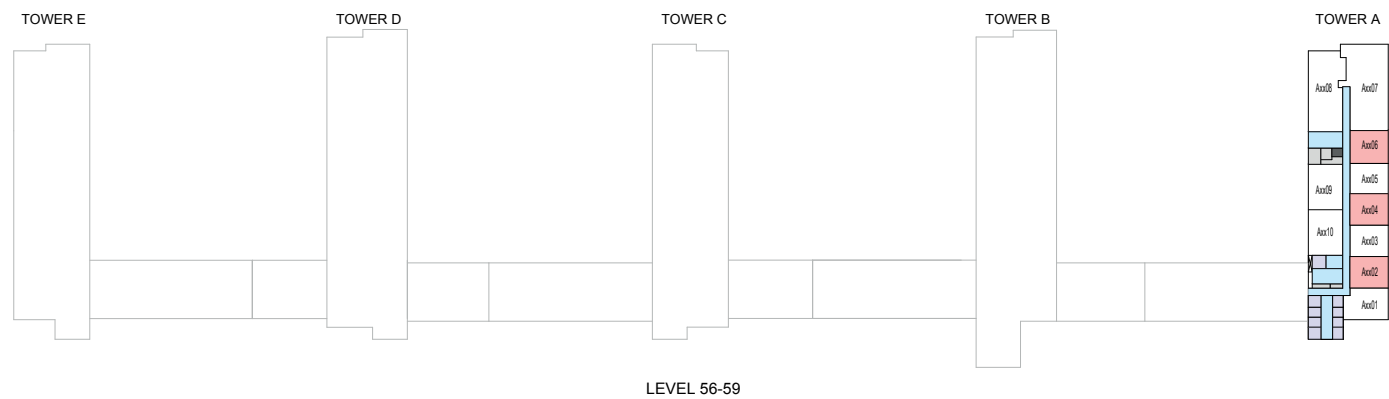
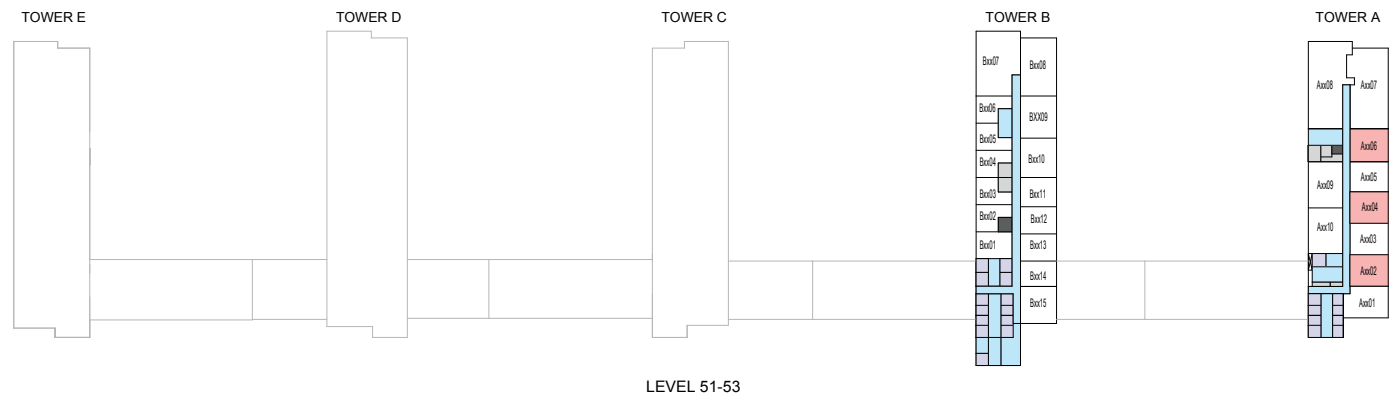
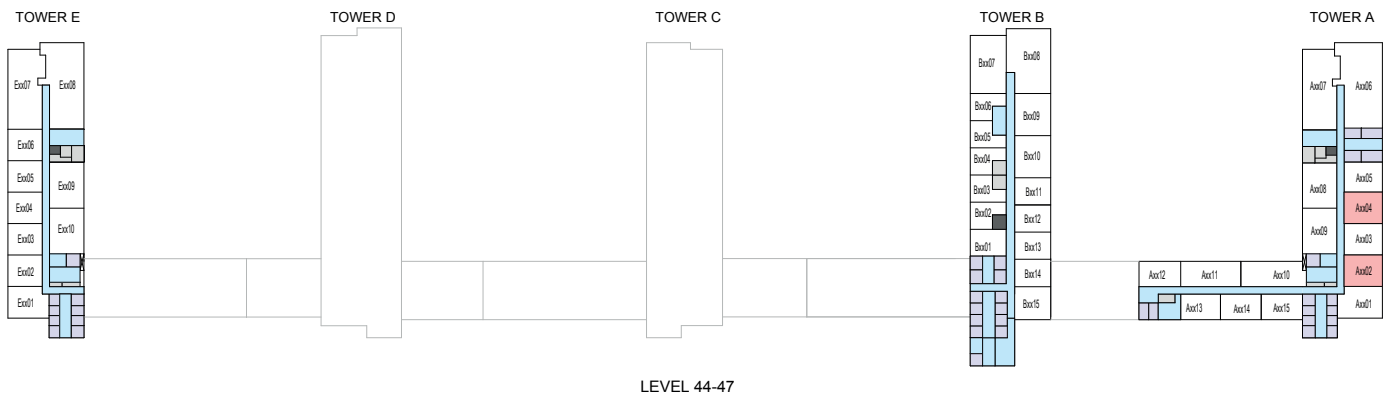
LEVEL 33-35



LEVEL 38-41

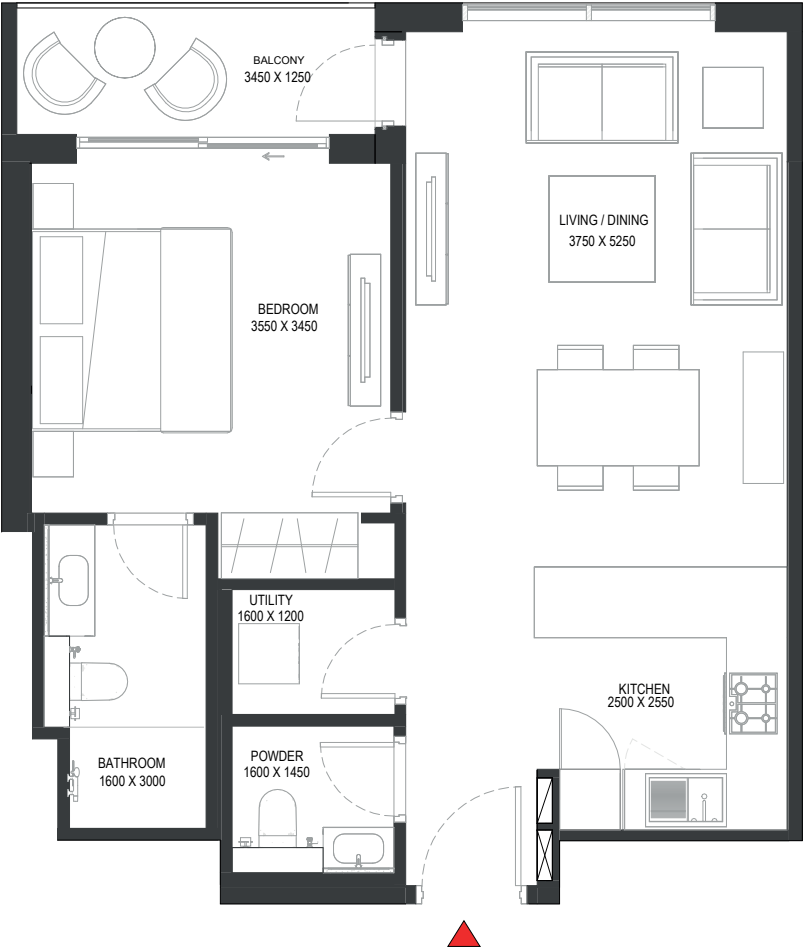
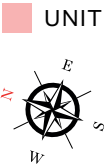
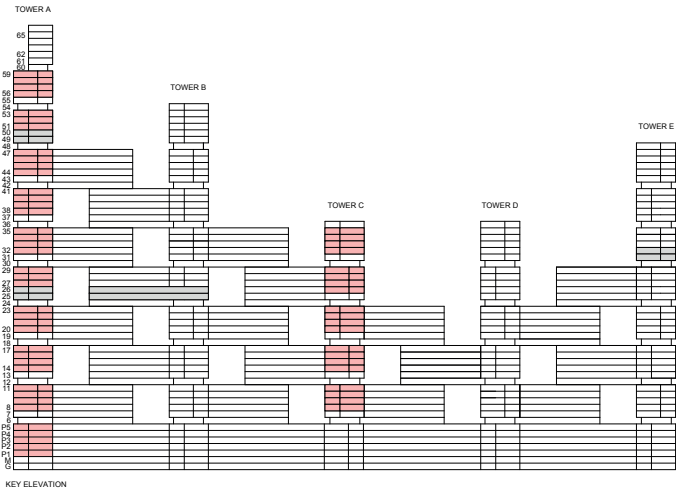
1 BEDROOM APARTMENT
TYPE A (with powder room + balcony)

TOTAL SALEABLE AREA
SUITE = 674.79 SQ.FT.
BALCONY = 57.48 SQ.FT.
TOTAL = 732.27 SQ.FT.



1 BEDROOM APARTMENT
TYPE A (with powder room + balcony)

TOTAL SALEABLE AREA
SUITE = 674.79 SQ.FT.
BALCONY = 57.48 SQ.FT.
TOTAL = 732.27 SQ.FT.



List of unit numbers with this unit plan:

VIEWS

Community

A102, A104, A202, A204, A302, A304, A402, A404, A502, A504

Creek

A802, A804, A902, A904, A1002, A1004, A1102, A1104, A1402, A1404, A1502, A1504, A1602, A1604, A1702, A1704, A2002, A2004, A2102, A2104, A2202, A2204, A2302, A2304, A2702, A2704, A2802, A2804, A2902, A2904, A3202, A3204, A3302, A3304, A3402, A3404, A3502, A3504, A3802, A3804, A3902, A3904, A4002, A4004, A4102, A4104, A4402, A4404, A4502, A4504, A4602, A4604, A4702, A4704, A5102, A5104, A5106, A5202, A5204, A5206, A5302, A5304, A5306, A5602, A5604, A5606, A5702, A5704, A5706, A5802, A5804, A5806, A5902, A5904, A5906

Creek, Amenities

C805, C807, C905, C907, C1005, C1007, C1105, C1107

Creek, Golf Course, Amenities

C1405, C1407, C1505, C1507, C1605, C1607, C1705, C1707, C2005, C2007, C2105, C2107, C2205, C2207, C2305, C2307

Creek, Golf Course

C2605, C2607, C2705, C2707, C2805, C2807, C2905, C2907, C3205, C3207, C3305, C3307, C3405, C3407, C3505, C3507

Disclaimer: 1. All dimensions are in metric, measured to wall finishes. 2. All materials, dimensions & drawings are approximate. 3. Information is subject to change without notice, at developer's absolute discretion. 4. Actual area may vary from the stated area. 5. Drawing are not to scale. 6. All images used are for illustrative purpose only and do not represent the actual size, features, specifications, fittings and furnishings. 7. The developer reserves the right to make revisions/ alterations, at its absolute discretion, without any liability whatsoever.

1 BEDROOM APARTMENT

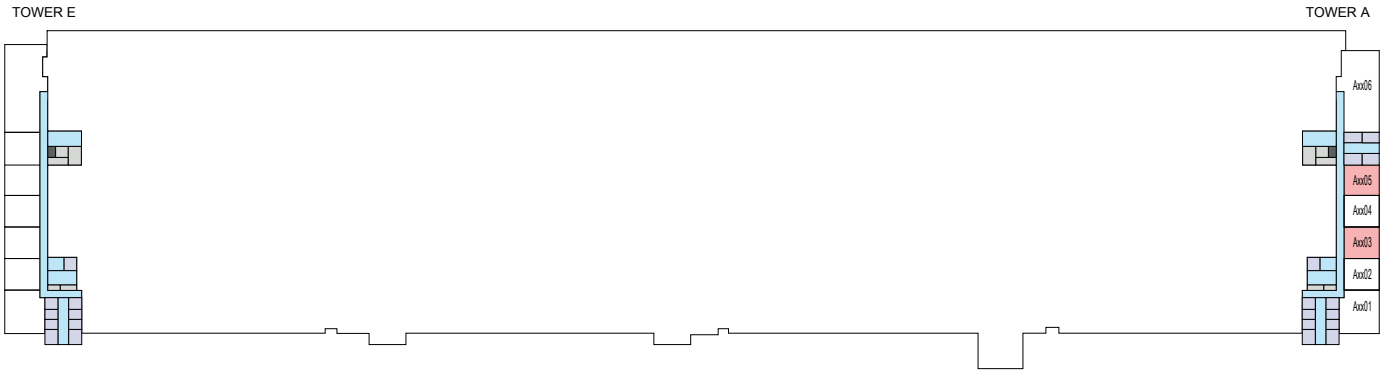
TYPE A (with powder room + balcony) VARIANT 1

TOTAL SALEABLE AREA

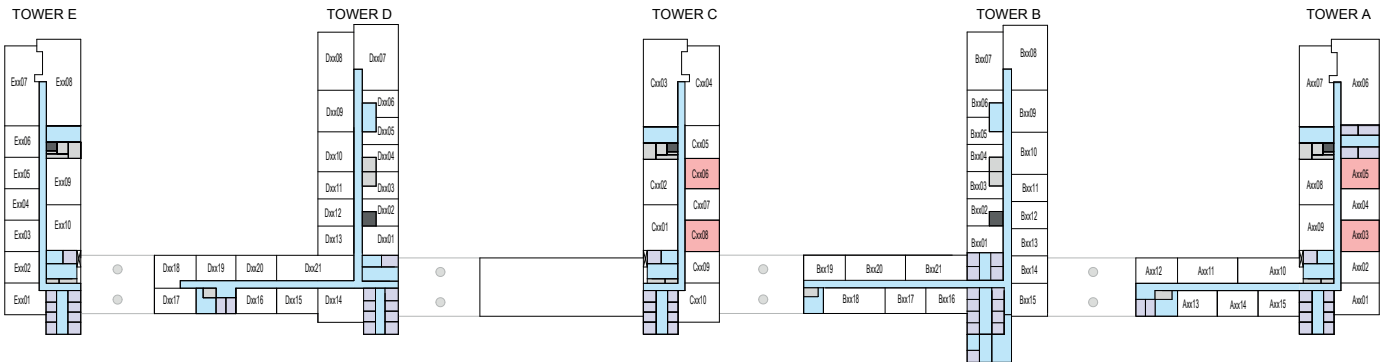
SUITE = 674.79 SQ.FT.

BALCONY = 57.48 SQ.FT.

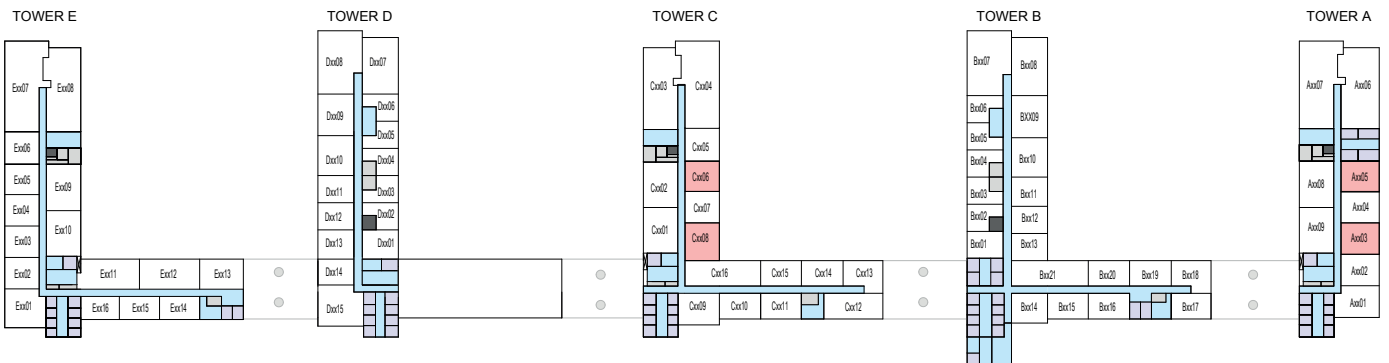
TOTAL = 732.27 SQ.FT.



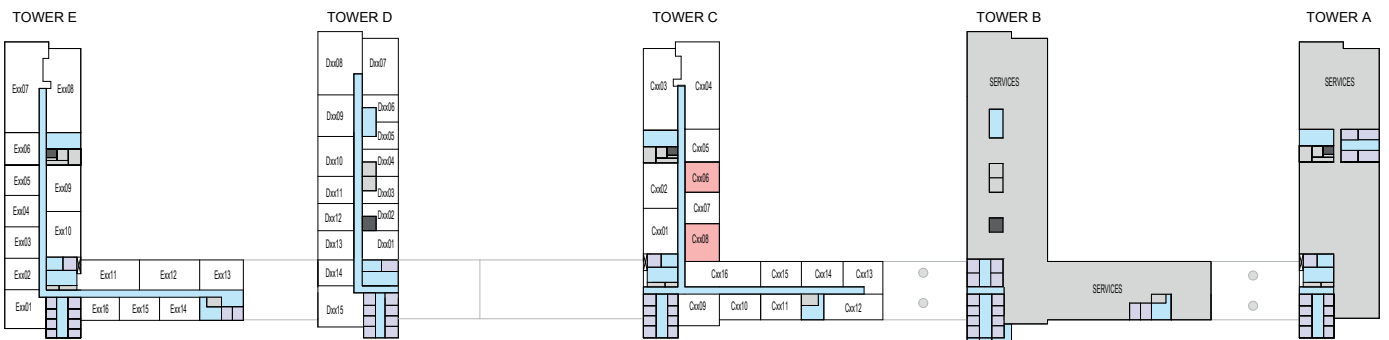
PODIUM 01-05



LEVEL 8-11,20-23



LEVEL 14-17



LEVEL 26

1 BEDROOM APARTMENT

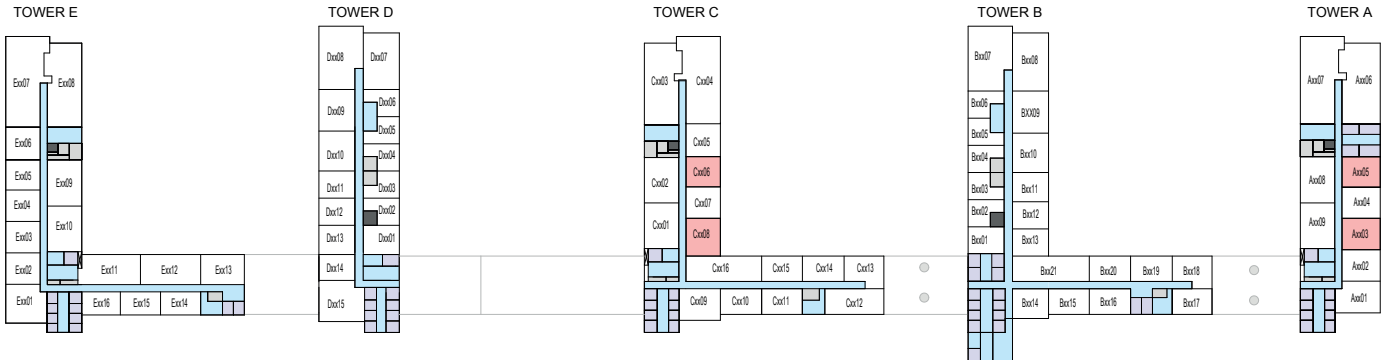
TYPE A (with powder room + balcony) VARIANT 1

TOTAL SALEABLE AREA

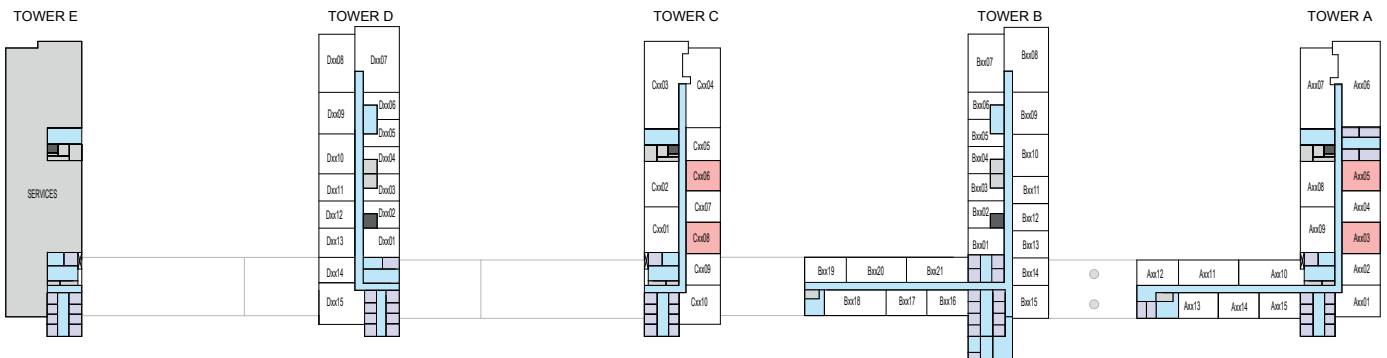
SUITE = 674.79 SQ.FT.

BALCONY = 57.48 SQ.FT.

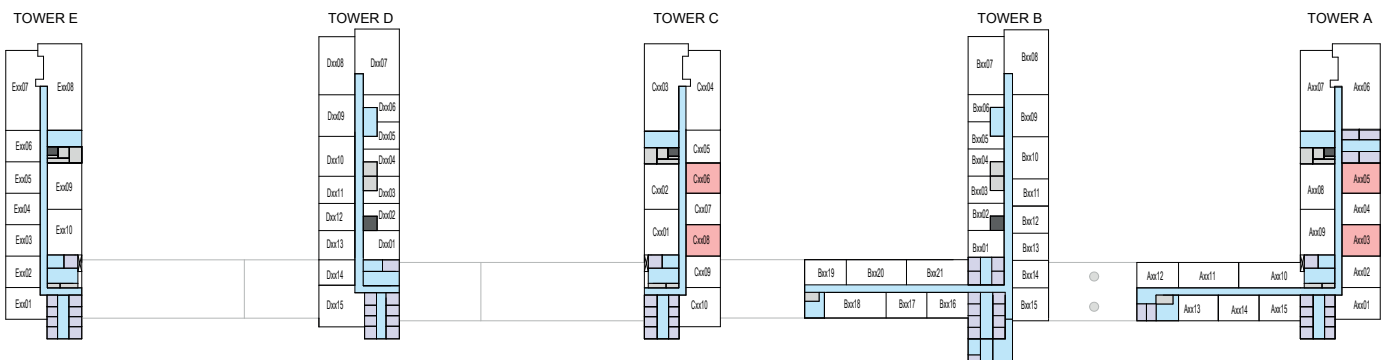
TOTAL = 732.27 SQ.FT.



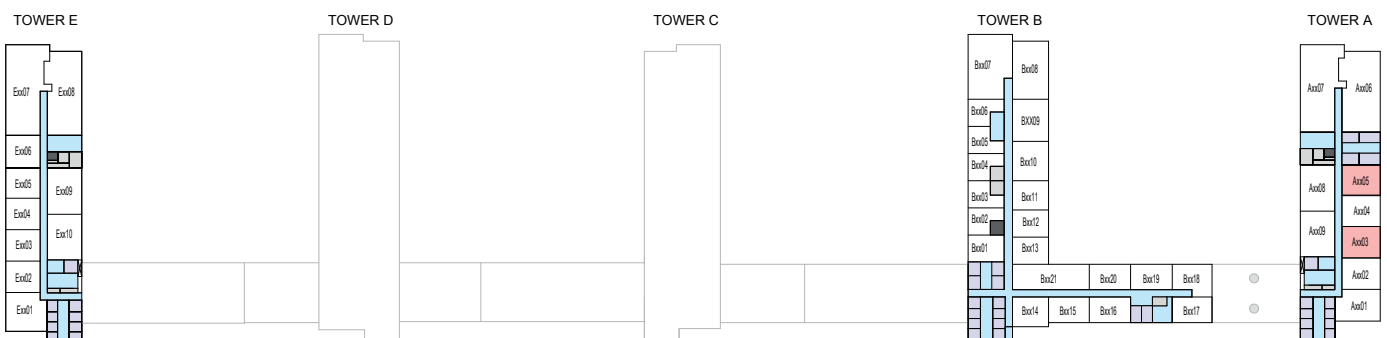
LEVEL 27-29



LEVEL 32



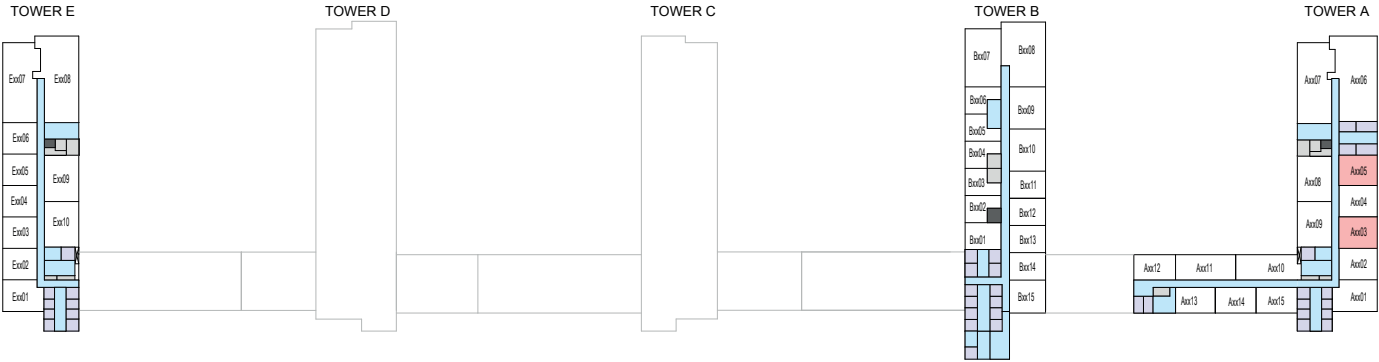
LEVEL 33-35



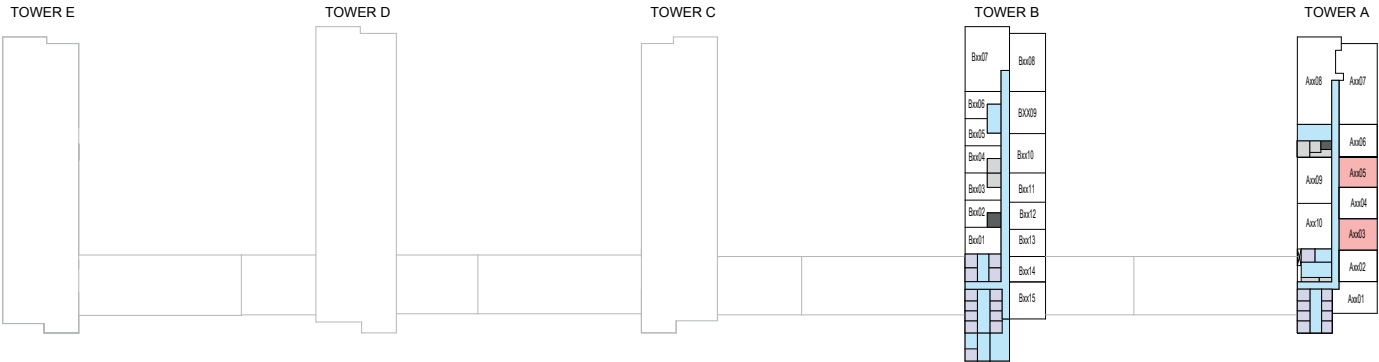
LEVEL 38-41

1 BEDROOM APARTMENT
TYPE A (with powder room + balcony) VARIANT 1

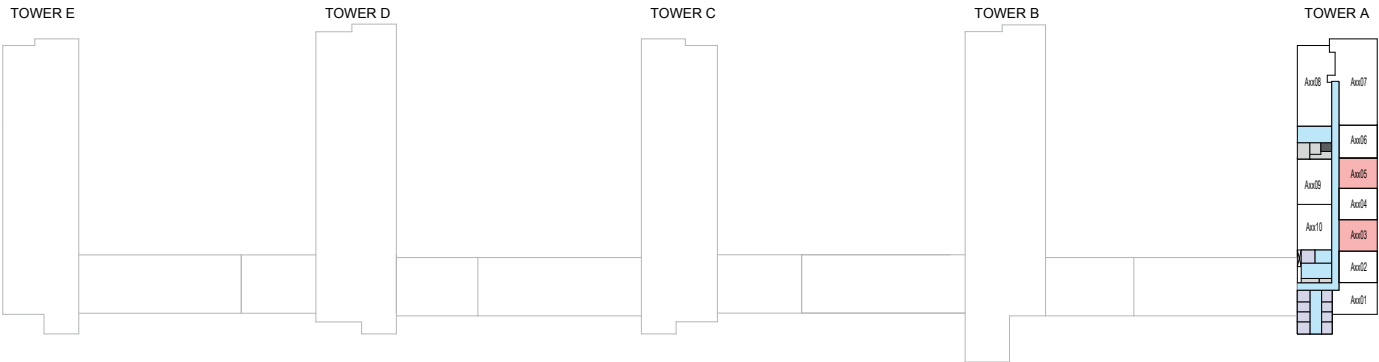
TOTAL SALEABLE AREA
SUITE = 674.79 SQ.FT.
BALCONY = 57.48 SQ.FT.
TOTAL = 732.27 SQ.FT.



LEVEL 44-47



LEVEL 51-53



LEVEL 56-59

1 BEDROOM APARTMENT

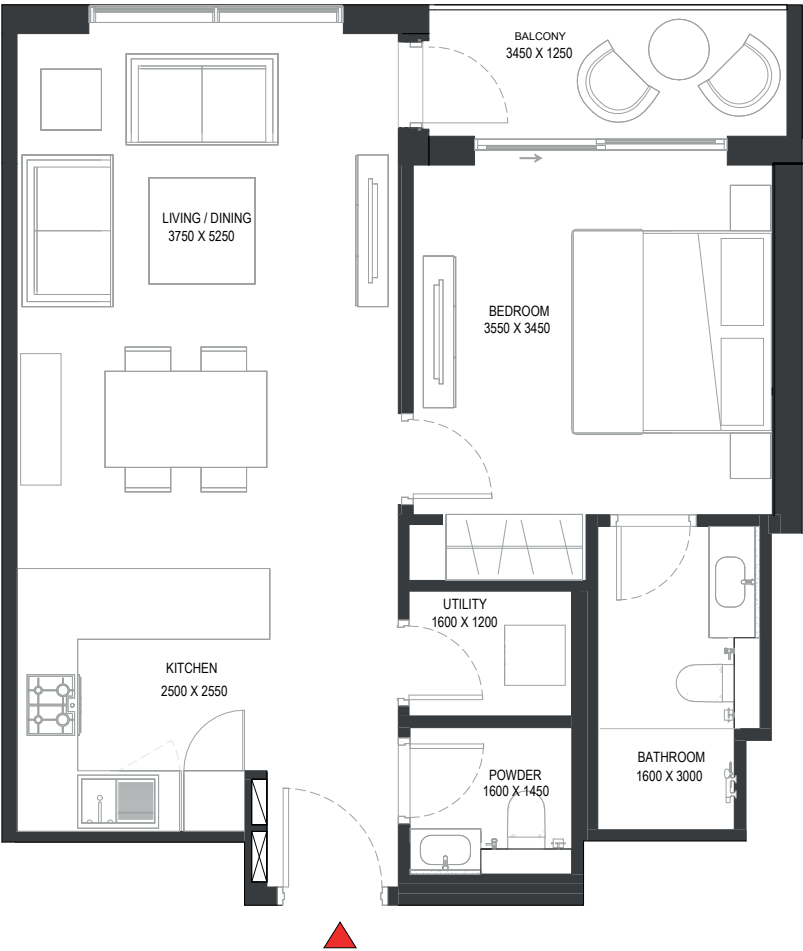
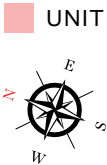
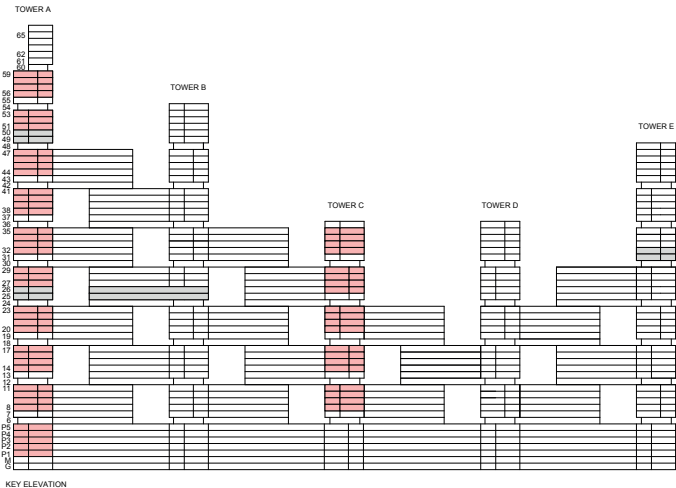
TYPE A (with powder room + balcony) VARIANT 1

TOTAL SALEABLE AREA

SUITE = 674.79 SQ.FT.

BALCONY = 57.48 SQ.FT.

TOTAL = 732.27 SQ.FT.



List of unit numbers with this unit plan:

VIEWS

Community

A103, A105, A203, A205, A303, A305, A403, A405, A503, A505

Creek

A803, A805, A903, A905, A1003, A1005, A1103, A1105, A1403, A1405, A1503, A1505, A1603, A1605, A1703, A1705, A2003, A2005, A2103, A2105, A2203, A2205, A2303, A2305, A2703, A2705, A2803, A2805, A2903, A2905, A3203, A3205, A3303, A3305, A3403, A3405, A3503, A3505, A3803, A3805, A3903, A3905, A4003, A4005, A4103, A4105, A4403, A4405, A4503, A4505, A4603, A4605, A4703, A4705, A5103, A5105, A5203, A5205, A5303, A5305, A5603, A5605, A5703, A5705, A5803, A5805, A5903, A5905

Creek, Amenities

C806, C808, C906, C908, C1006, C1008, C1106, C1108

Creek, Golf Course, Amenities

C1406, C1408, C1506, C1508, C1606, C1608, C1706, C1708, C2006, C2008, C2106, C2108, C2206, C2208, C2306, C2308

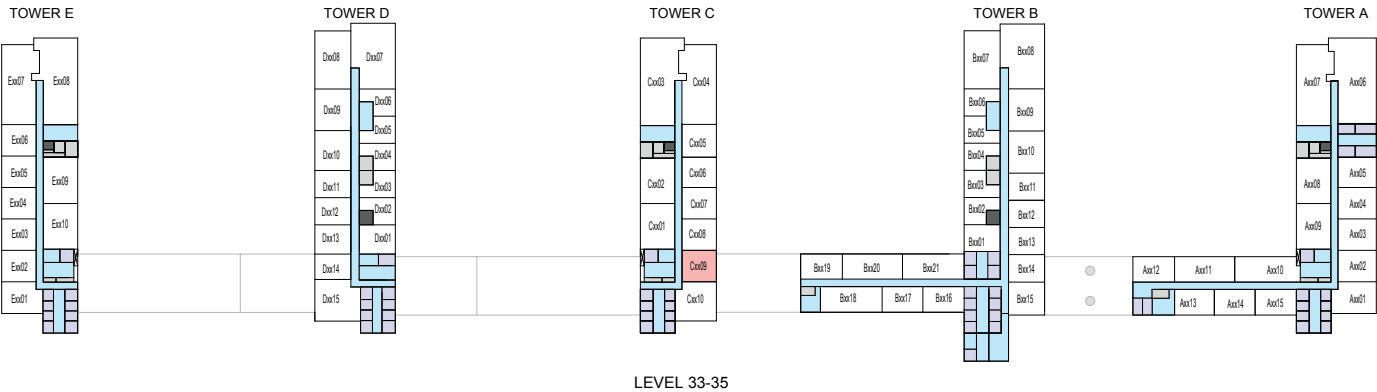
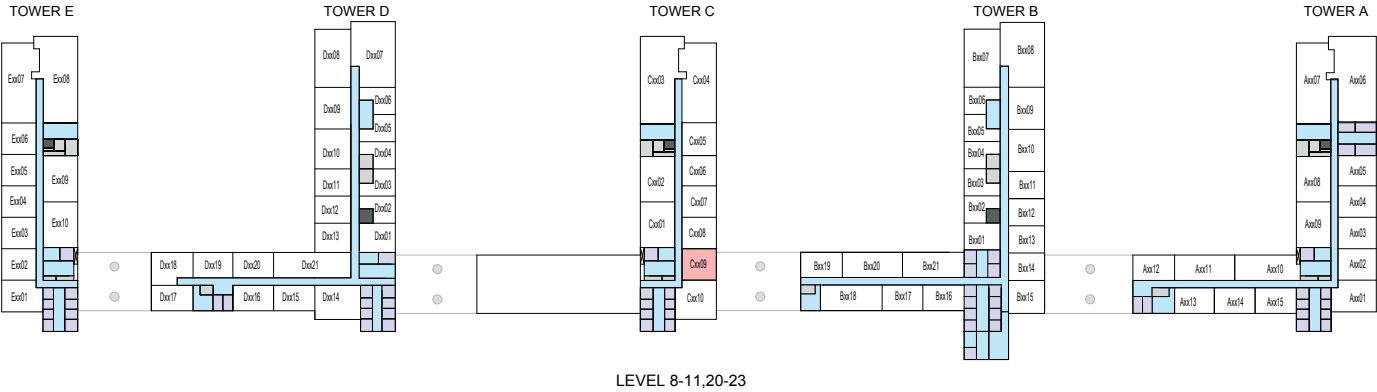
Creek, Golf Course

C2606, C2608, C2706, C2708, C2806, C2808, C2906, C2908, C3206, C3208, C3306, C3308, C3406, C3408, C3506, C3508

Disclaimer: 1. All dimensions are in metric, measured to wall finishes. 2. All materials, dimensions & drawings are approximate. 3. Information is subject to change without notice, at developer's absolute discretion. 4. Actual area may vary from the stated area. 5. Drawing are not to scale. 6. All images used are for illustrative purpose only and do not represent the actual size, features, specifications, fittings and furnishings. 7. The developer reserves the right to make revisions/ alterations, at its absolute discretion, without any liability whatsoever.

1 BEDROOM APARTMENT
TYPE A (with powder room + balcony) VARIANT 2

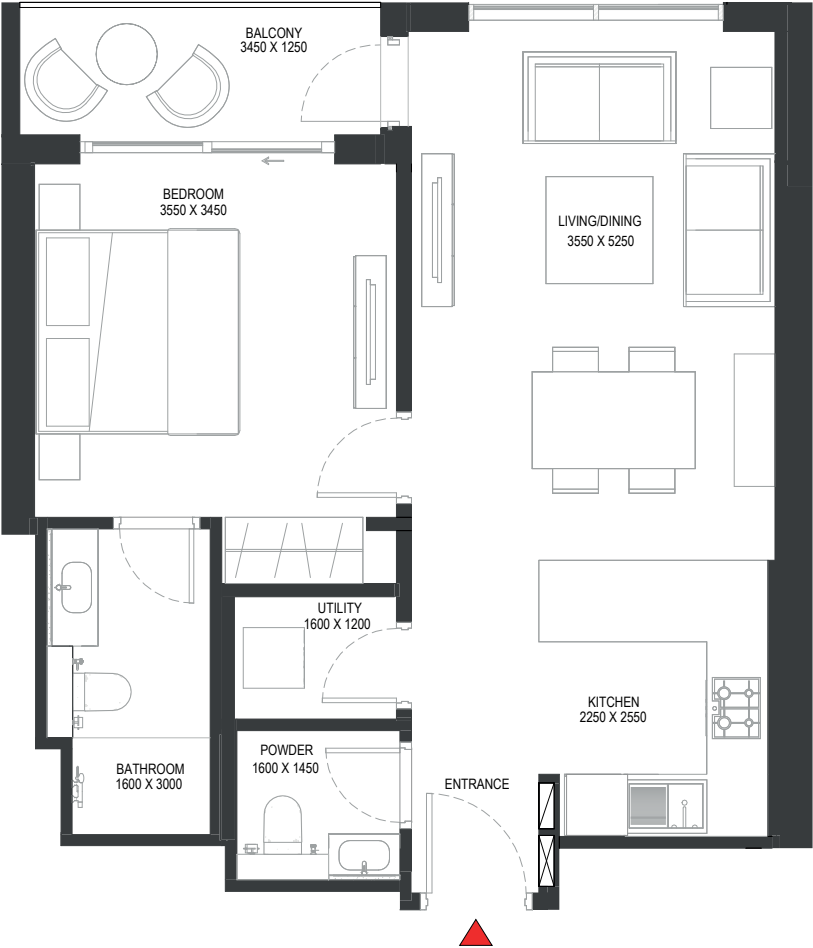
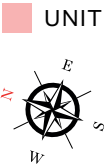
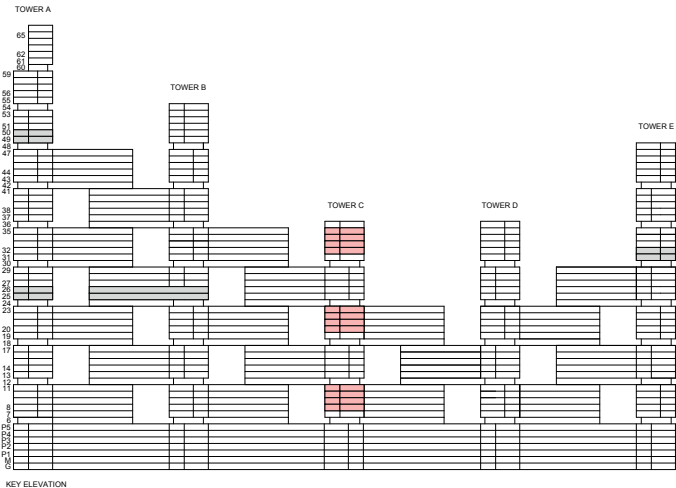
TOTAL SALEABLE AREA
SUITE = 657.67 SQ.FT.
BALCONY = 57.37 SQ.FT.
TOTAL = 715.04 SQ.FT.



1 BEDROOM APARTMENT

TYPE A (with powder room + balcony) VARIANT 2

TOTAL SALEABLE AREA
SUITE = 657.67 SQ.FT.
BALCONY = 57.37 SQ.FT.
TOTAL = 715.04 SQ.FT.



List of unit numbers with this unit plan:

VIEWS

Creek, Amenities

C809, C909, C1009, C1109

Creek, Golf Course, Amenities

C2009, C2109, C2209, C2309

Creek, Golf Course

C3209, C3309, C3409, C3509

Disclaimer: 1. All dimensions are in metric, measured to wall finishes. 2. All materials, dimensions & drawings are approximate. 3. Information is subject to change without notice, at developer's absolute discretion. 4. Actual area may vary from the stated area. 5. Drawing are not to scale. 6. All images used are for illustrative purpose only and do not represent the actual size, features, specifications, fittings and furnishings. 7. The developer reserves the right to make revisions/ alterations, at its absolute discretion, without any liability whatsoever.

1 BEDROOM APARTMENT

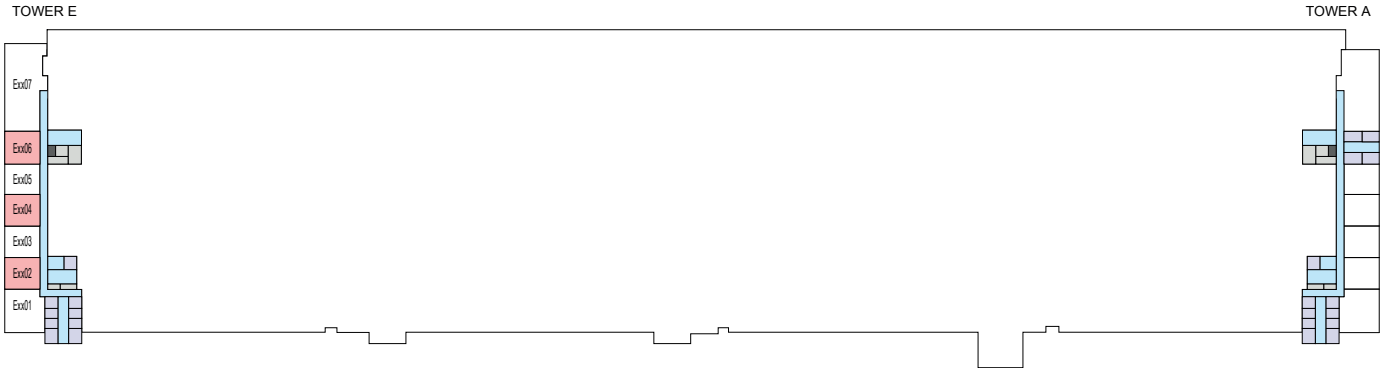
TYPE A (with powder room + balcony) VARIANT 3

TOTAL SALEABLE AREA

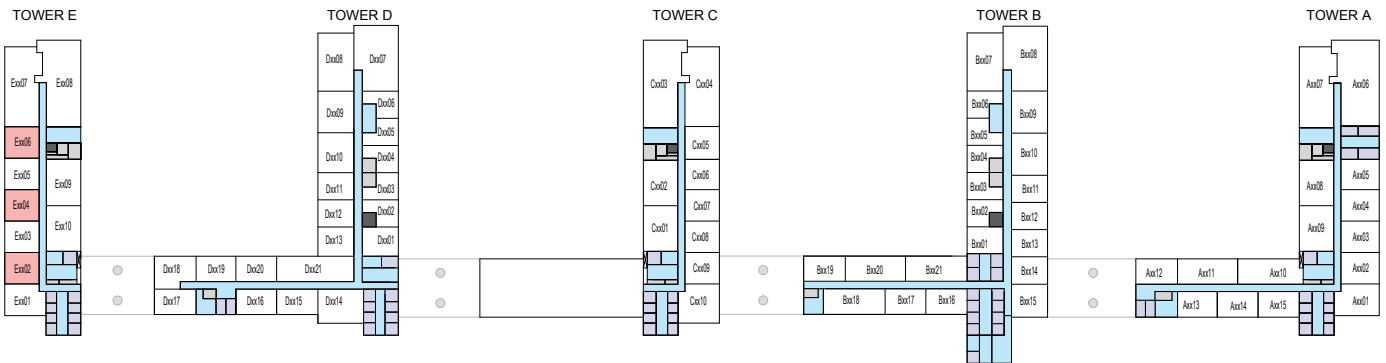
SUITE = 676.40 SQ.FT.

BALCONY = 57.46 SQ.FT.

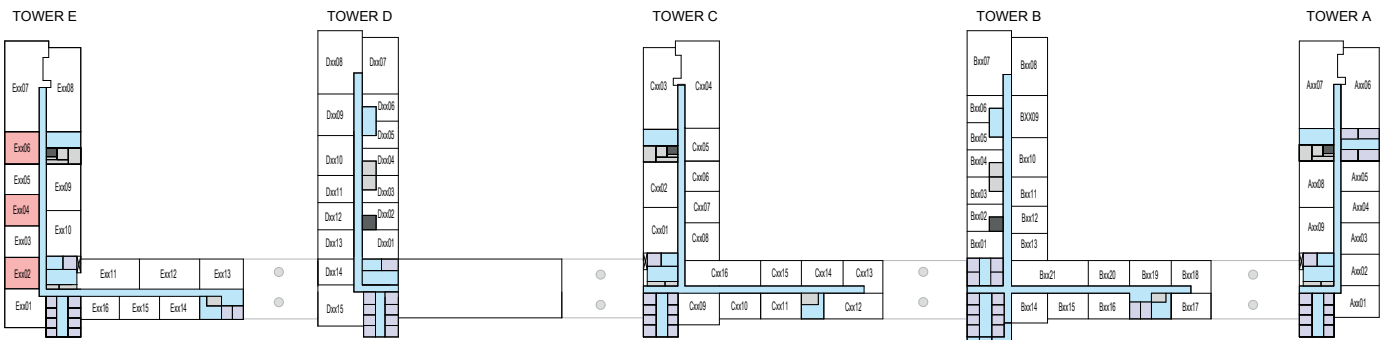
TOTAL = 733.86 SQ.FT.



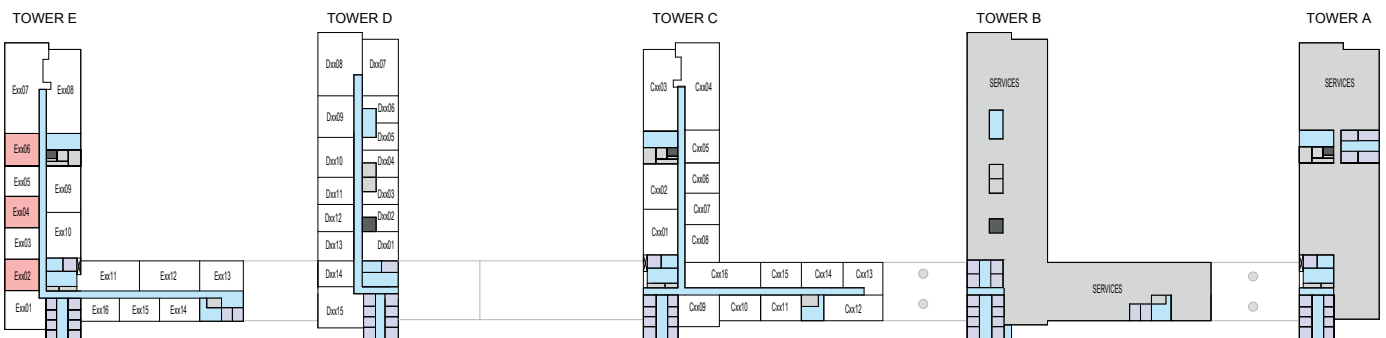
PODIUM 01-05



LEVEL 8-11,20-23



LEVEL 14-17



LEVEL 26

1 BEDROOM APARTMENT

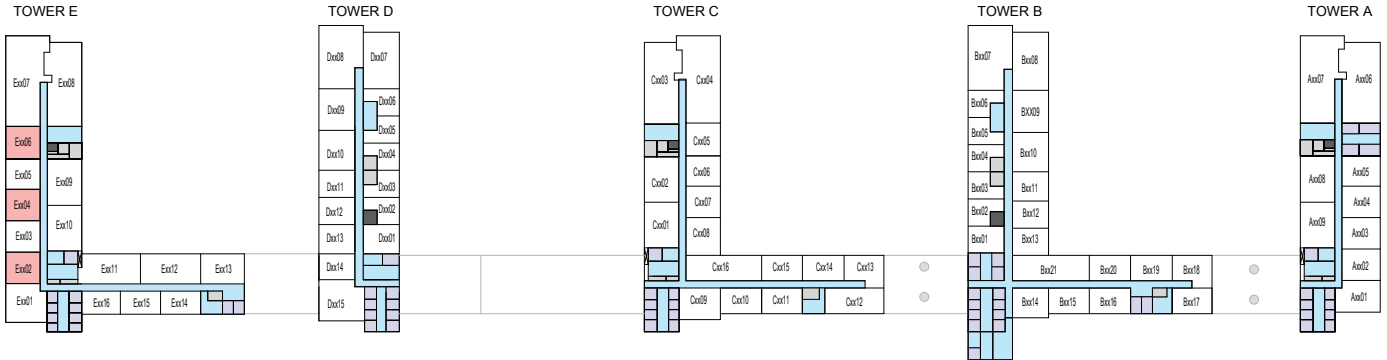
TYPE A (with powder room + balcony) VARIANT 3

TOTAL SALEABLE AREA

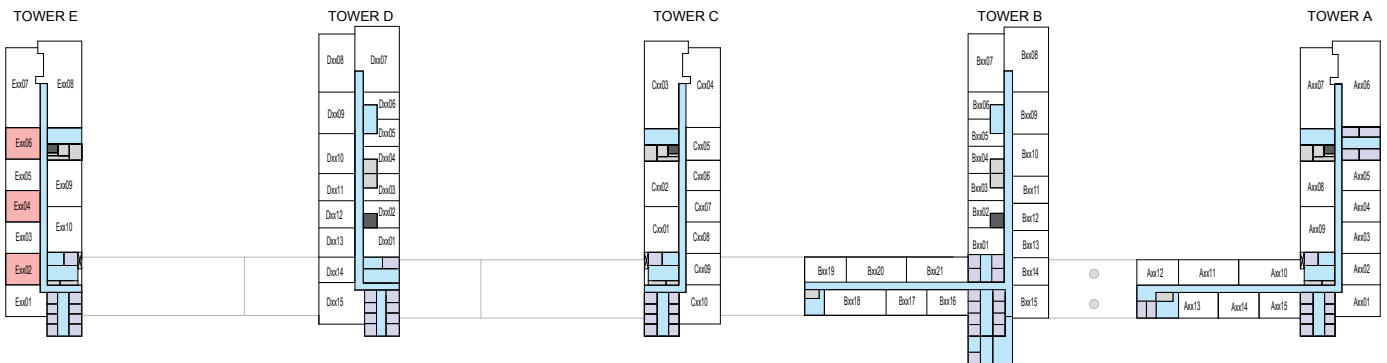
SUITE = 676.40 SQ.FT.

BALCONY = 57.46 SQ.FT.

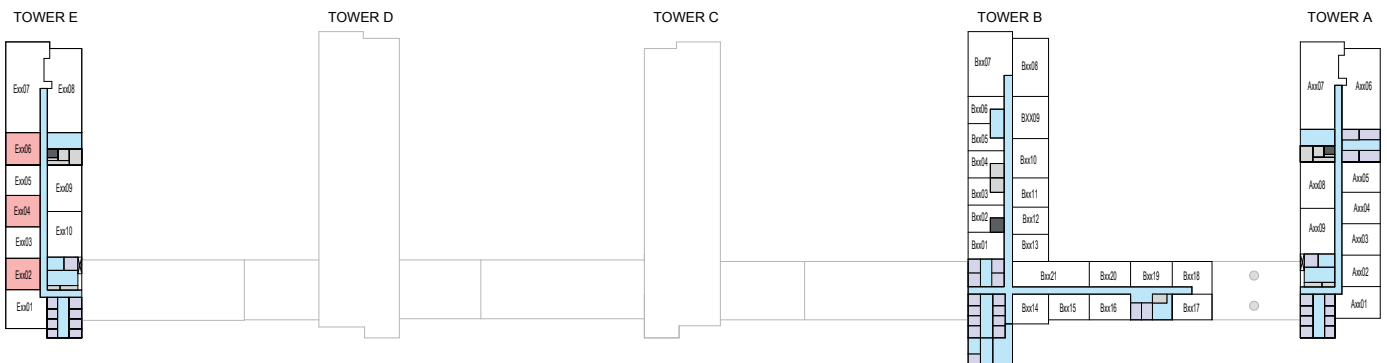
TOTAL = 733.86 SQ.FT.



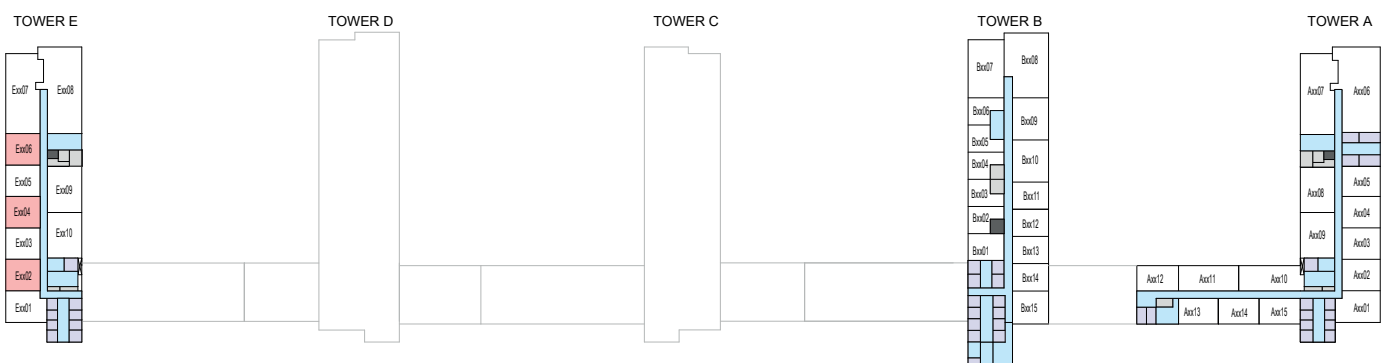
LEVEL 27-29



LEVEL 33-35



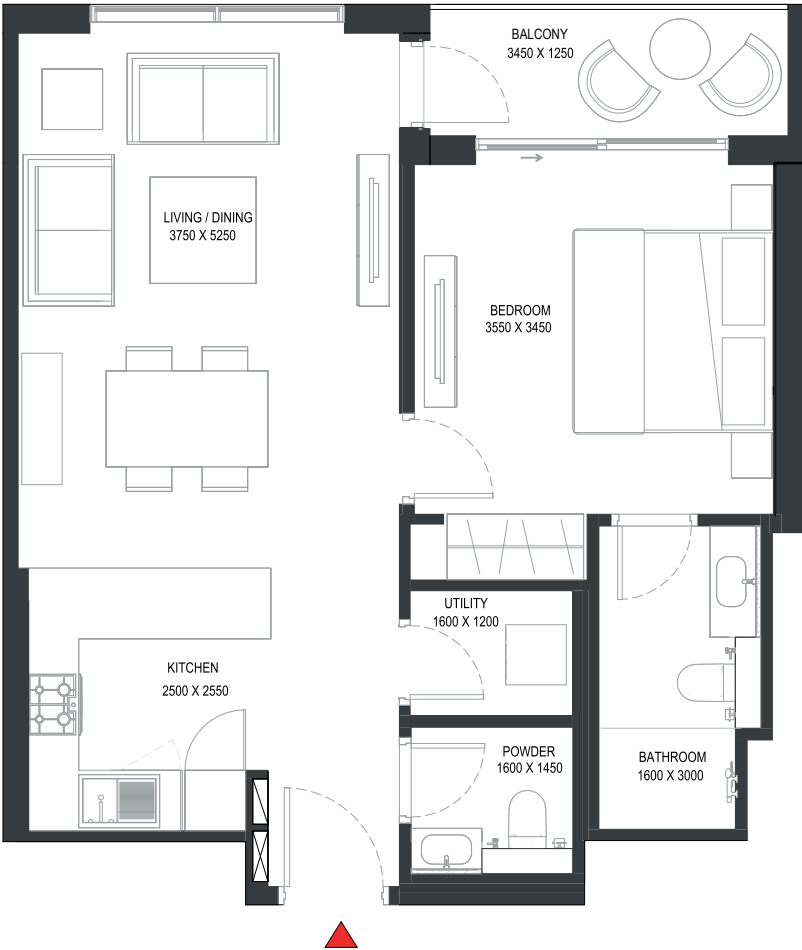
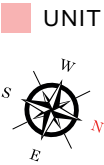
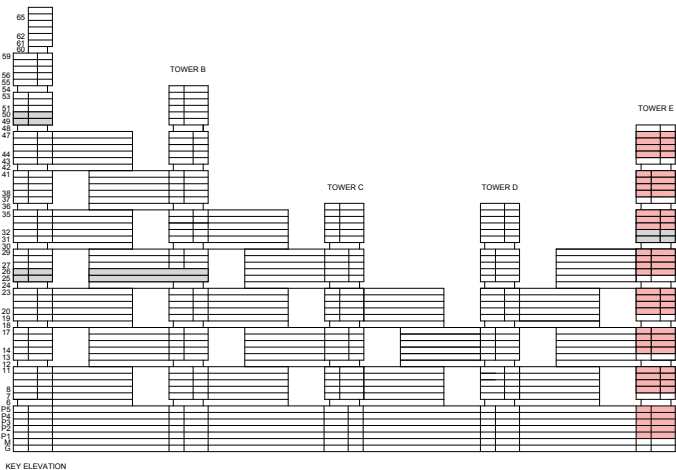
LEVEL 38-41



LEVEL 44-47

1 BEDROOM APARTMENT
TYPE A (with powder room + balcony) VARIANT 3

TOTAL SALEABLE AREA
SUITE = 676.40 SQ.FT.
BALCONY = 57.46 SQ.FT.
TOTAL = 733.86 SQ.FT.



List of unit numbers with this unit plan:

VIEWS

Community

E102, E104, E106, E202, E204, E206, E302, E304, E306, E402, E404, E406, E502, E504, E506

Downtown, Ras Al Khor

E802, E804, E806, E902, E904, E906, E1002, E1004, E1006, E1102, E1104, E1106, E1402, E1404, E1406, E1502, E1504, E1506, E1602, E1604, E1606, E1702, E1704, E1706, E2002, E2004, E2006, E2102, E2104, E2106, E2202, E2204, E2206, E2302, E2304, E2306, E2602, E2604, E2606, E2702, E2704, E2706, E2802, E2804, E2806, E2902, E2904, E2906, E3302, E3304, E3306, E3402, E3404, E3406, E3502, E3504, E3506, E3802, E3804, E3806, E3902, E3904, E3906, E4002, E4004, E4006, E4102, E4104, E4106, E4402, E4404, E4406, E4502, E4504, E4506, E4602, E4604, E4606, E4702, E4704, E4706

1 BEDROOM APARTMENT

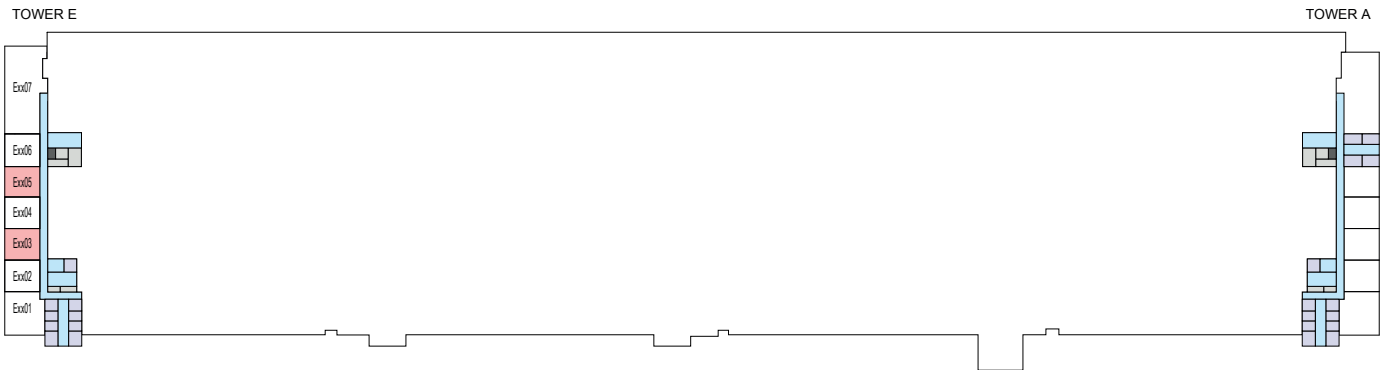
TYPE A (with powder room + balcony) VARIANT 4

TOTAL SALEABLE AREA

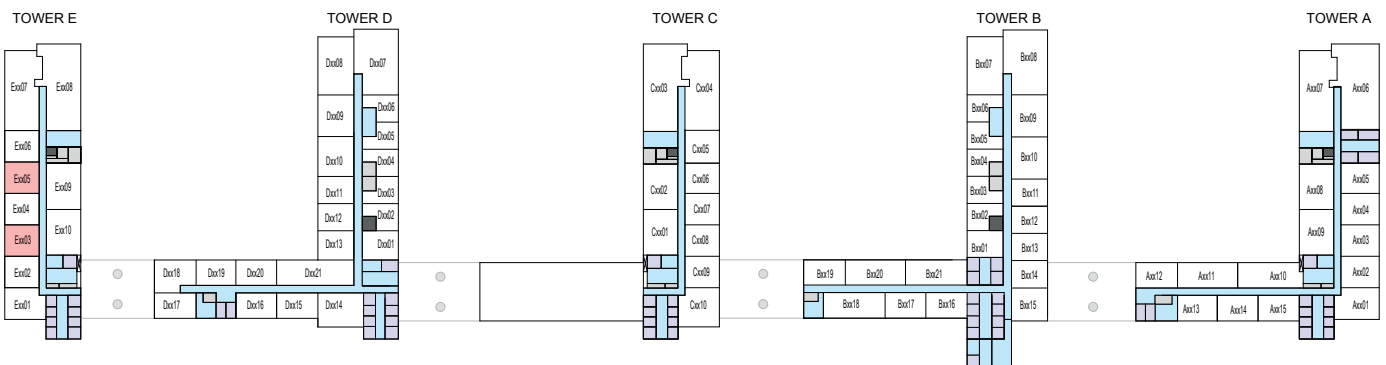
SUITE = 676.40 SQ.FT.

BALCONY = 57.46 SQ.FT.

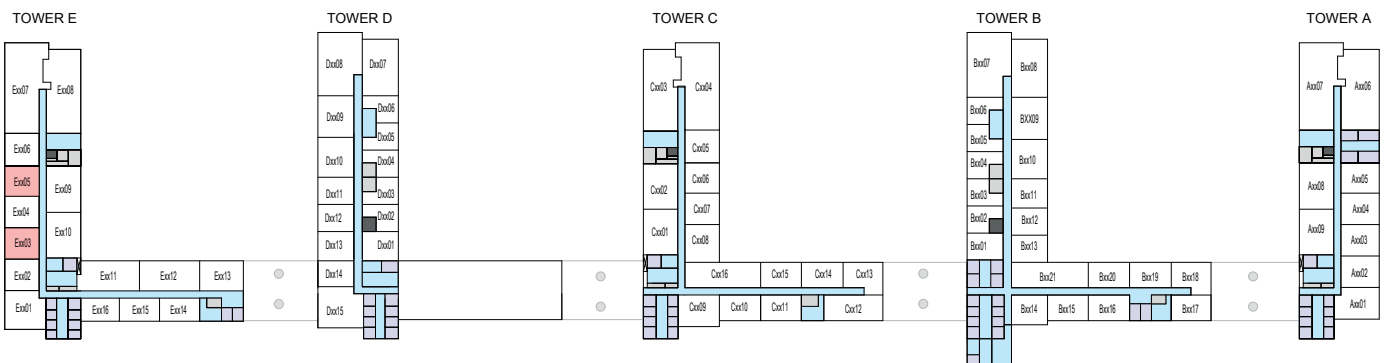
TOTAL = 733.86 SQ.FT.



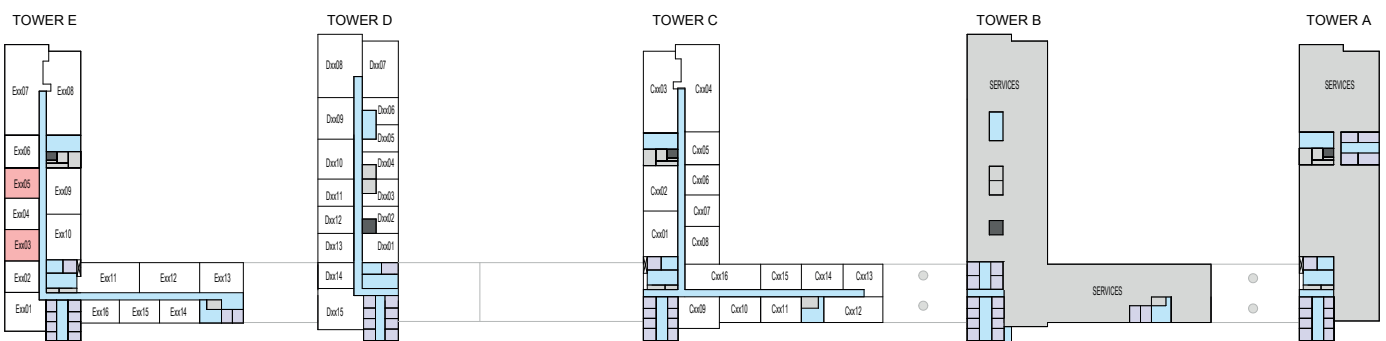
PODIUM 01-05



LEVEL 8-11,20-23



LEVEL 14-17



LEVEL 26

1 BEDROOM APARTMENT

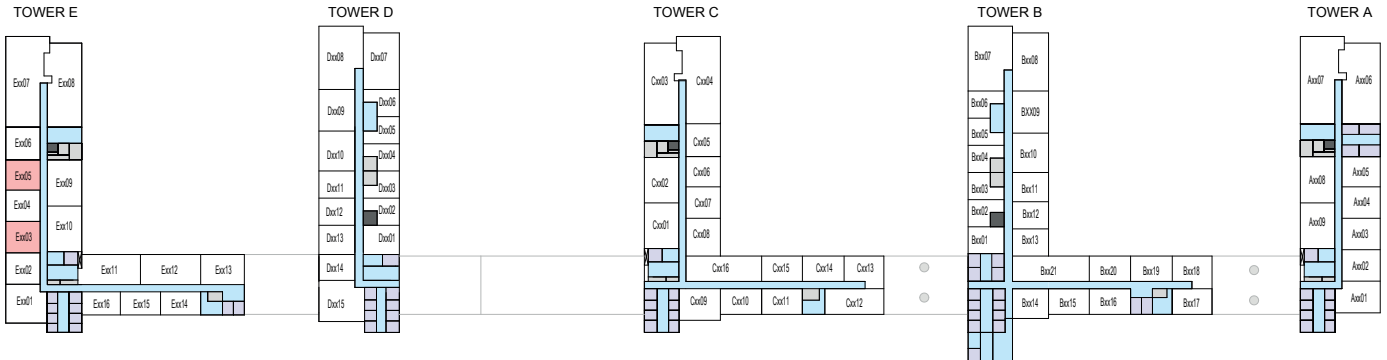
TYPE A (with powder room + balcony) VARIANT 4

TOTAL SALEABLE AREA

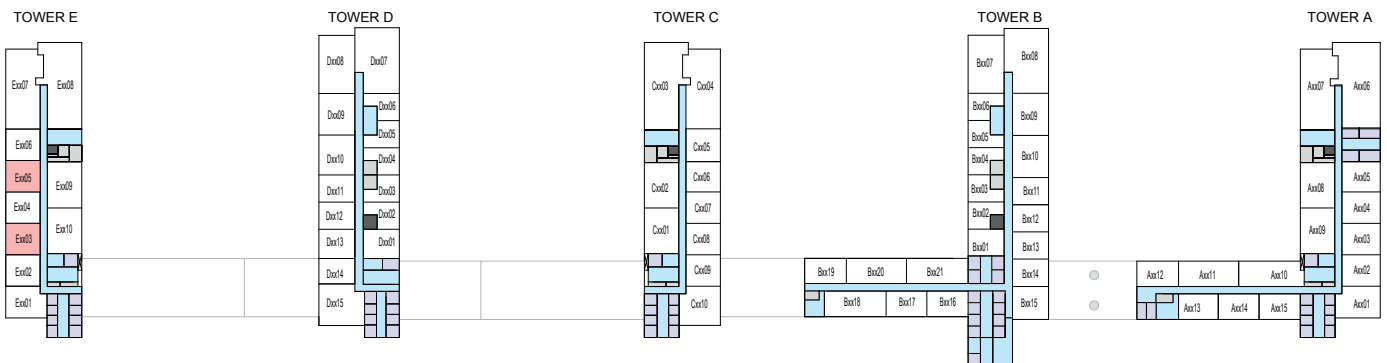
SUITE = 676.40 SQ.FT.

BALCONY = 57.46 SQ.FT.

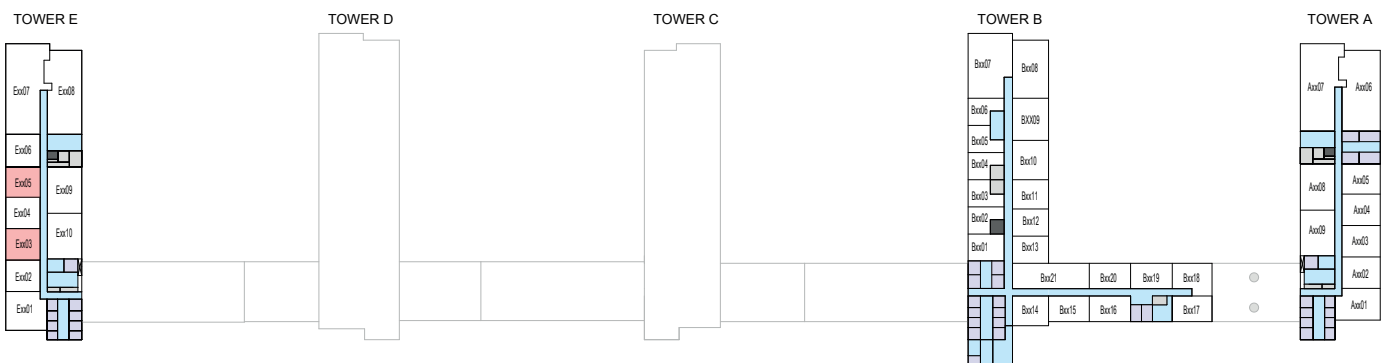
TOTAL = 733.86 SQ.FT.



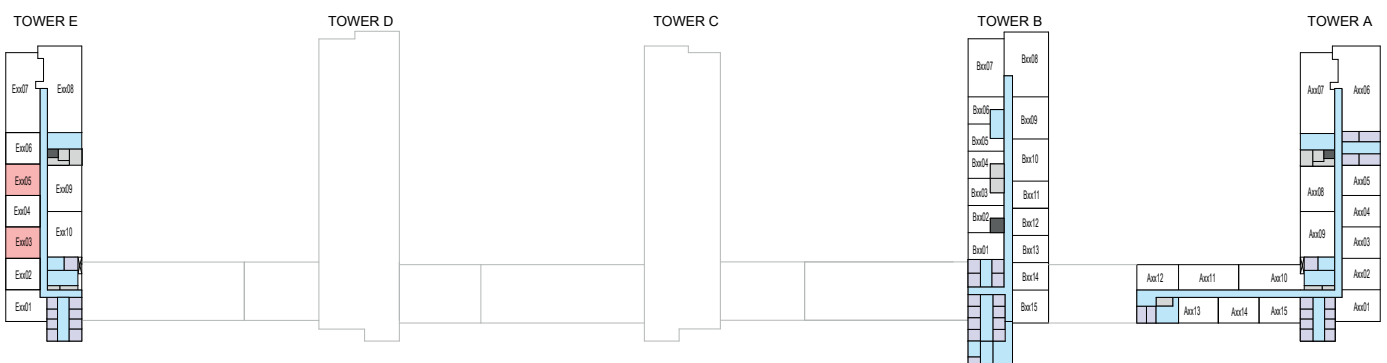
LEVEL 27-29



LEVEL 33-35



LEVEL 38-41

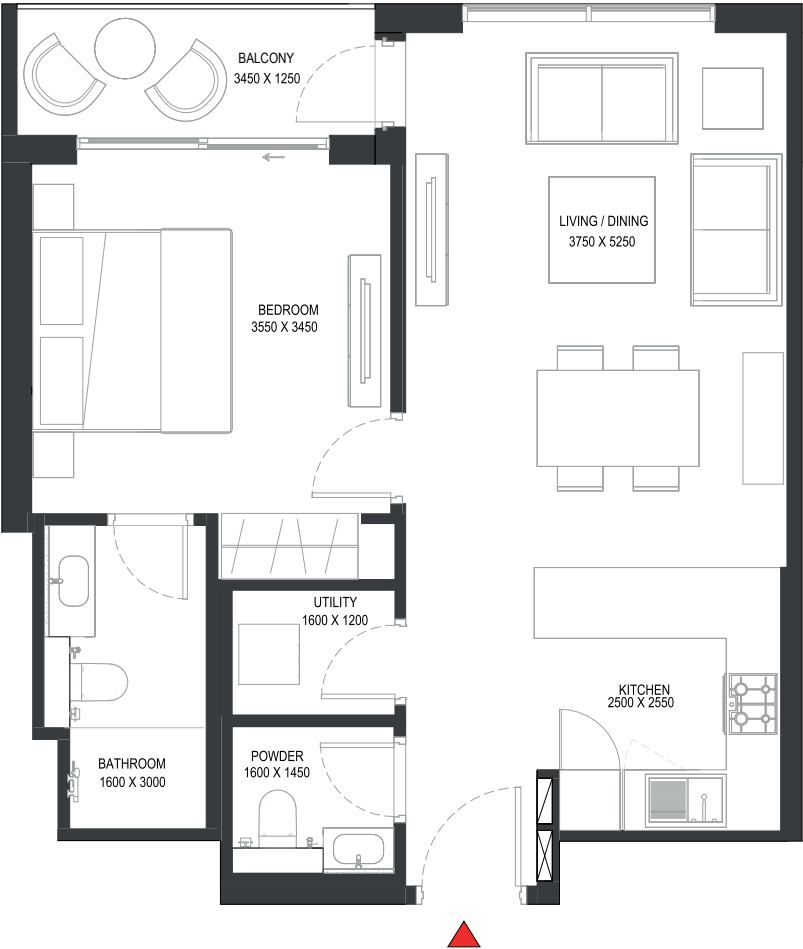
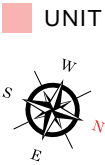
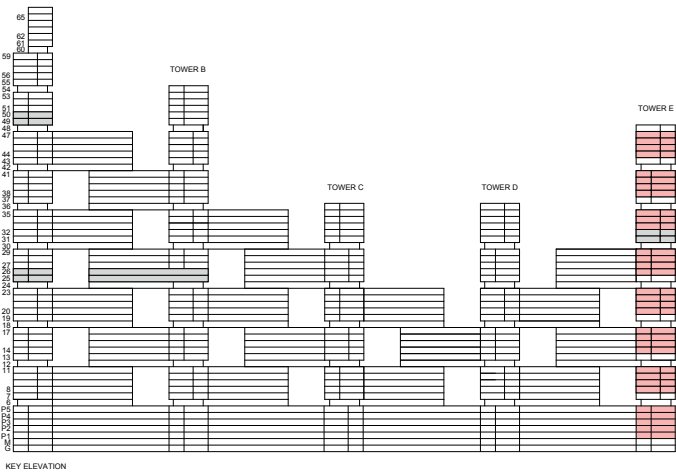


LEVEL 44-47

1 BEDROOM APARTMENT

TYPE A (with powder room + balcony) VARIANT 4

TOTAL SALEABLE AREA
SUITE = 676.40 SQ.FT.
BALCONY = 57.46 SQ.FT.
TOTAL = 733.86 SQ.FT.



List of unit numbers with this unit plan:

VIEWS

Community

E103, E105, E203, E205, E303, E305, E403, E405, E503, E505

Downtown, Ras Al Khor

E803, E805, E903, E905, E1003, E1005, E1103, E1105, E1403, E1405, E1503, E1505, E1603, E1605, E1703, E1705, E2003, E2005, E2103, E2105, E2203, E2205, E2303, E2305, E2603, E2605, E2703, E2705, E2803, E2805, E2903, E2905, E3303, E3305, E3403, E3405, E3503, E3505, E3803, E3805, E3903, E3905, E4003, E4005, E4103, E4105, E4403, E4405, E4503, E4505, E4603, E4605, E4703, E4705

1 BEDROOM APARTMENT

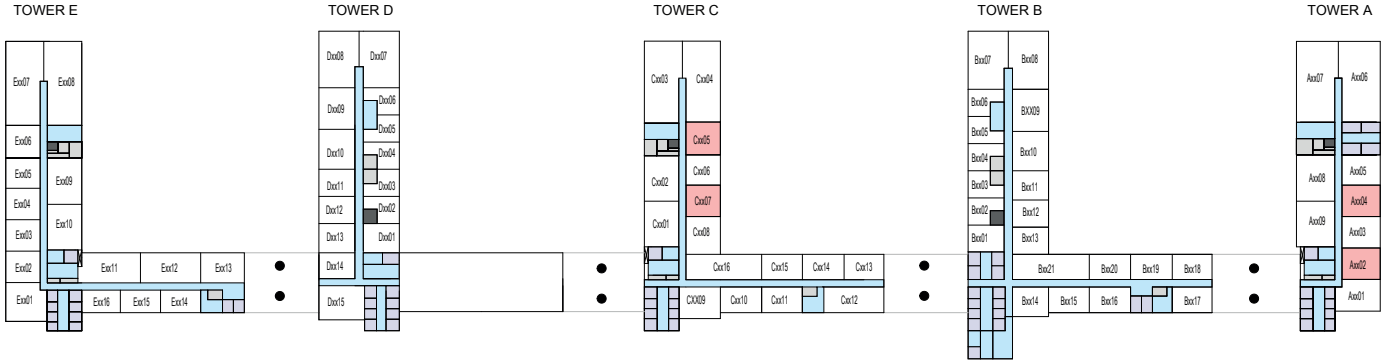
TYPE B (with powder room + yard)

TOTAL SALEABLE AREA

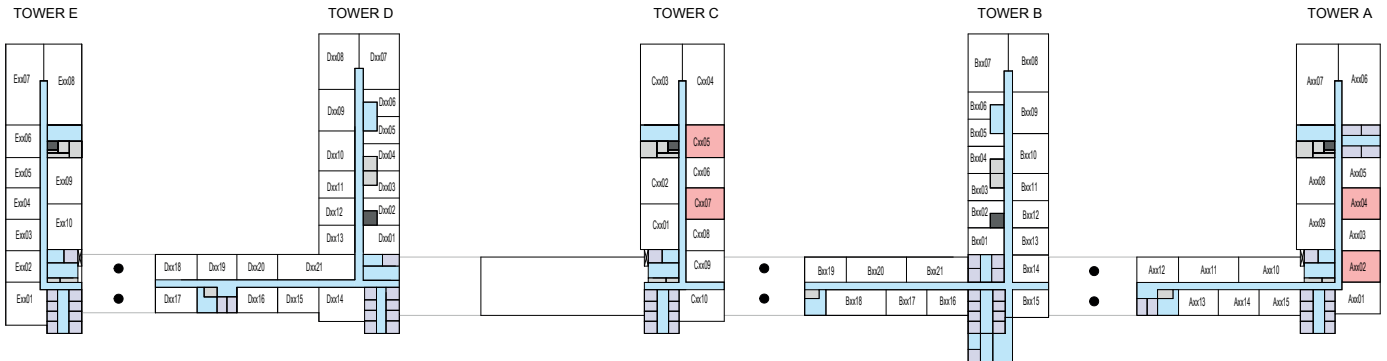
SUITE = 675.11 SQ.FT.

YARD = 132.72 SQ.FT.

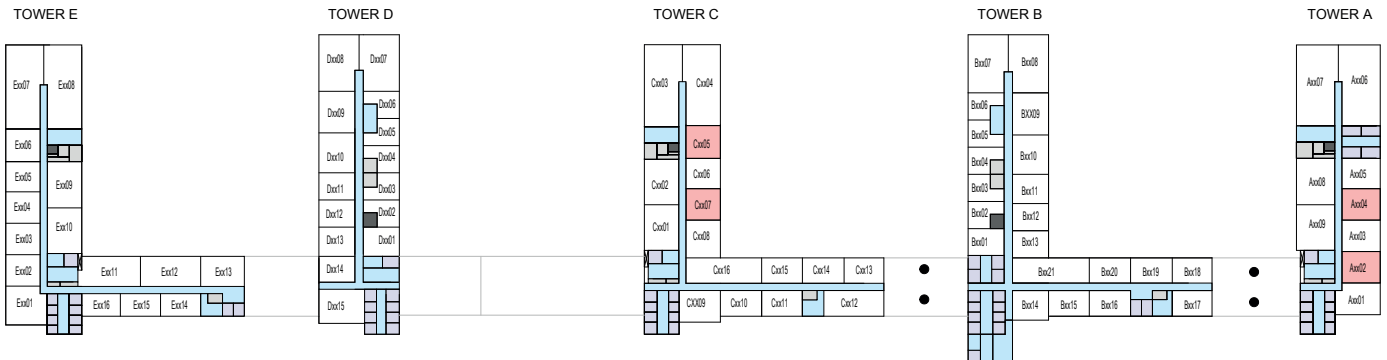
TOTAL = 807.83 SQ.FT.



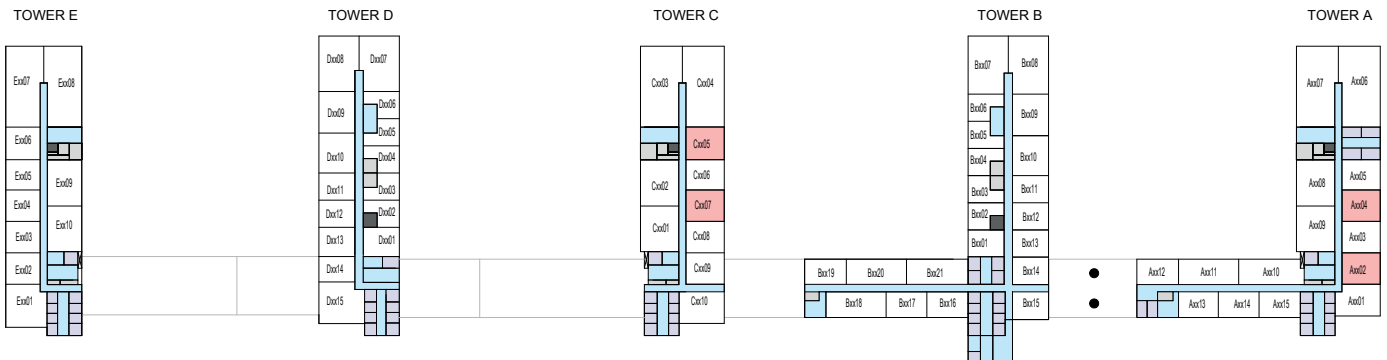
LEVEL 12



LEVEL 18



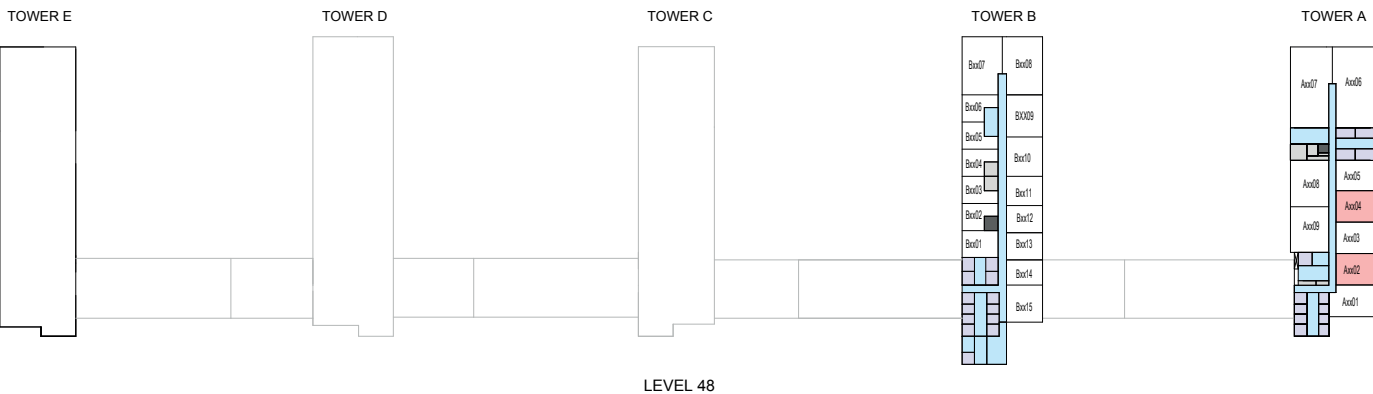
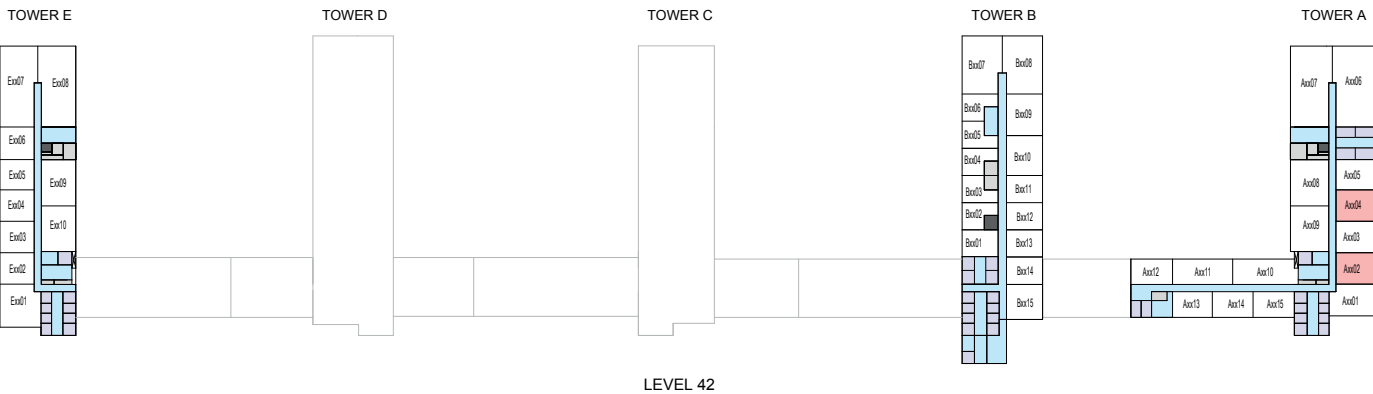
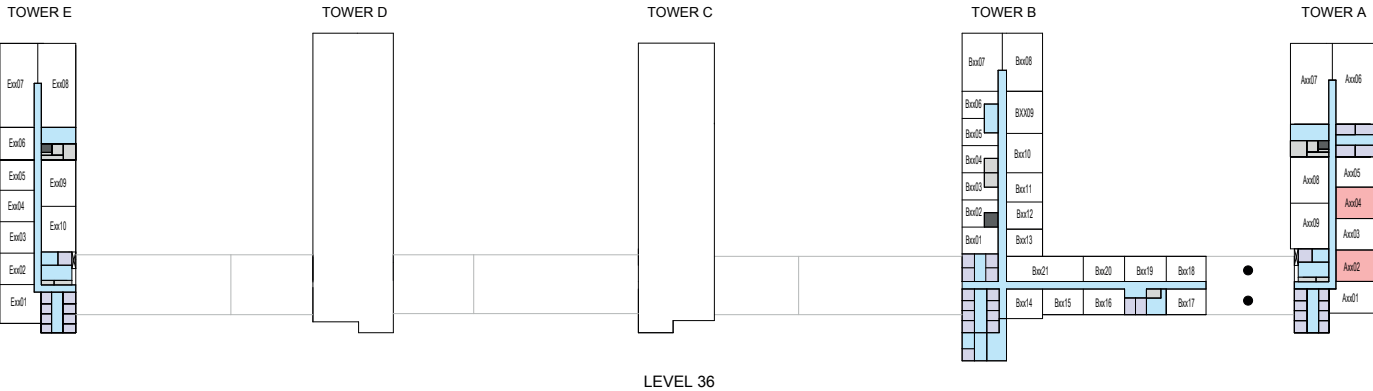
LEVEL 24



LEVEL 30

1 BEDROOM APARTMENT
TYPE B (with powder room + yard)

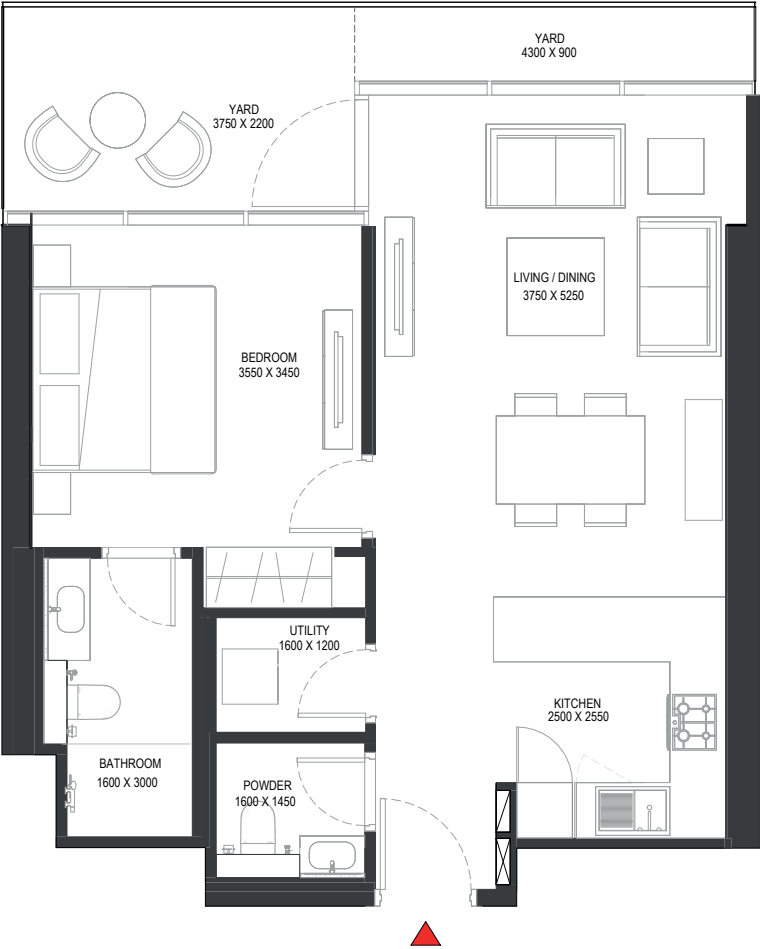
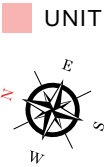
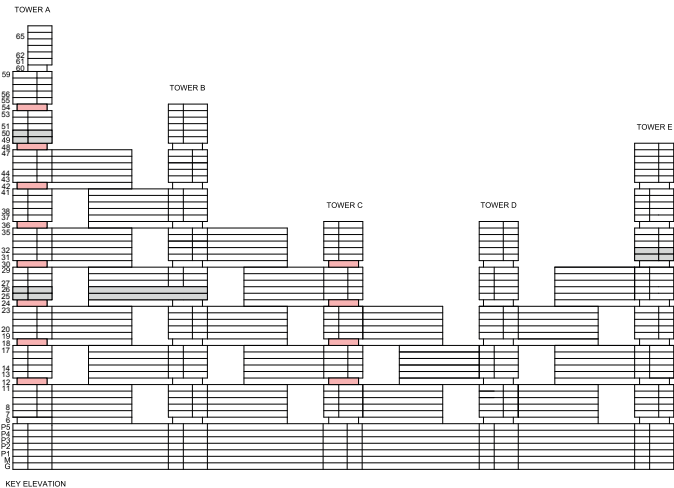
TOTAL SALEABLE AREA
SUITE = 675.11 SQ.FT.
YARD = 132.72 SQ.FT.
TOTAL = 807.83 SQ.FT.



Disclaimer: 1. All dimensions are in metric, measured to wall finishes. 2. All materials, dimensions & drawings are approximate. 3. Information is subject to change without notice, at developer's absolute discretion. 4. Actual area may vary from the stated area. 5. Drawing are not to scale. 6. All images used are for illustrative purpose only and do not represent the actual size, features, specifications, fittings and furnishings. 7. The developer reserves the right to make revisions/ alterations, at its absolute discretion, without any liability whatsoever.

1 BEDROOM APARTMENT
TYPE B (with powder room + yard)

TOTAL SALEABLE AREA
SUITE = 675.11 SQ.FT.
YARD = 132.72 SQ.FT.
TOTAL = 807.83 SQ.FT.



List of unit numbers with this unit plan:

VIEWS

- Creek
A1202, A1204, A1802, A1804, A2402, A2404, A3002, A3004, A3602, A3604, A4202, A4204, A4802, A4804, A5402, A5404, A5406
- Creek, Amenities
C1205, C1207
- Creek, Golf Course, Amenities
C1805, C1807, C2405, C2407
- Creek, Golf Course
C3005, C3007

Disclaimer: 1. All dimensions are in metric, measured to wall finishes. 2. All materials, dimensions & drawings are approximate. 3. Information is subject to change without notice, at developer's absolute discretion. 4. Actual area may vary from the stated area. 5. Drawing are not to scale. 6. All images used are for illustrative purpose only and do not represent the actual size, features, specifications, fittings and furnishings. 7. The developer reserves the right to make revisions/ alterations, at its absolute discretion, without any liability whatsoever.

1 BEDROOM APARTMENT

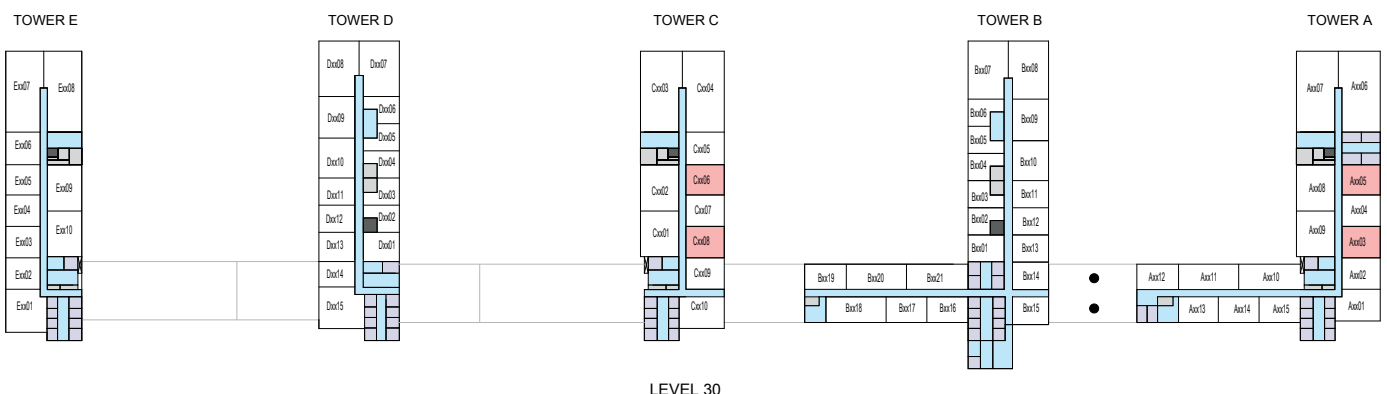
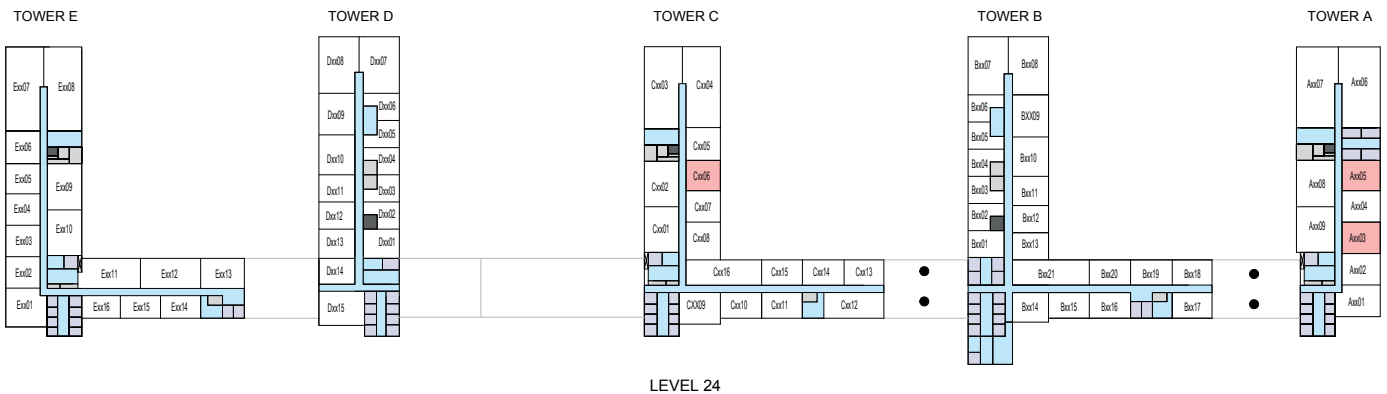
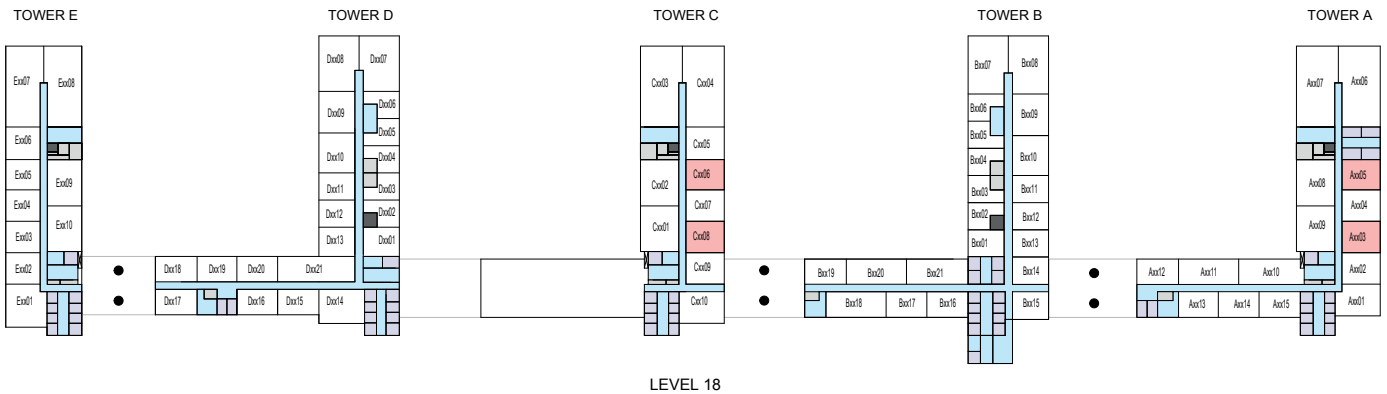
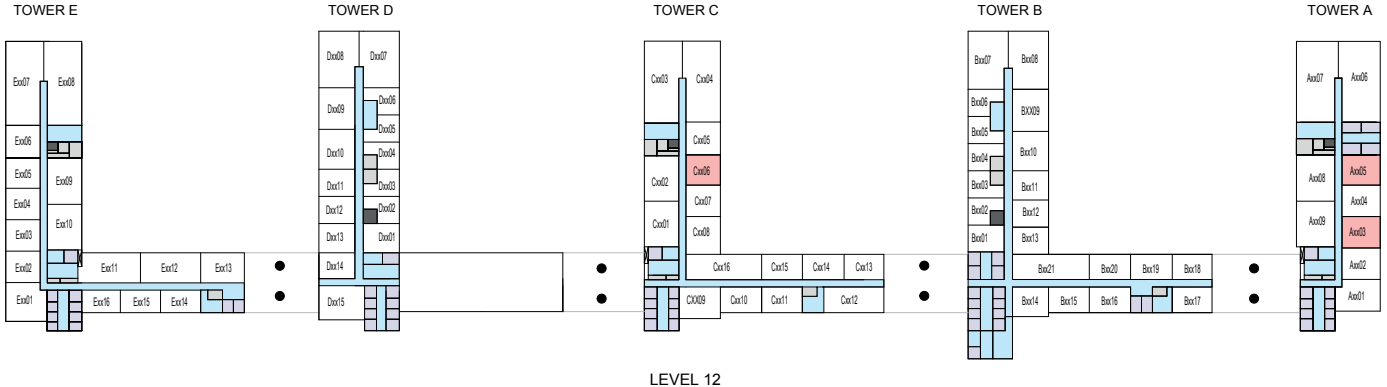
TYPE B (with powder room + yard) VARIANT 1

TOTAL SALEABLE AREA

SUITE = 675.11 SQ.FT.

YARD = 132.72 SQ.FT.

TOTAL = 807.83 SQ.FT.



1 BEDROOM APARTMENT

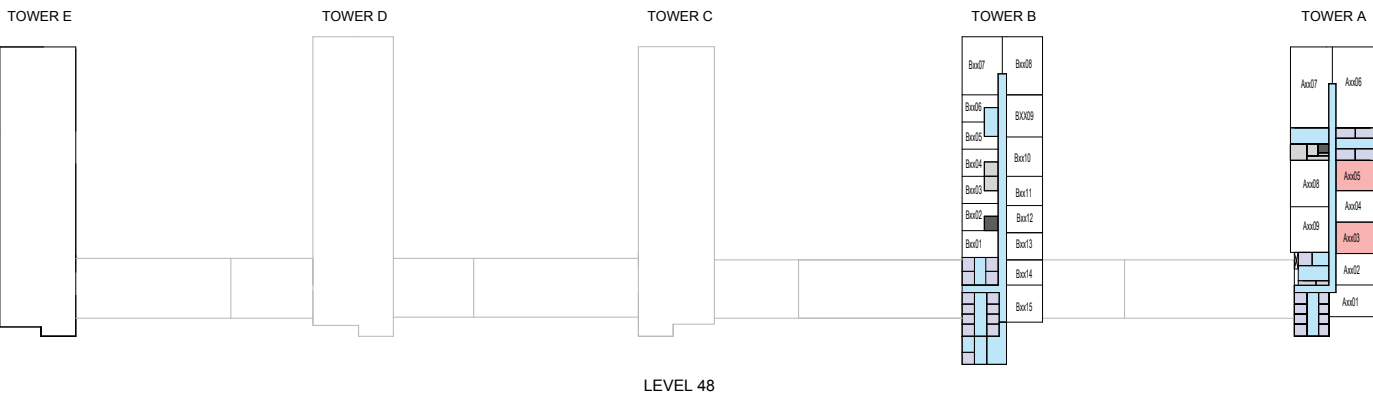
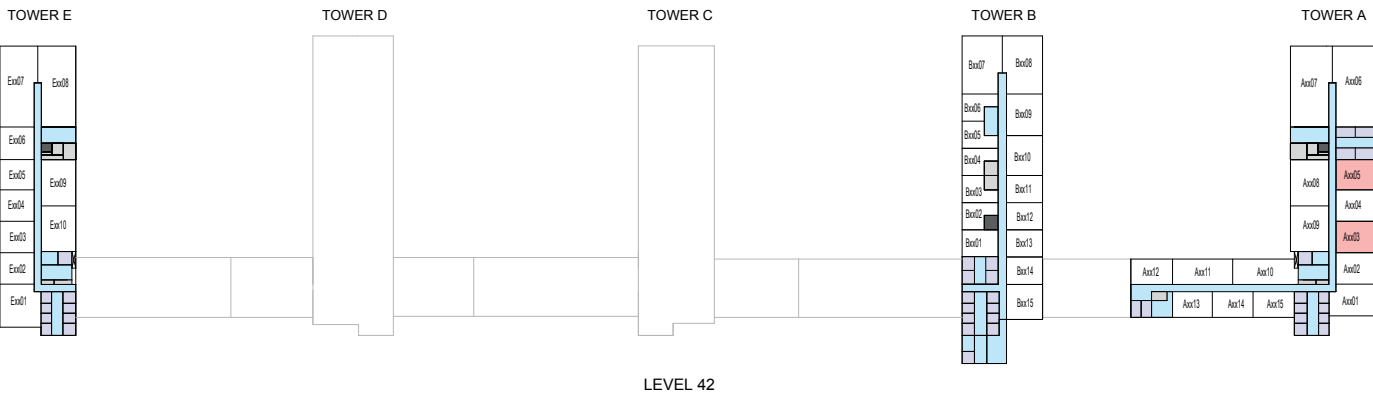
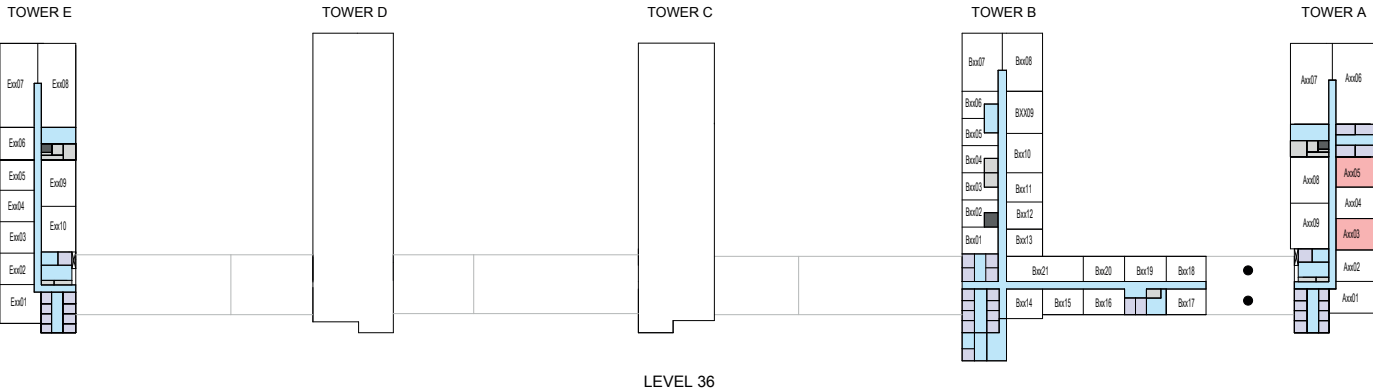
TYPE B (with powder room + yard) VARIANT 1

TOTAL SALEABLE AREA

SUITE = 675.11 SQ.FT.

YARD = 132.72 SQ.FT.

TOTAL = 807.83 SQ.FT.



1 BEDROOM APARTMENT

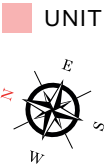
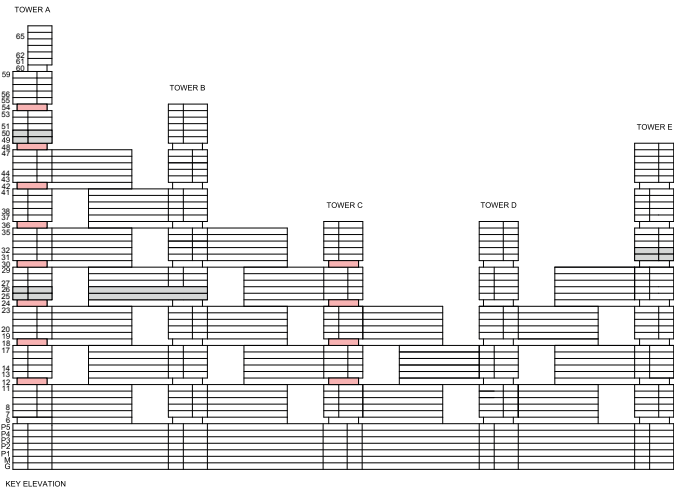
TYPE B (with powder room + yard) VARIANT 1

TOTAL SALEABLE AREA

SUITE = 675.11 SQ.FT.

YARD = 132.72 SQ.FT.

TOTAL = 807.83 SQ.FT.



List of unit numbers with this unit plan:

VIEWS

Creek

A1203, A1205, A1803, A1805, A2403, A2405, A3003, A3005, A3603, A3605, A4203, A4205, A4803, A4805, A5403, A5405

Creek, Amenities

C1206

Creek, Golf Course, Amenities

C1806, C1808, C2406

Creek, Golf Course

C3006, C3008

Disclaimer: 1. All dimensions are in metric, measured to wall finishes. 2. All materials, dimensions & drawings are approximate. 3. Information is subject to change without notice, at developer's absolute discretion. 4. Actual area may vary from the stated area. 5. Drawing are not to scale. 6. All images used are for illustrative purpose only and do not represent the actual size, features, specifications, fittings and furnishings. 7. The developer reserves the right to make revisions/ alterations, at its absolute discretion, without any liability whatsoever.

1 BEDROOM APARTMENT
TYPE B (with powder room + yard) VARIANT 2

TOTAL SALEABLE AREA
SUITE = 652.83 SQ.FT.
YARD = 127.55 SQ.FT.
TOTAL = 780.38 SQ.FT.



LEVEL 18

Disclaimer: 1. All dimensions are in metric, measured to wall finishes. 2. All materials, dimensions & drawings are approximate. 3. Information is subject to change without notice, at developer's absolute discretion. 4. Actual area may vary from the stated area. 5. Drawing are not to scale. 6. All images used are for illustrative purpose only and do not represent the actual size, features, specifications, fittings and furnishings. 7. The developer reserves the right to make revisions/ alterations, at its absolute discretion, without any liability whatsoever.

1 BEDROOM APARTMENT

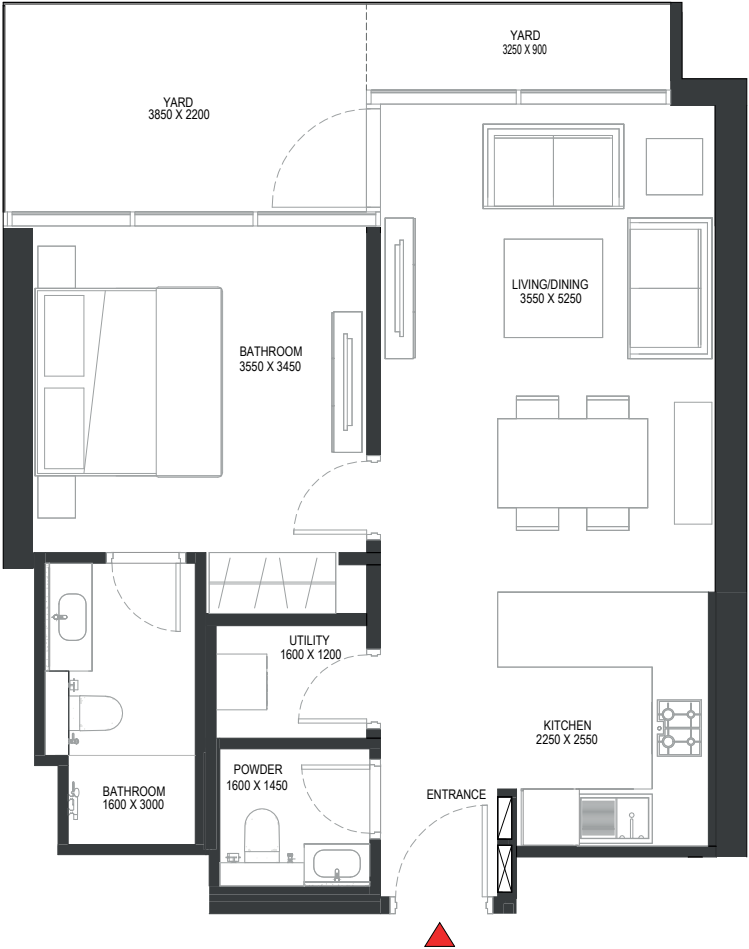
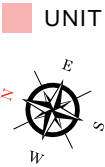
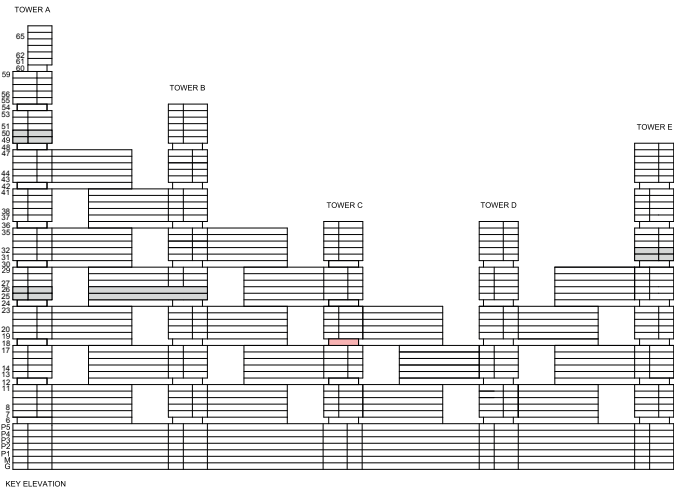
TYPE B (with powder room + yard) VARIANT 2

TOTAL SALEABLE AREA

SUITE = 652.83 SQ.FT.

YARD = 127.55 SQ.FT.

TOTAL = 780.38 SQ.FT.



List of unit numbers with this unit plan:

VIEWS

Creek, Golf Course, Amenities
C1809

Disclaimer: 1. All dimensions are in metric, measured to wall finishes. 2. All materials, dimensions & drawings are approximate. 3. Information is subject to change without notice, at developer's absolute discretion. 4. Actual area may vary from the stated area. 5. Drawing are not to scale. 6. All images used are for illustrative purpose only and do not represent the actual size, features, specifications, fittings and furnishings. 7. The developer reserves the right to make revisions/ alterations, at its absolute discretion, without any liability whatsoever.

1 BEDROOM APARTMENT

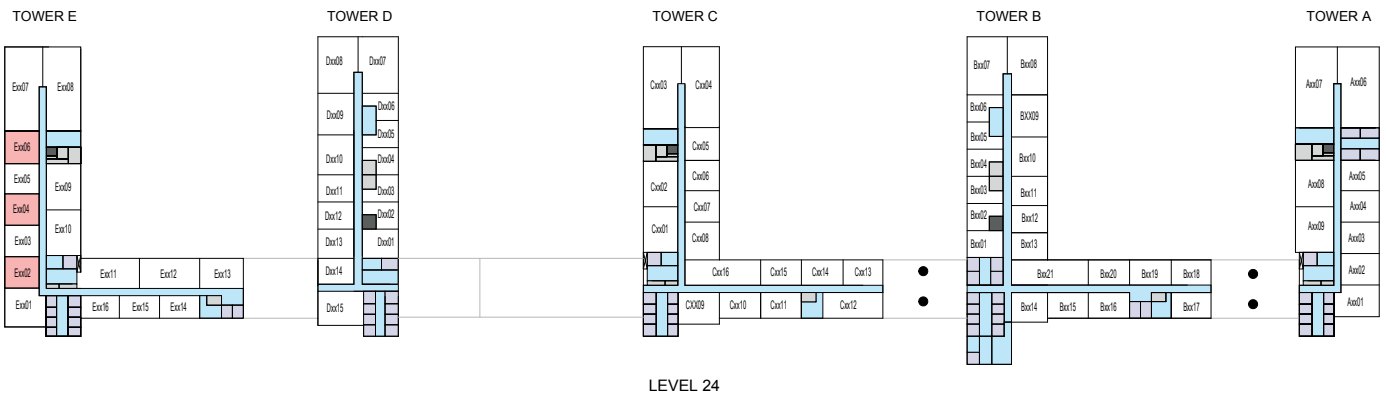
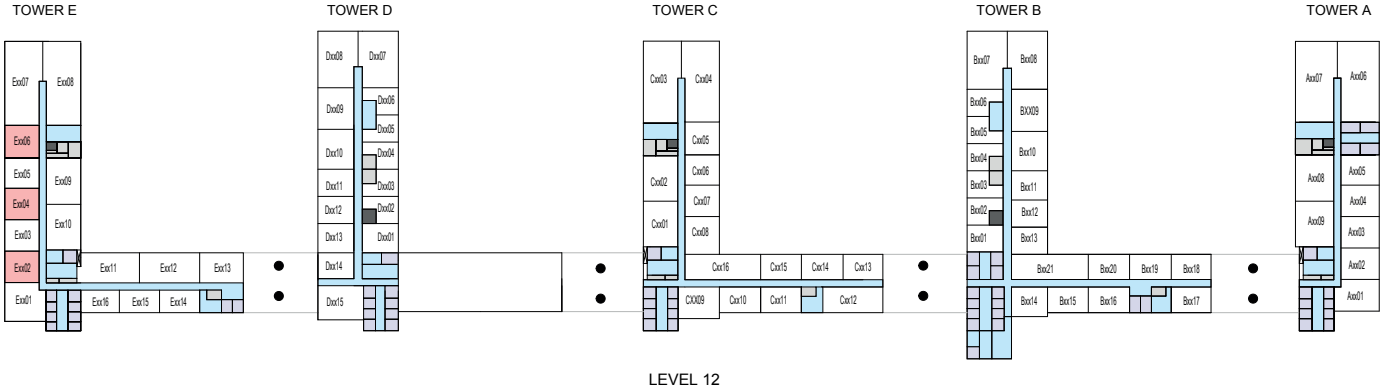
TYPE B (with powder room + yard) VARIANT 3

TOTAL SALEABLE AREA

SUITE = 675.65 SQ.FT.

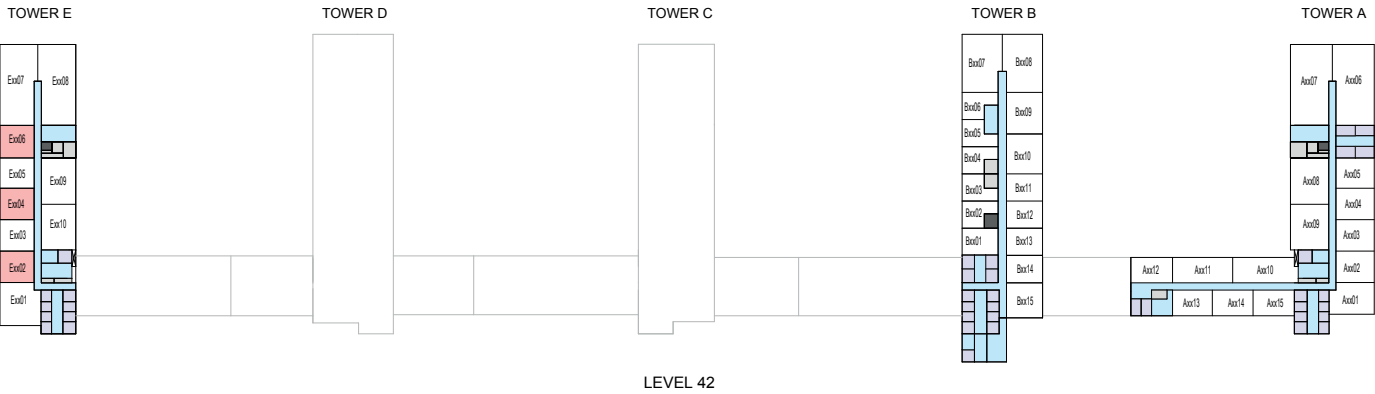
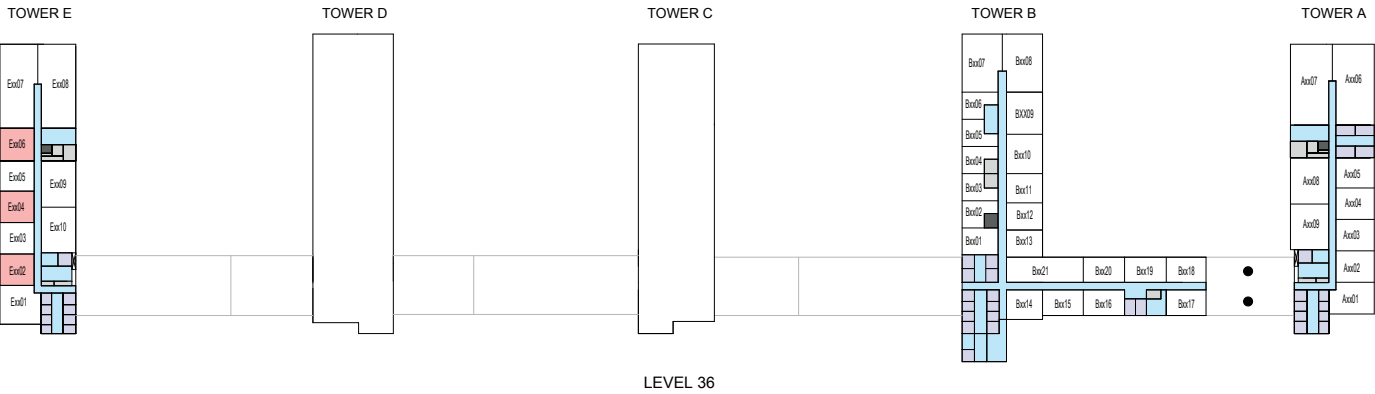
YARD = 133.47 SQ.FT.

TOTAL = 809.12 SQ.FT.



1 BEDROOM APARTMENT
TYPE B (with powder room + yard) VARIANT 3

TOTAL SALEABLE AREA
SUITE = 675.65 SQ.FT.
YARD = 133.47 SQ.FT.
TOTAL = 809.12 SQ.FT.



1 BEDROOM APARTMENT

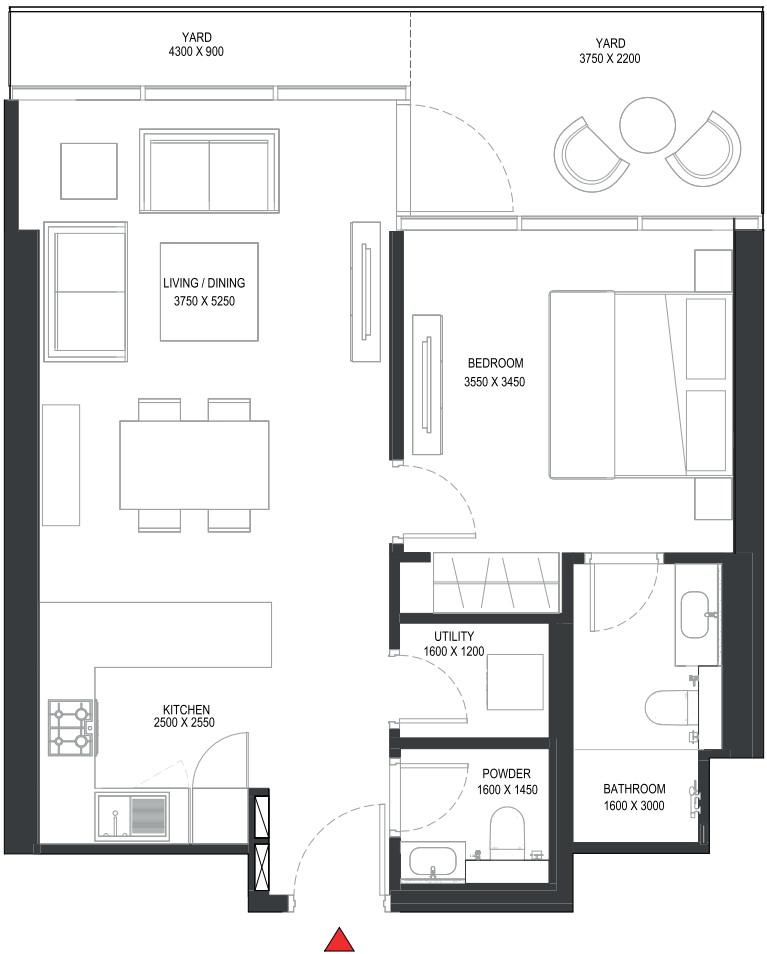
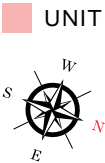
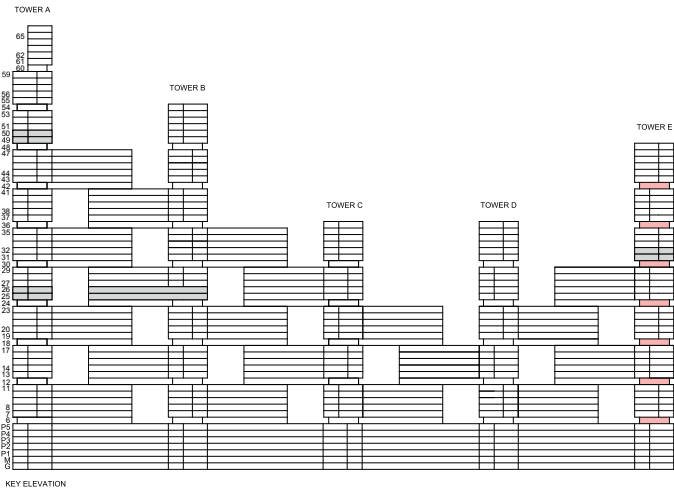
TYPE B (with powder room + yard) VARIANT 3

TOTAL SALEABLE AREA

SUITE = 675.65 SQ.FT.

YARD = 133.47 SQ.FT.

TOTAL = 809.12 SQ.FT.



List of unit numbers with this unit plan:

VIEWS

Downtown, Ras Al Khor

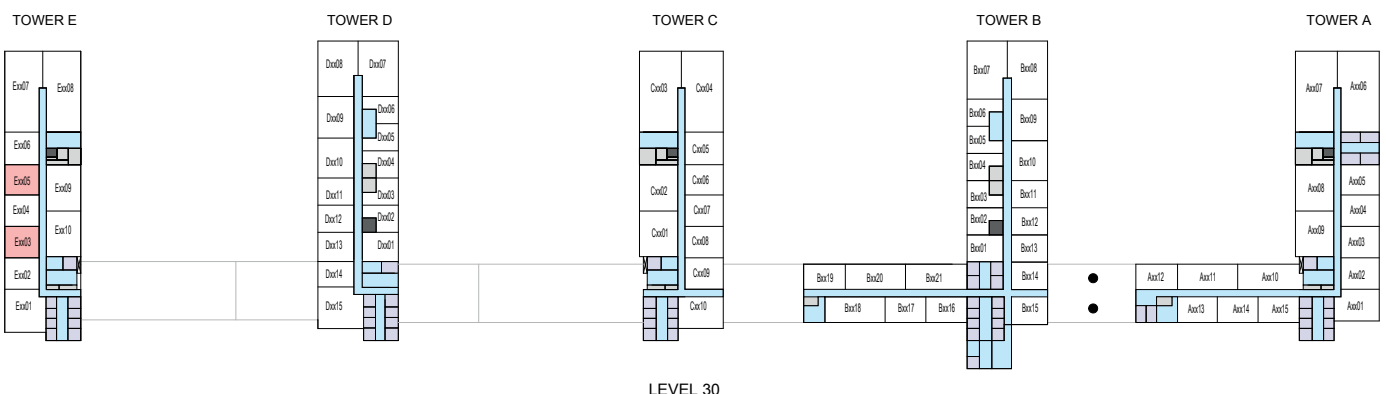
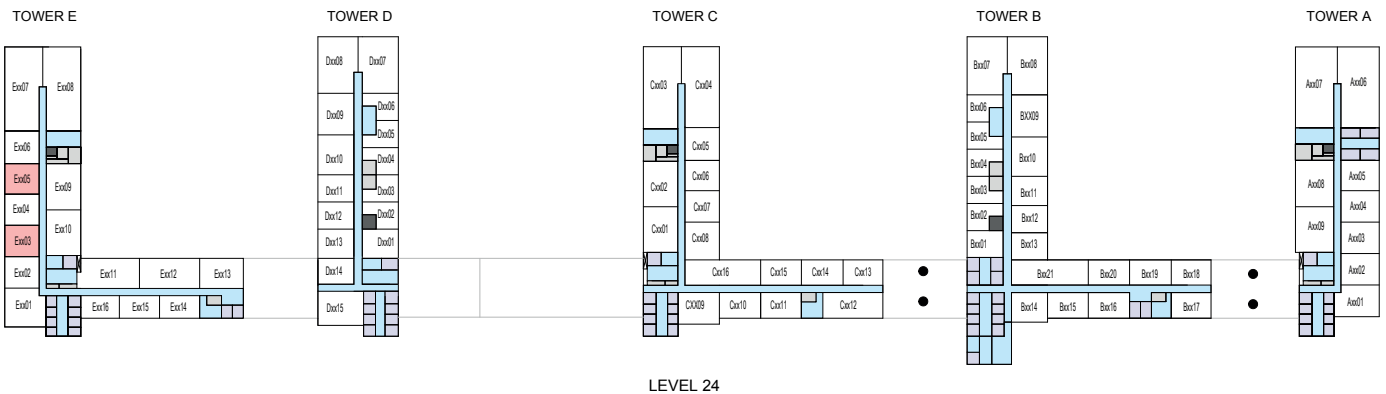
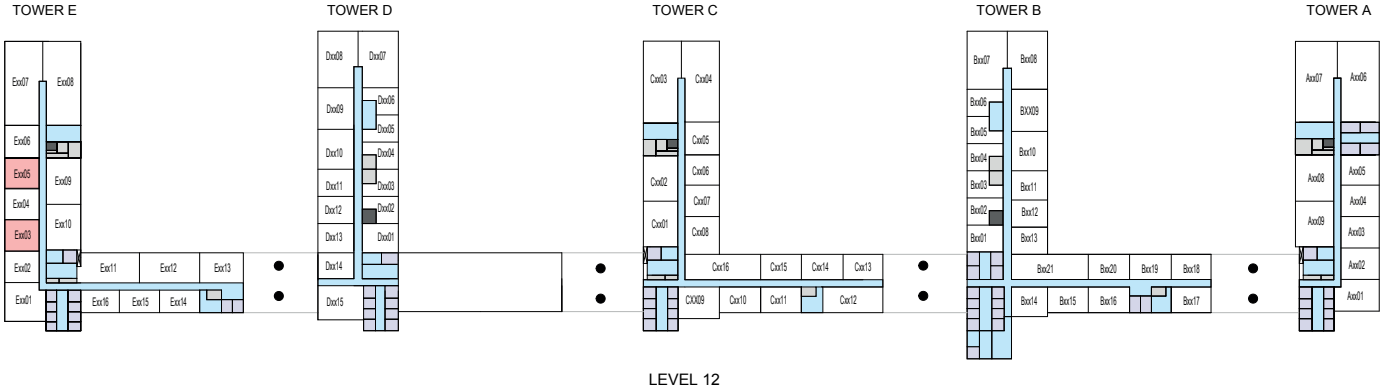
E1202, E1204, E1206, E1802, E1804, E1806, E2402, E2404, E2406, E3002, E3004, E3006, E3602, E3604, E3606, E4202, E4204, E4206

1 BEDROOM APARTMENT

TYPE B (with powder room + yard) VARIANT 4

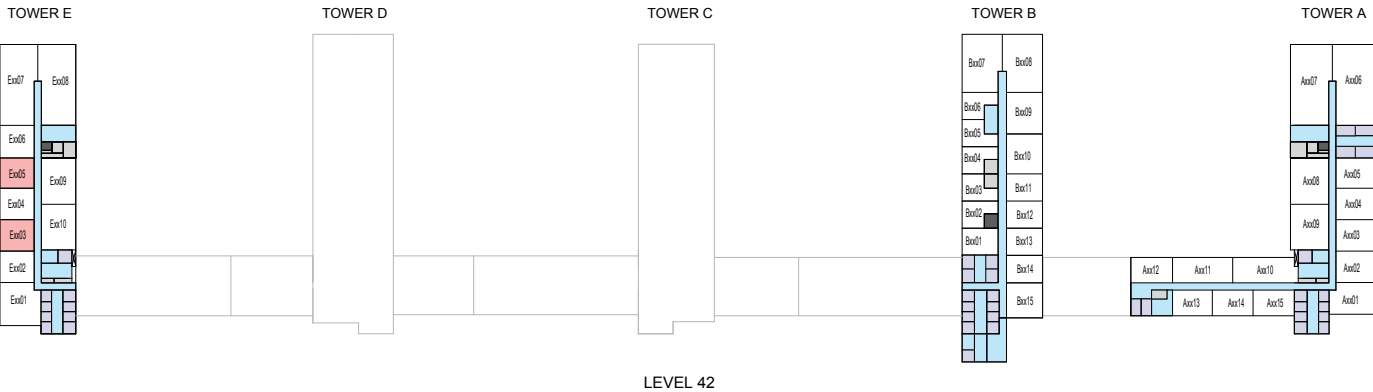
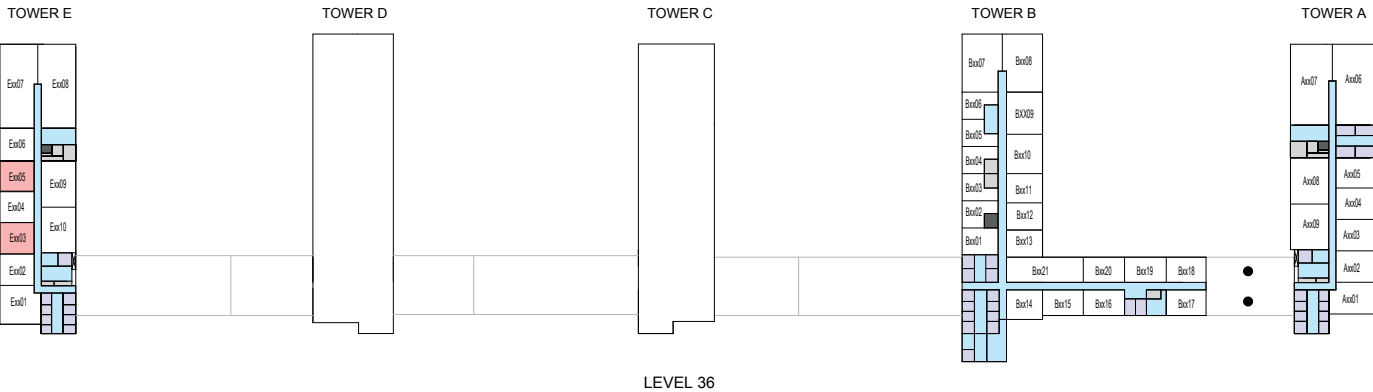
TOTAL SALEABLE AREA

SUITE = 675.65 SQ.FT.
BALCONY = 133.47 SQ.FT.
TOTAL = 809.12 SQ.FT.



1 BEDROOM APARTMENT
TYPE B (with powder room + yard) VARIANT 4

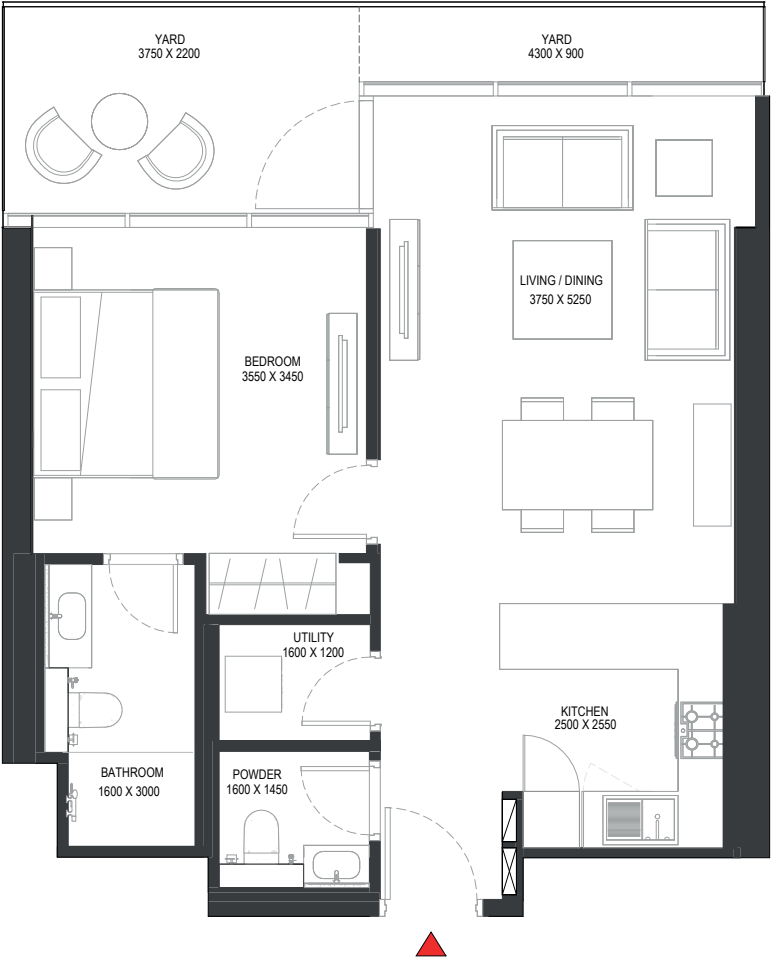
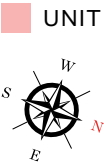
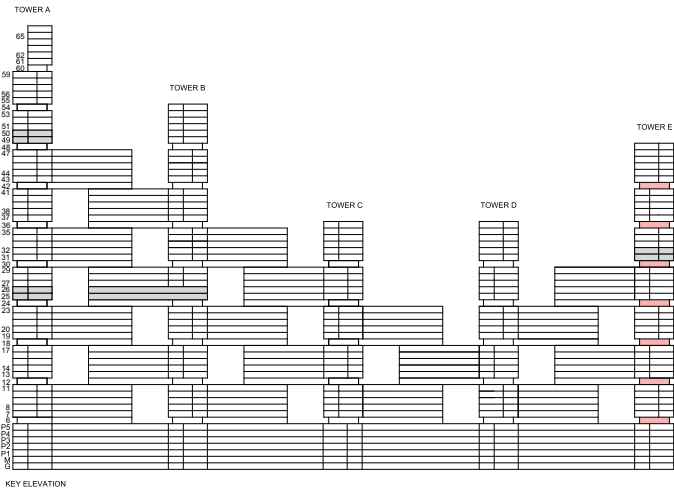
TOTAL SALEABLE AREA
SUITE = 675.65 SQ.FT.
YARD = 133.47 SQ.FT.
TOTAL = 809.12 SQ.FT.



Disclaimer: 1. All dimensions are in metric, measured to wall finishes. 2. All materials, dimensions & drawings are approximate. 3. Information is subject to change without notice, at developer's absolute discretion. 4. Actual area may vary from the stated area. 5. Drawing are not to scale. 6. All images used are for illustrative purpose only and do not represent the actual size, features, specifications, fittings and furnishings. 7. The developer reserves the right to make revisions/ alterations, at its absolute discretion, without any liability whatsoever.

1 BEDROOM APARTMENT
TYPE B (with powder room + yard) VARIANT 4

TOTAL SALEABLE AREA
SUITE = 675.65 SQ.FT.
YARD = 133.47 SQ.FT.
TOTAL = 809.12 SQ.FT.



List of unit numbers with this unit plan:

VIEWS

Downtown, Ras Al Khor
E1203, E1205, E1803, E1805, E2403, E2405, E3003, E3005, E3603, E3605, E4203, E4205

Disclaimer: 1. All dimensions are in metric, measured to wall finishes. 2. All materials, dimensions & drawings are approximate. 3. Information is subject to change without notice, at developer's absolute discretion. 4. Actual area may vary from the stated area. 5. Drawing are not to scale. 6. All images used are for illustrative purpose only and do not represent the actual size, features, specifications, fittings and furnishings. 7. The developer reserves the right to make revisions/ alterations, at its absolute discretion, without any liability whatsoever.

1 BEDROOM APARTMENT
TYPE B (with powder room + yard) VARIANT 5

TOTAL SALEABLE AREA
SUITE = 652.83 SQ.FT.
YARD = 134.87 SQ.FT.
TOTAL = 787.70 SQ.FT.

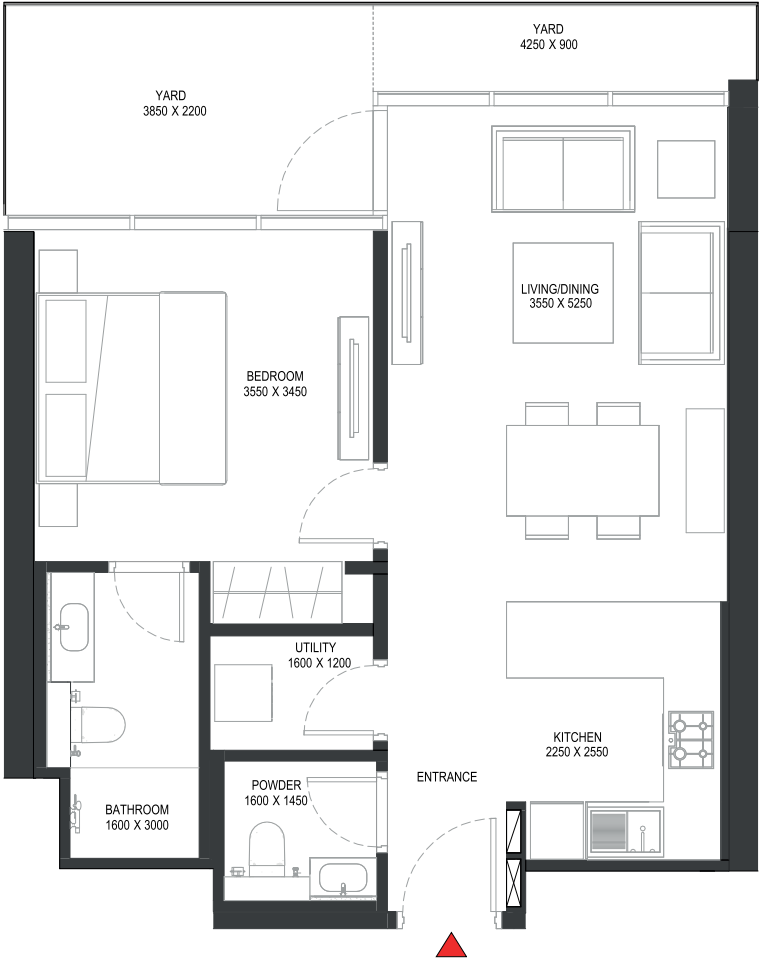
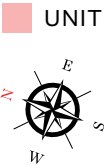
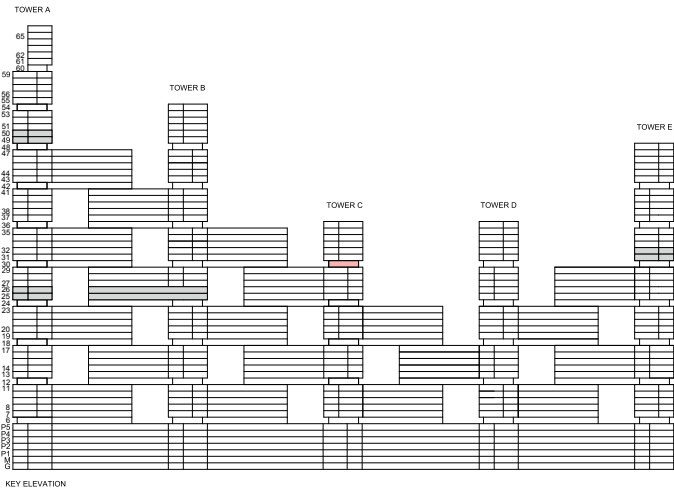


Disclaimer: 1. All dimensions are in metric, measured to wall finishes. 2. All materials, dimensions & drawings are approximate. 3. Information is subject to change without notice, at developer's absolute discretion. 4. Actual area may vary from the stated area. 5. Drawing are not to scale. 6. All images used are for illustrative purpose only and do not represent the actual size, features, specifications, fittings and furnishings. 7. The developer reserves the right to make revisions/ alterations, at its absolute discretion, without any liability whatsoever.

1 BEDROOM APARTMENT

TYPE B (with powder room + yard) VARIANT 5

TOTAL SALEABLE AREA
SUITE = 652.83 SQ.FT.
YARD = 134.87 SQ.FT.
TOTAL = 787.70 SQ.FT.



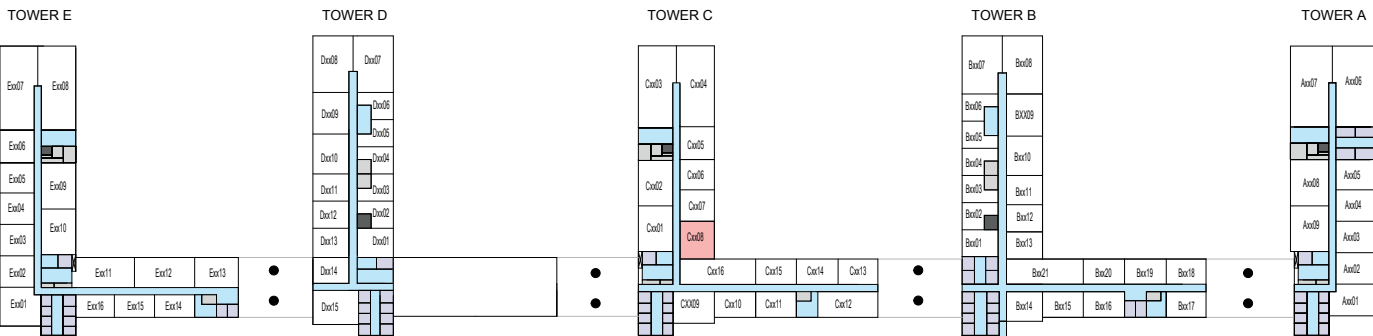
List of unit numbers with this unit plan:

VIEWS
Creek, Golf Course
C3009

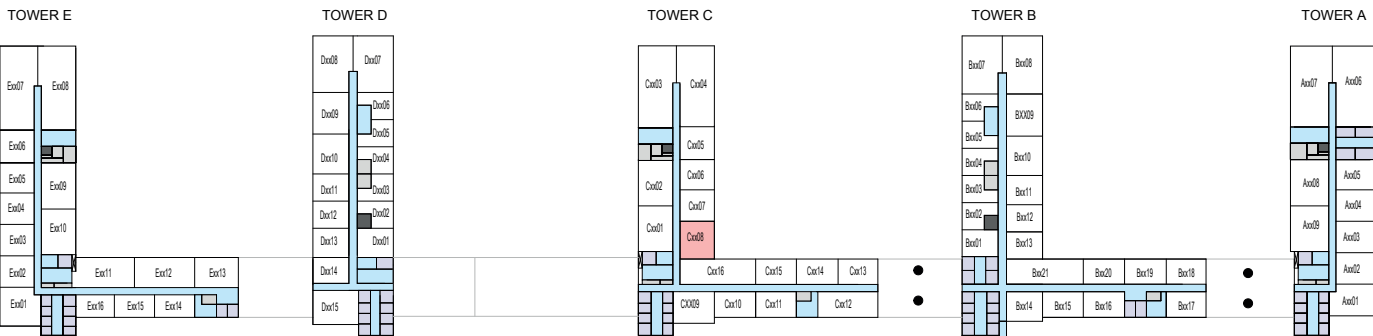
Disclaimer: 1. All dimensions are in metric, measured to wall finishes. 2. All materials, dimensions & drawings are approximate. 3. Information is subject to change without notice, at developer's absolute discretion. 4. Actual area may vary from the stated area. 5. Drawing are not to scale. 6. All images used are for illustrative purpose only and do not represent the actual size, features, specifications, fittings and furnishings. 7. The developer reserves the right to make revisions/ alterations, at its absolute discretion, without any liability whatsoever.

1 BEDROOM APARTMENT
TYPE B (with powder room + balcony) VARIANT 6

TOTAL SALEABLE AREA
SUITE = 726.13 SQ.FT.
BALCONY = 42.95 SQ.FT.
TOTAL = 769.08 SQ.FT.



LEVEL 12

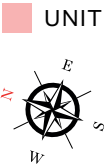
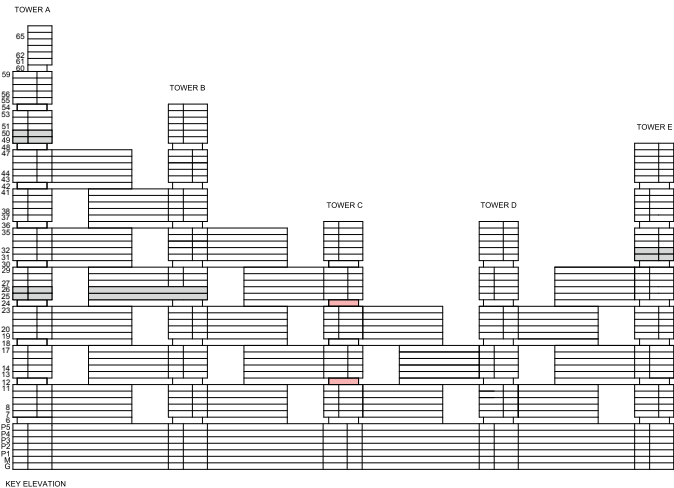


LEVEL 24

1 BEDROOM APARTMENT

TYPE B (with powder room + balcony) VARIANT 6

TOTAL SALEABLE AREA
SUITE = 726.13 SQ.FT.
BALCONY = 42.95 SQ.FT.
TOTAL = 769.08 SQ.FT.



List of unit numbers with this unit plan:

VIEWSS
Golf Course, Creek, Amenities
C1208, C2408

Disclaimer: 1. All dimensions are in metric, measured to wall finishes. 2. All materials, dimensions & drawings are approximate. 3. Information is subject to change without notice, at developer's absolute discretion. 4. Actual area may vary from the stated area. 5. Drawing are not to scale. 6. All images used are for illustrative purpose only and do not represent the actual size, features, specifications, fittings and furnishings. 7. The developer reserves the right to make revisions/ alterations, at its absolute discretion, without any liability whatsoever.

1 BEDROOM APARTMENT

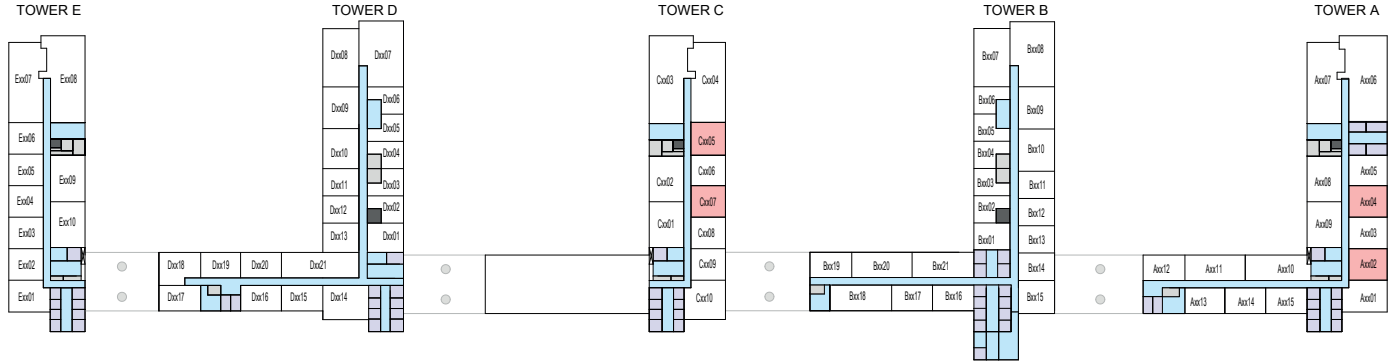
TYPE C (with powder room + yard)

TOTAL SALEABLE AREA

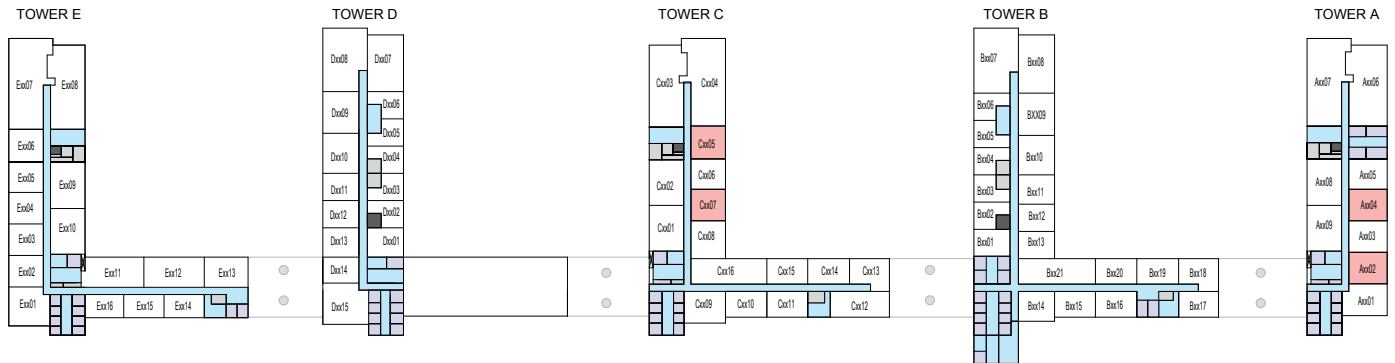
SUITE = 674.79 SQ.FT.

YARD = 133.04 SQ.FT.

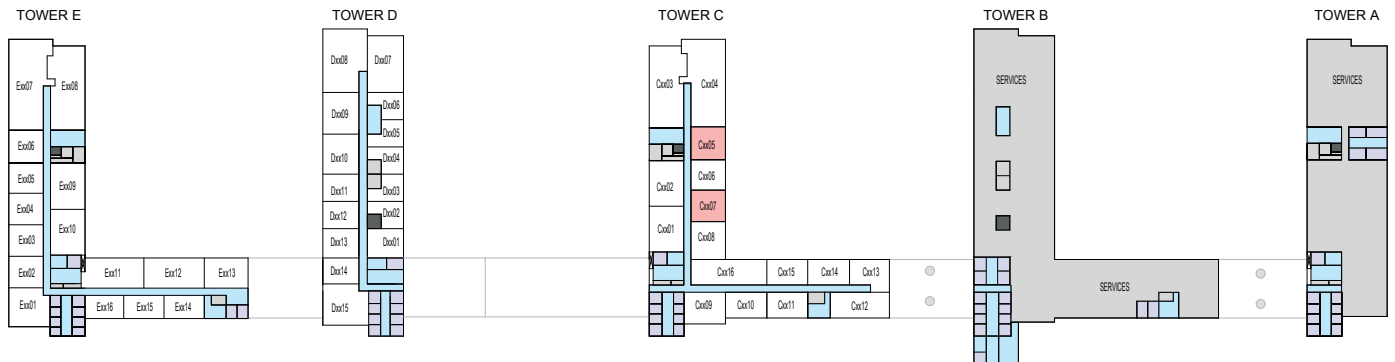
TOTAL = 807.83 SQ.FT.



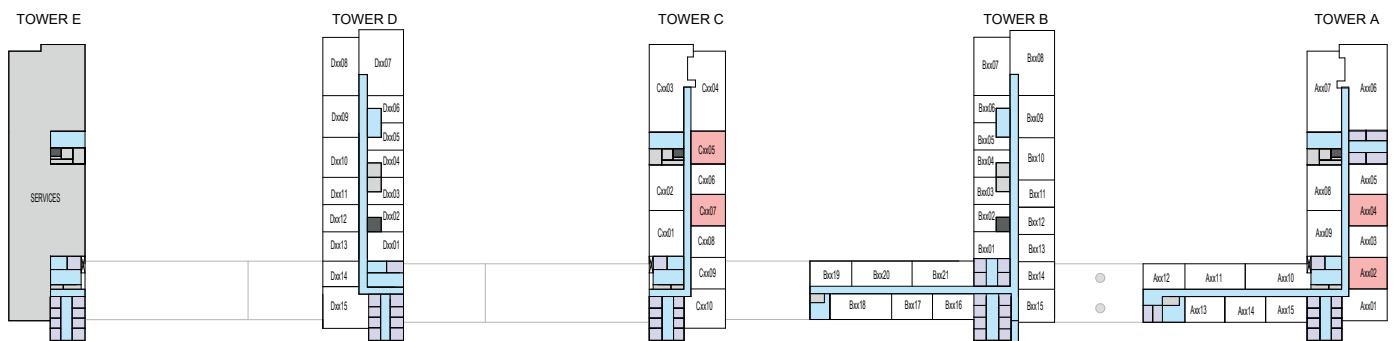
LEVEL 07,19



LEVEL 13



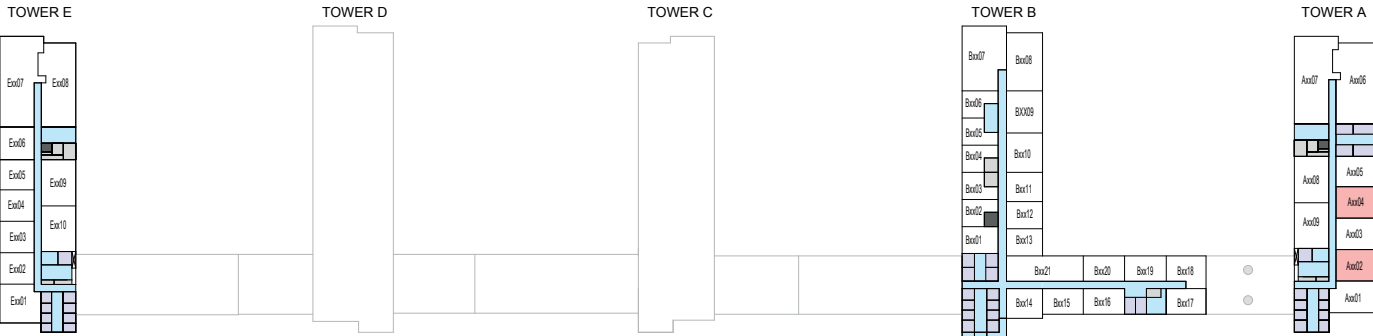
LEVEL 25



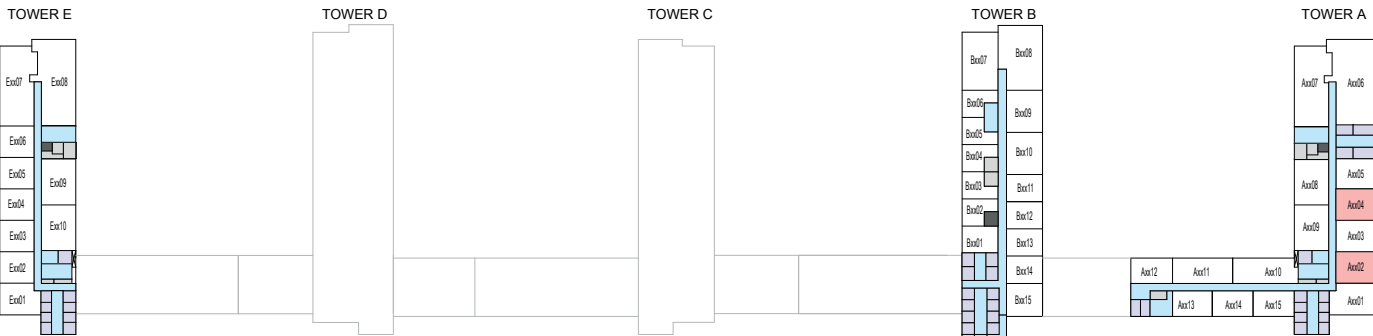
LEVEL 31

1 BEDROOM APARTMENT
TYPE C (with powder room + yard)

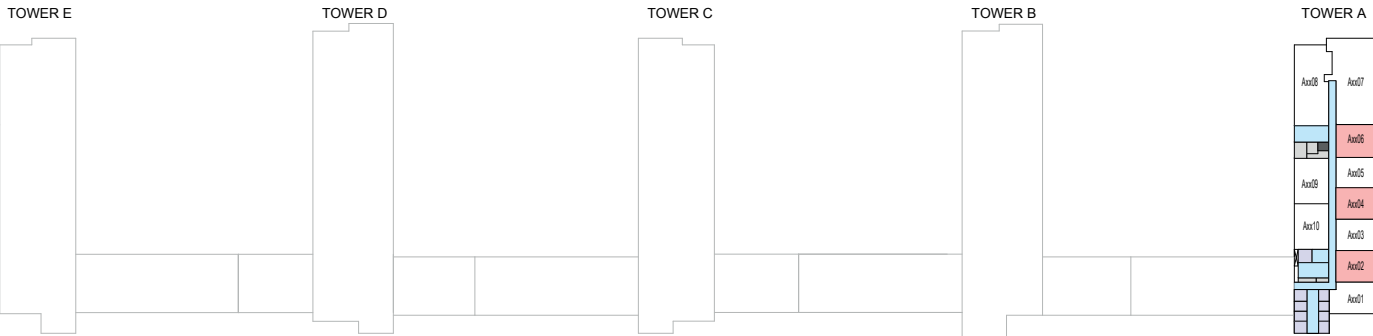
TOTAL SALEABLE AREA
SUITE = 674.79 SQ.FT.
YARD = 133.04 SQ.FT.
TOTAL = 807.83 SQ.FT.



LEVEL 37



LEVEL 43

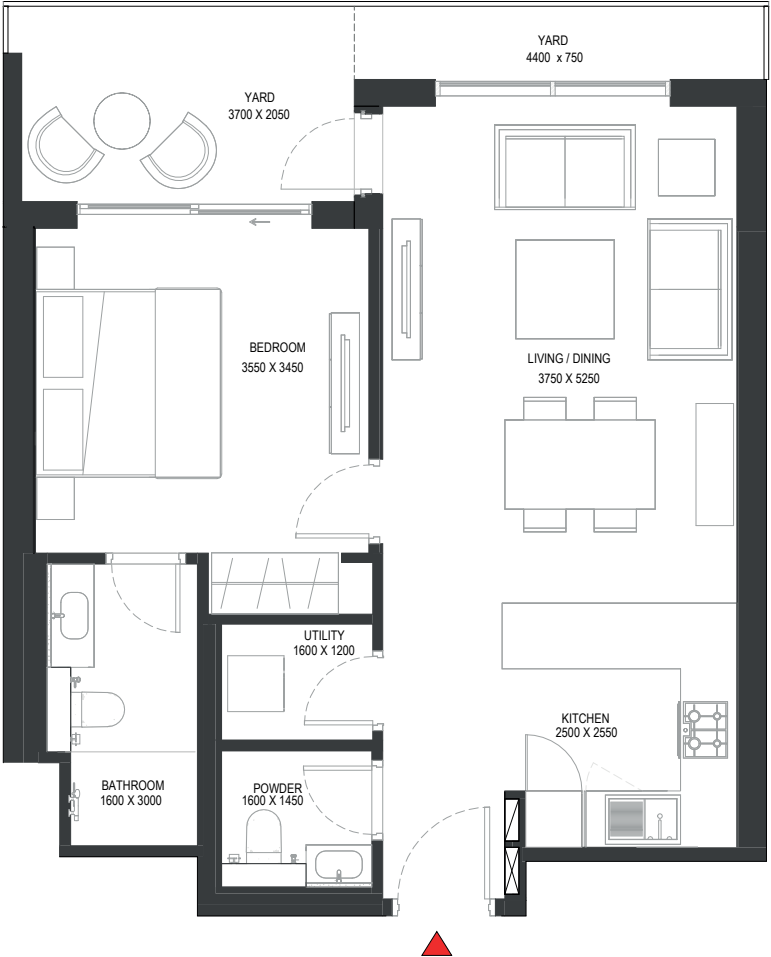
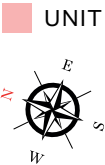
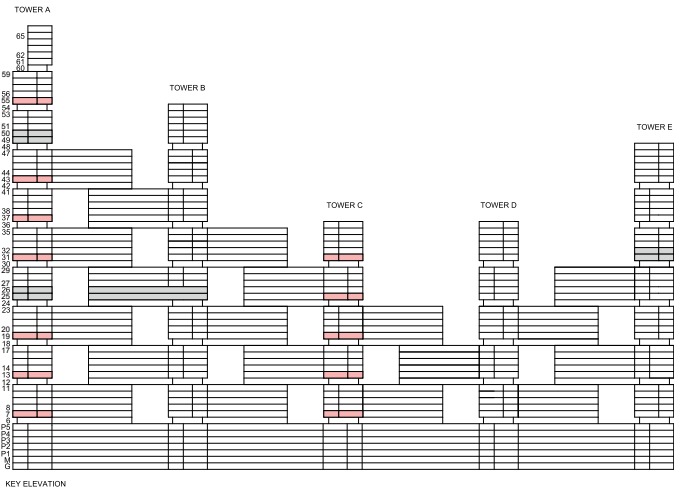


LEVEL 55

Disclaimer: 1. All dimensions are in metric, measured to wall finishes. 2. All materials, dimensions & drawings are approximate. 3. Information is subject to change without notice, at developer's absolute discretion. 4. Actual area may vary from the stated area. 5. Drawing are not to scale. 6. All images used are for illustrative purpose only and do not represent the actual size, features, specifications, fittings and furnishings. 7. The developer reserves the right to make revisions/ alterations, at its absolute discretion, without any liability whatsoever.

1 BEDROOM APARTMENT
TYPE C (with powder room + yard)

TOTAL SALEABLE AREA
SUITE = 674.79 SQ.FT.
YARD = 133.04 SQ.FT.
TOTAL = 807.83 SQ.FT.



List of unit numbers with this unit plan:

VIEWS

Creek
A702, A704, A1302, A1304, A1902, A1904, A3102, A3104, A3702, A3704, A4302, A4304, A5502, A5504, A5506

Creek, Amenities
C705, C707

Creek, Golf Course, Amenities
C1305, C1307, C1905, C1907

Creek, Golf Course
C2505, C2507, C3105, C3107

Disclaimer: 1. All dimensions are in metric, measured to wall finishes. 2. All materials, dimensions & drawings are approximate. 3. Information is subject to change without notice, at developer's absolute discretion. 4. Actual area may vary from the stated area. 5. Drawing are not to scale. 6. All images used are for illustrative purpose only and do not represent the actual size, features, specifications, fittings and furnishings. 7. The developer reserves the right to make revisions/ alterations, at its absolute discretion, without any liability whatsoever.

1 BEDROOM APARTMENT

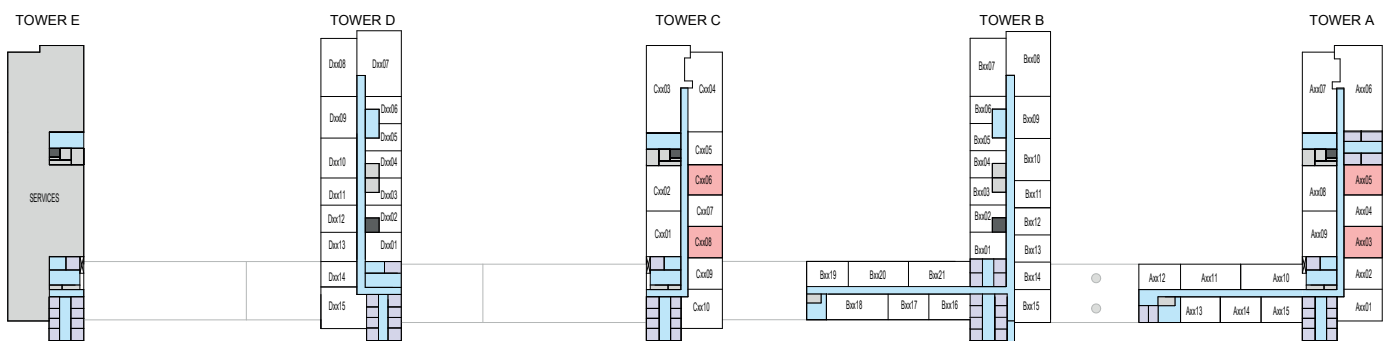
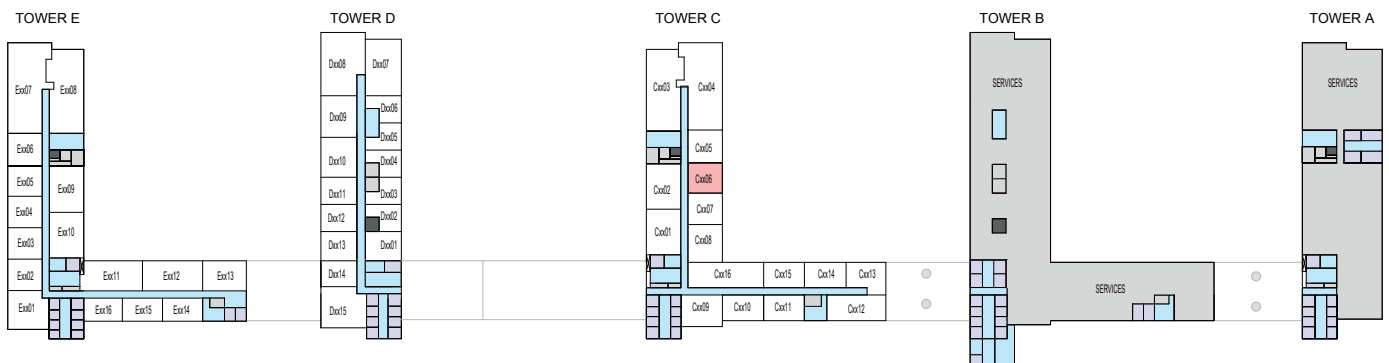
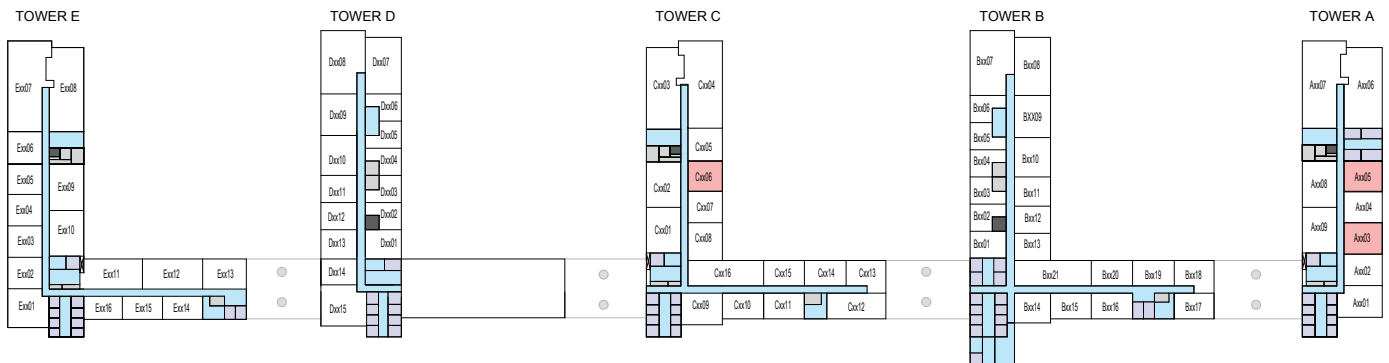
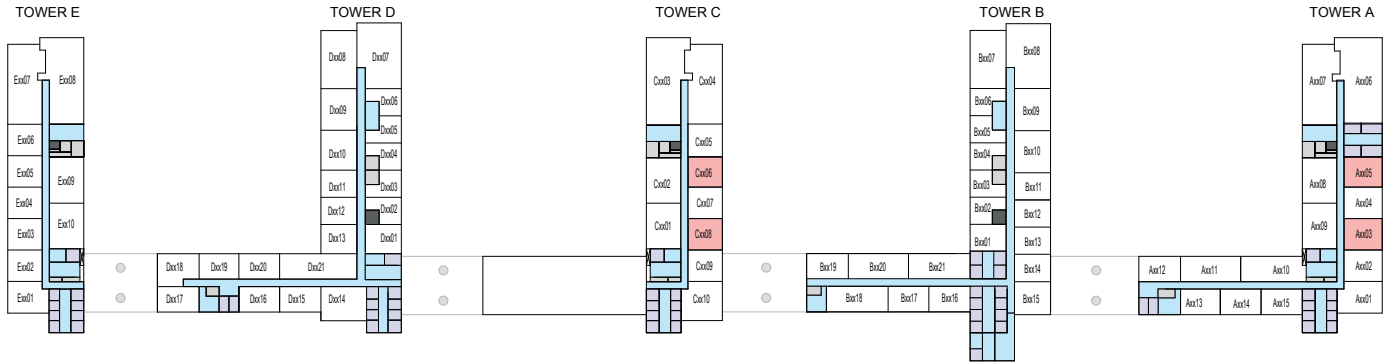
TYPE C (with powder room + yard) VARIANT 1

TOTAL SALEABLE AREA

SUITE = 674.79 SQ.FT.

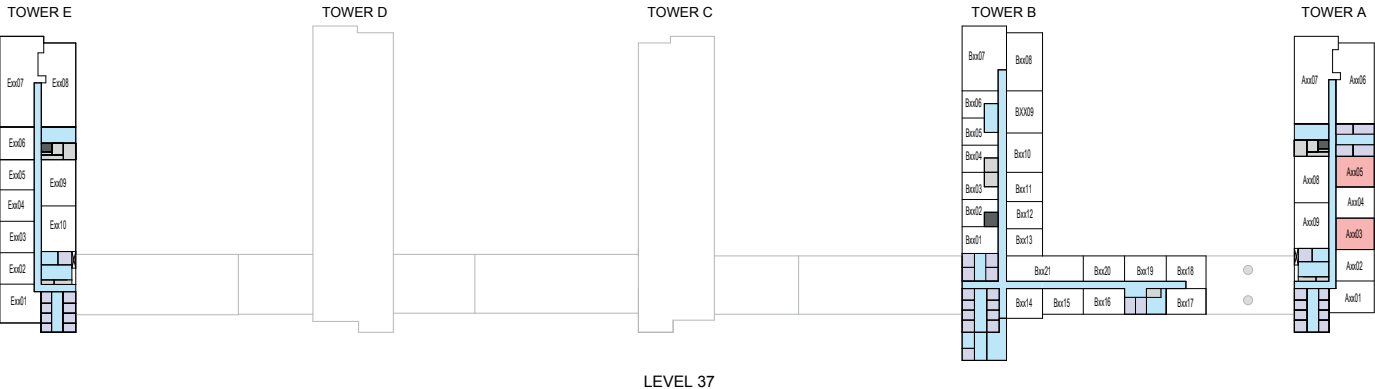
YARD = 133.04 SQ.FT.

TOTAL = 807.83 SQ.FT.

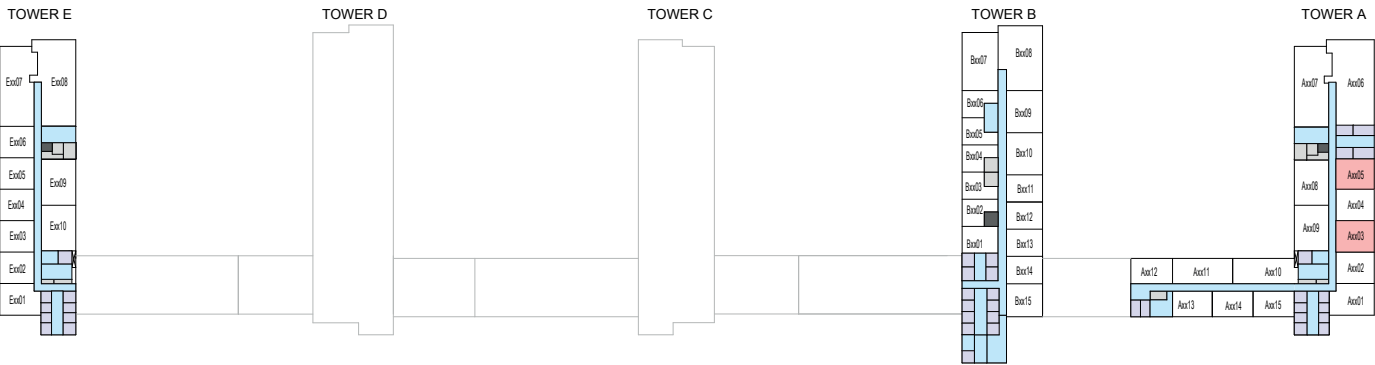


1 BEDROOM APARTMENT
TYPE C (with powder room + yard) VARIANT 1

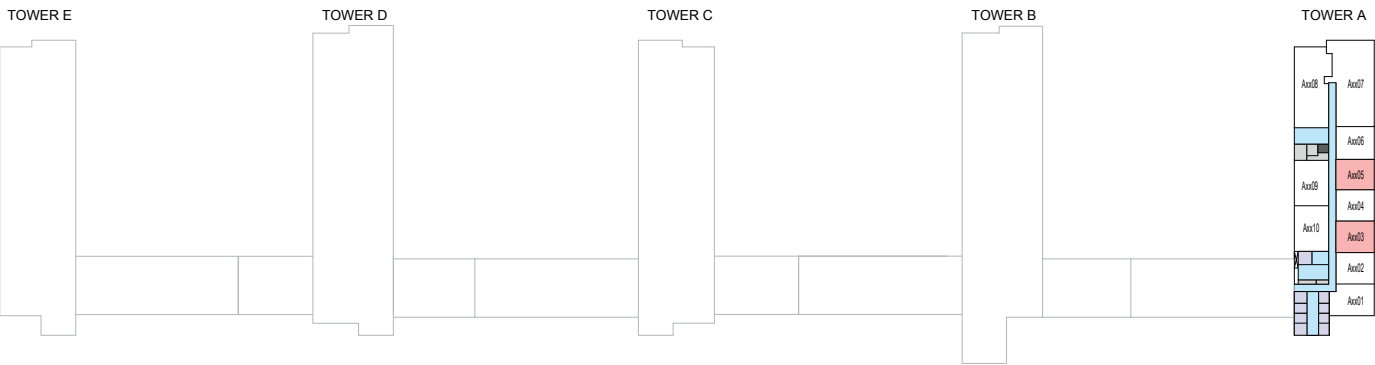
TOTAL SALEABLE AREA
SUITE = 674.79 SQ.FT.
YARD = 133.04 SQ.FT.
TOTAL = 807.83 SQ.FT.



LEVEL 37



LEVEL 43



LEVEL 55

1 BEDROOM APARTMENT

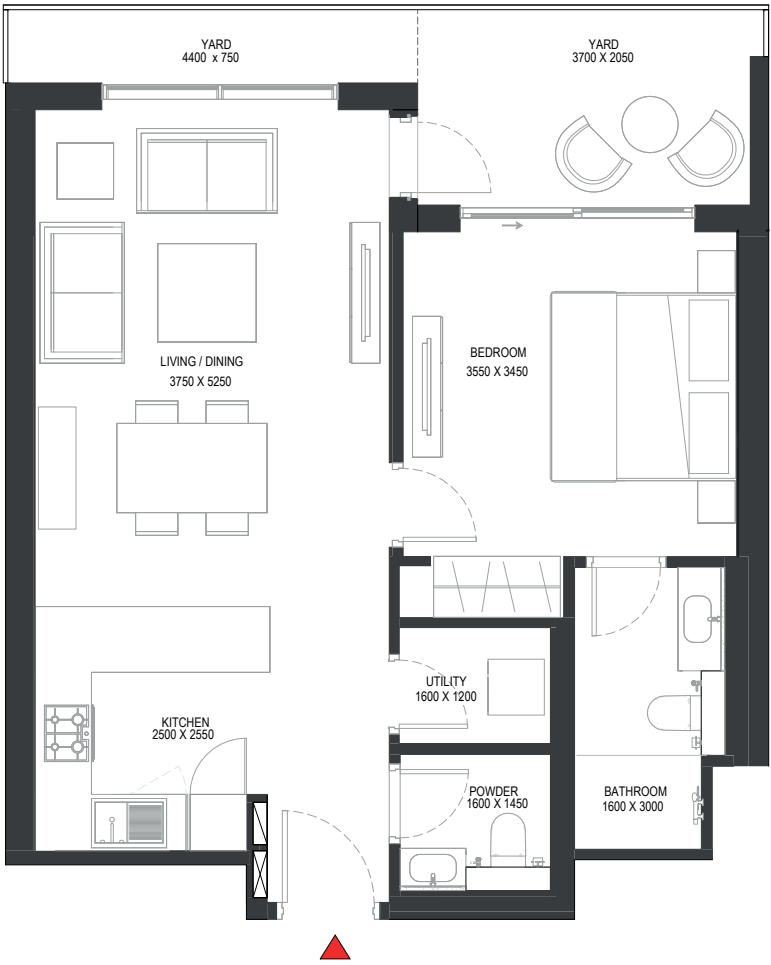
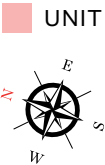
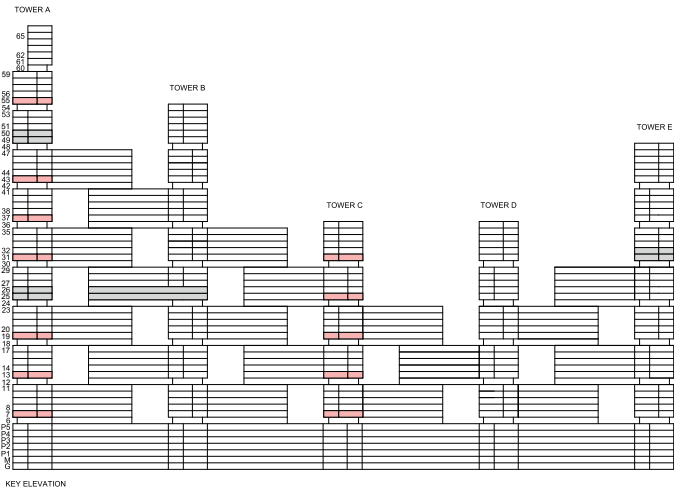
TYPE C (with powder room + yard) VARIANT 1

TOTAL SALEABLE AREA

SUITE = 674.79 SQ.FT.

YARD = 133.04 SQ.FT.

TOTAL = 807.83 SQ.FT.



List of unit numbers with this unit plan:

VIEWS

Creek
A703, A705, A1303, A1305, A1903, A1905, A3103, A3105, A3703, A3705, A4303, A4305, A5503, A5505

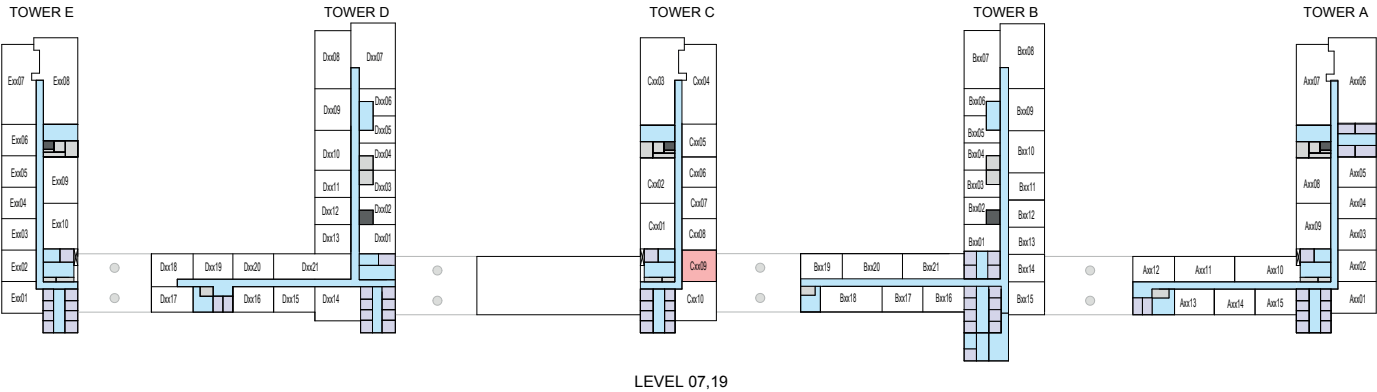
Creek, Amenities
C706, C708

Creek, Golf Course, Amenities
C1306, C1906, C1908

Creek, Golf Course
C2506, C3106, C3108

1 BEDROOM APARTMENT
TYPE C (with powder room + yard) VARIANT 2

TOTAL SALEABLE AREA
SUITE = 658.75 SQ.FT.
YARD = 123.25 SQ.FT.
TOTAL = 782.00 SQ.FT.



LEVEL 07,19

Disclaimer: 1. All dimensions are in metric, measured to wall finishes. 2. All materials, dimensions & drawings are approximate. 3. Information is subject to change without notice, at developer's absolute discretion. 4. Actual area may vary from the stated area. 5. Drawing are not to scale. 6. All images used are for illustrative purpose only and do not represent the actual size, features, specifications, fittings and furnishings. 7. The developer reserves the right to make revisions/ alterations, at its absolute discretion, without any liability whatsoever.

1 BEDROOM APARTMENT

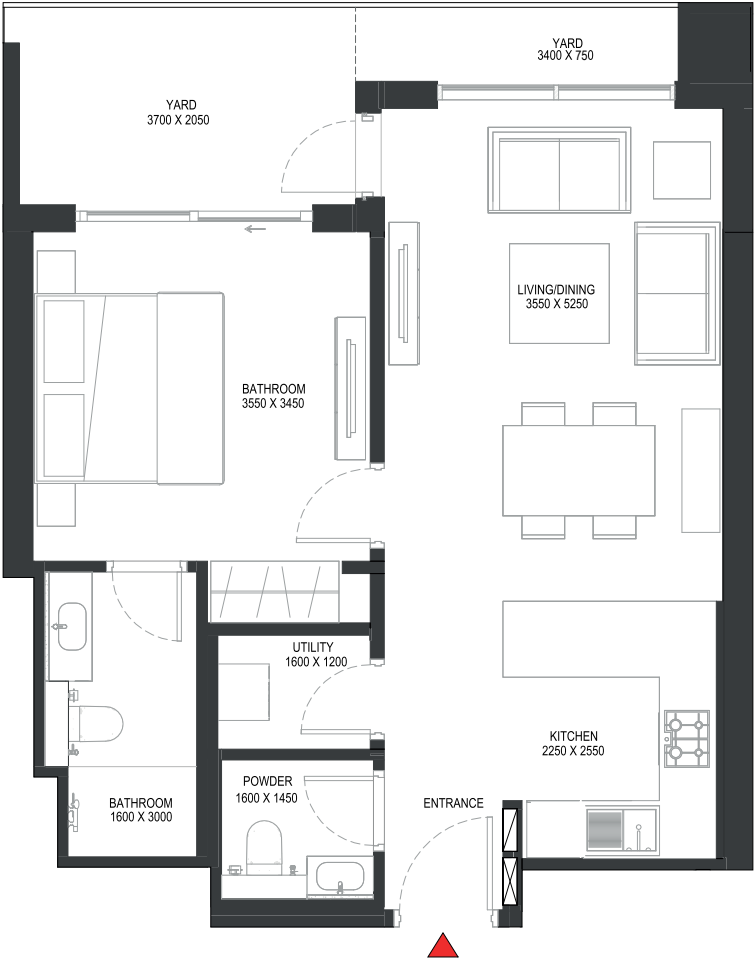
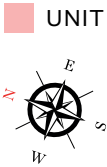
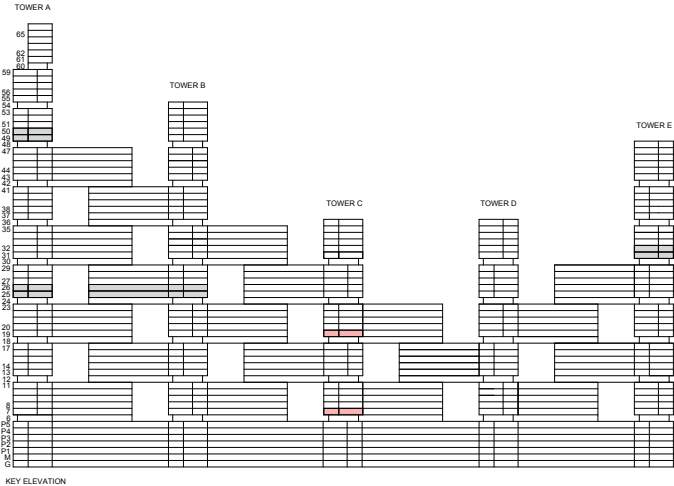
TYPE C (with powder room + yard) VARIANT 2

TOTAL SALEABLE AREA

SUITE = 658.75 SQ.FT.

YARD = 123.25 SQ.FT.

TOTAL = 782.00 SQ.FT.



List of unit numbers with this unit plan:

VIEWS

Creek, Amenities
C709

Creek, Golf Course, Amenities
C1909

Disclaimer: 1. All dimensions are in metric, measured to wall finishes. 2. All materials, dimensions & drawings are approximate. 3. Information is subject to change without notice, at developer's absolute discretion. 4. Actual area may vary from the stated area. 5. Drawing are not to scale. 6. All images used are for illustrative purpose only and do not represent the actual size, features, specifications, fittings and furnishings. 7. The developer reserves the right to make revisions/ alterations, at its absolute discretion, without any liability whatsoever.

1 BEDROOM APARTMENT

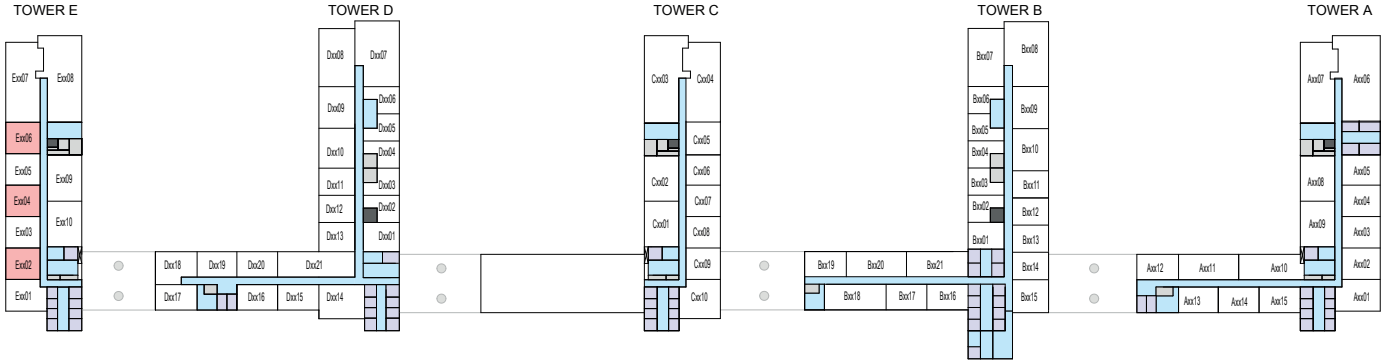
TYPE C (with powder room + yard) VARIANT 3

TOTAL SALEABLE AREA

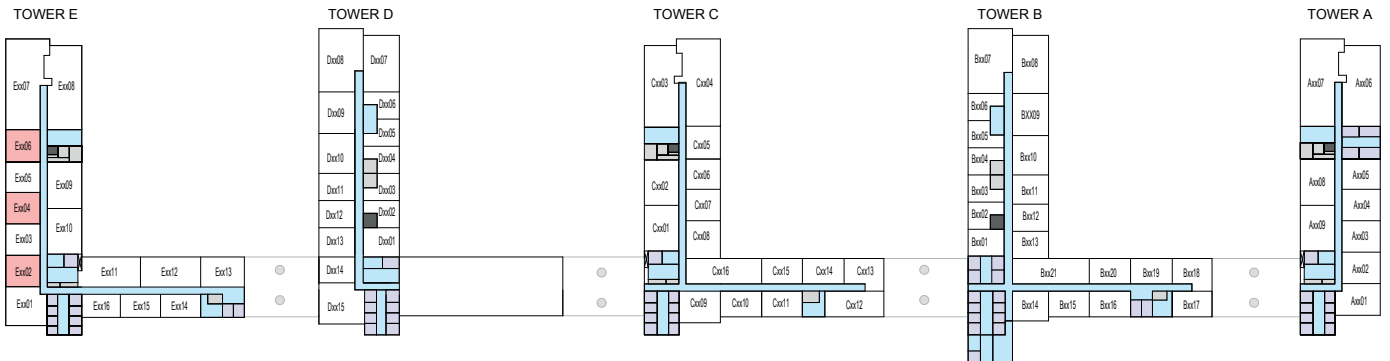
SUITE = 676.40 SQ.FT.

YARD = 132.61 SQ.FT.

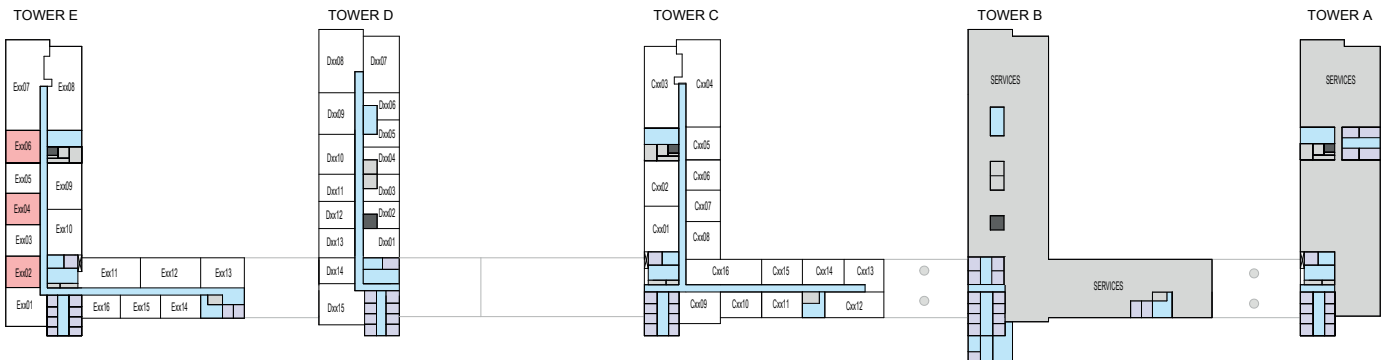
TOTAL = 809.01 SQ.FT.



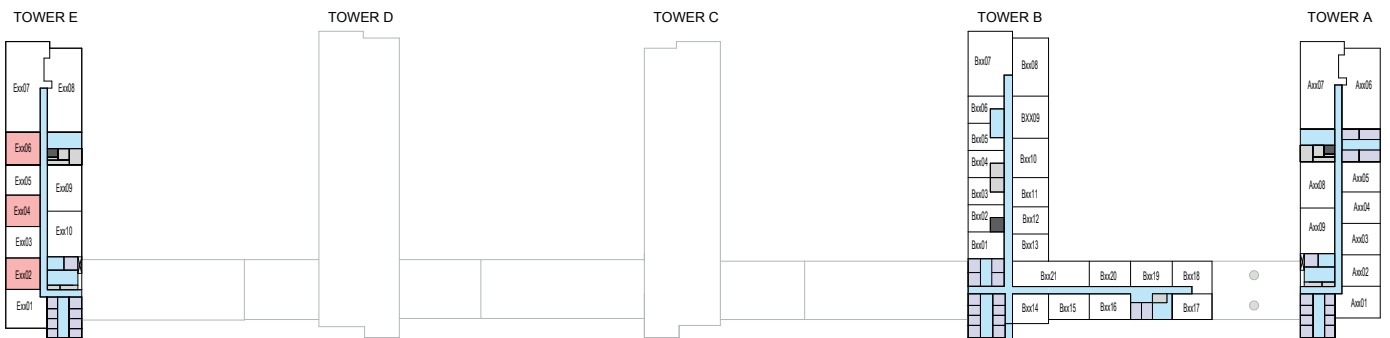
LEVEL 07, 19



LEVEL 13



LEVEL 25



LEVEL 37

1 BEDROOM APARTMENT

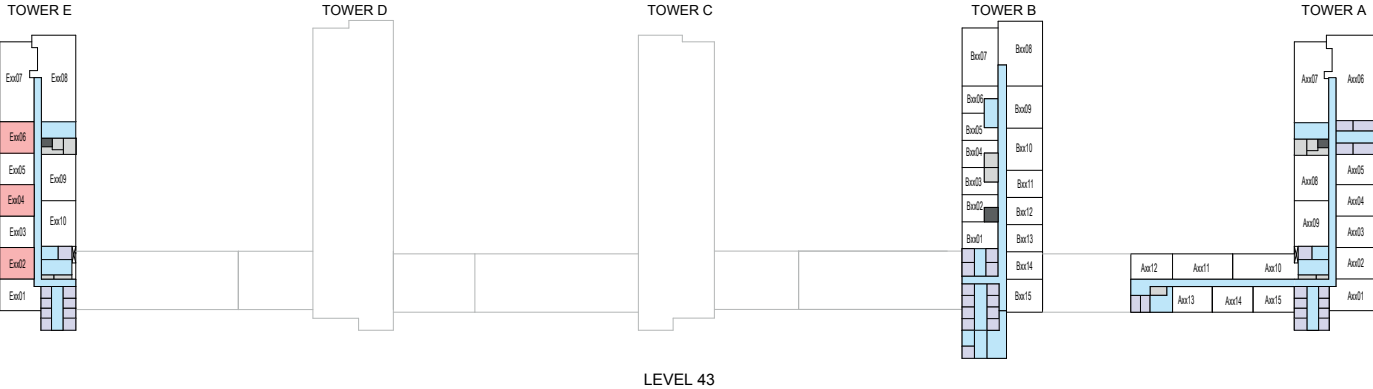
TYPE C (with powder room + yard) VARIANT 3

TOTAL SALEABLE AREA

SUITE = 676.40 SQ.FT.

YARD = 132.61 SQ.FT.

TOTAL = 809.01 SQ.FT.



1 BEDROOM APARTMENT

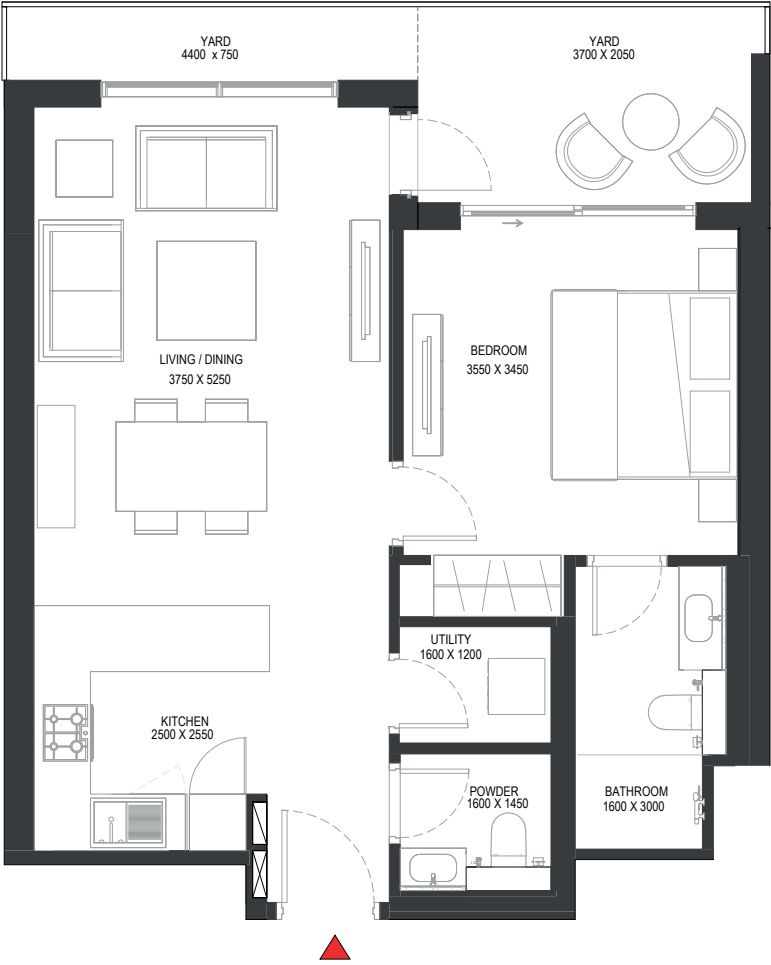
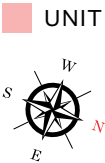
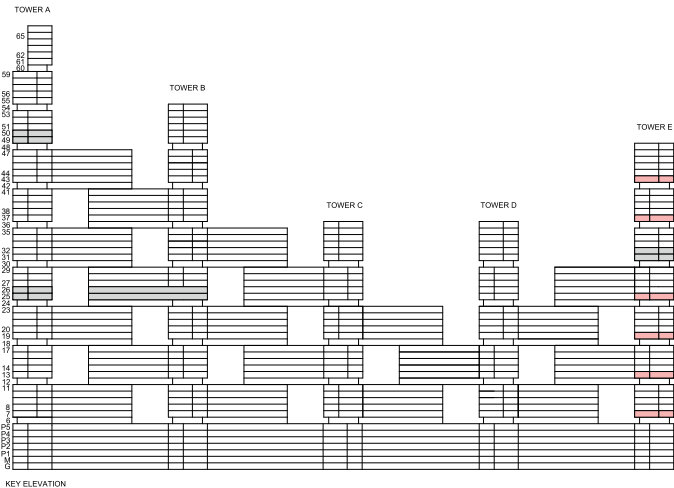
TYPE C (with powder room + yard) VARIANT 3

TOTAL SALEABLE AREA

SUITE = 676.40 SQ.FT.

YARD = 132.61 SQ.FT.

TOTAL = 809.01 SQ.FT.



List of unit numbers with this unit plan:

VIEWS

Downtown, Ras Al Khor

E702, E704, E706, E1302, E1304, E1306, E1902, E1904, E1906, E2502, E2504, E2506, E3702, E3704, E3706, E4302, E4304, E4306

1 BEDROOM APARTMENT

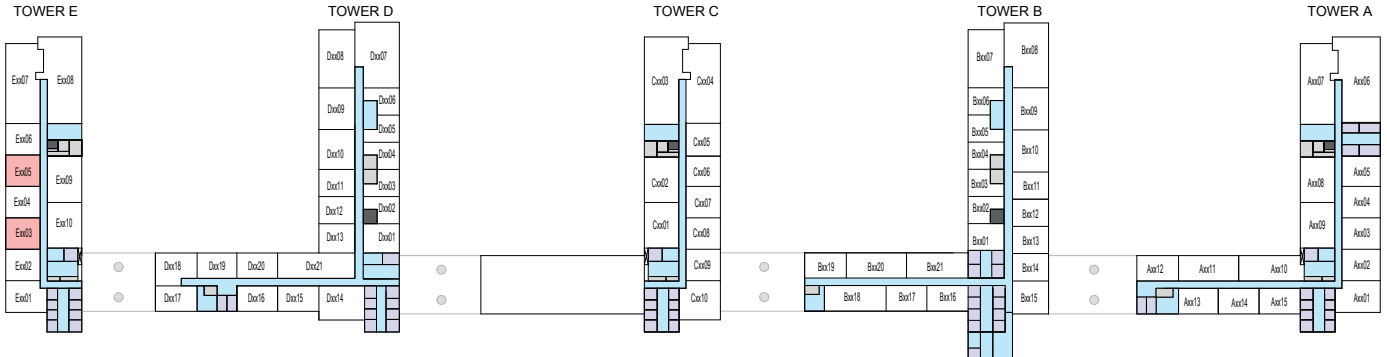
TYPE C (with powder room + yard) VARIANT 4

TOTAL SALEABLE AREA

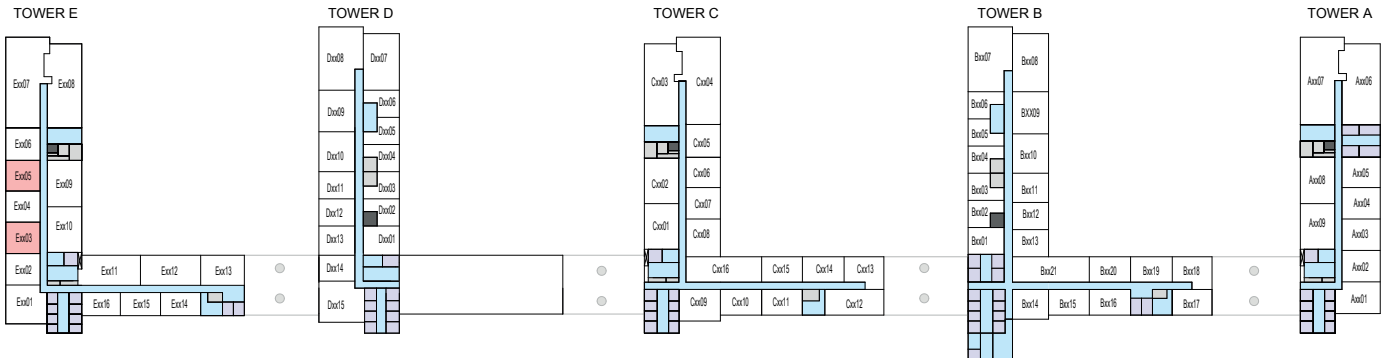
SUITE = 676.40 SQ.FT.

YARD = 132.61 SQ.FT.

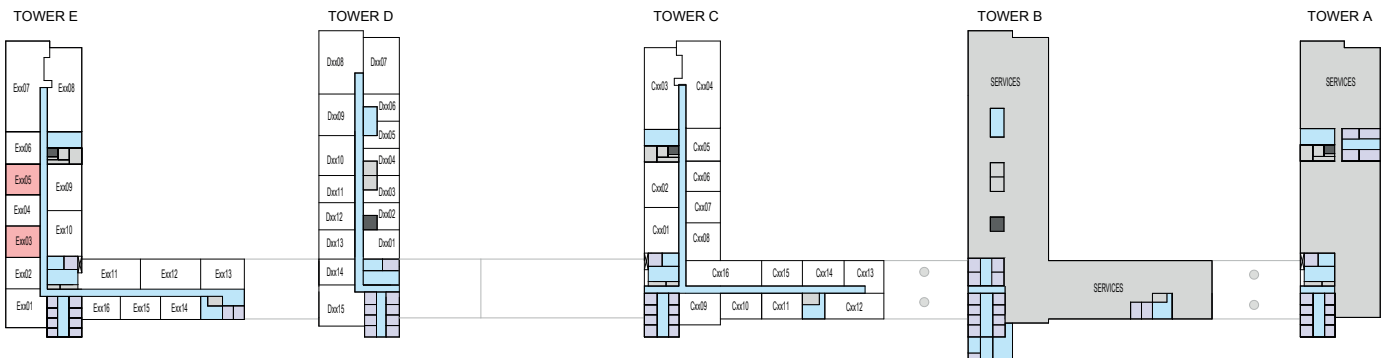
TOTAL = 809.01 SQ.FT.



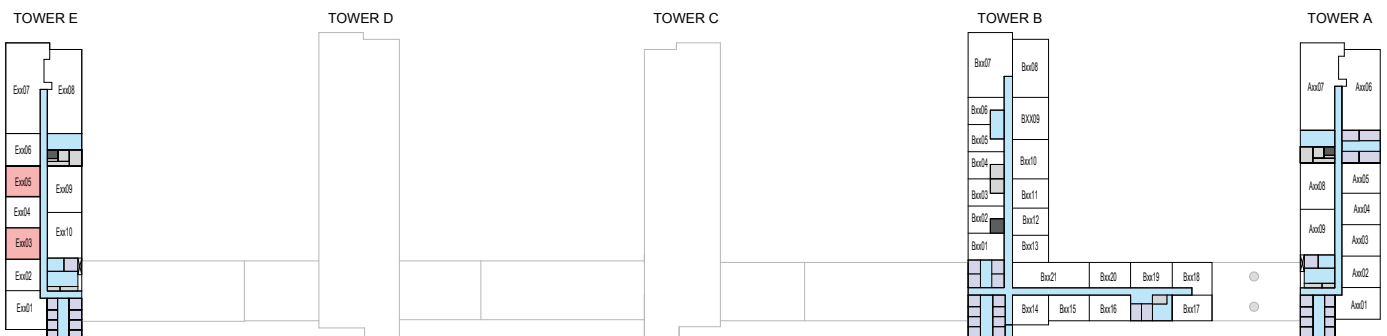
LEVEL 07, 19



LEVEL 13



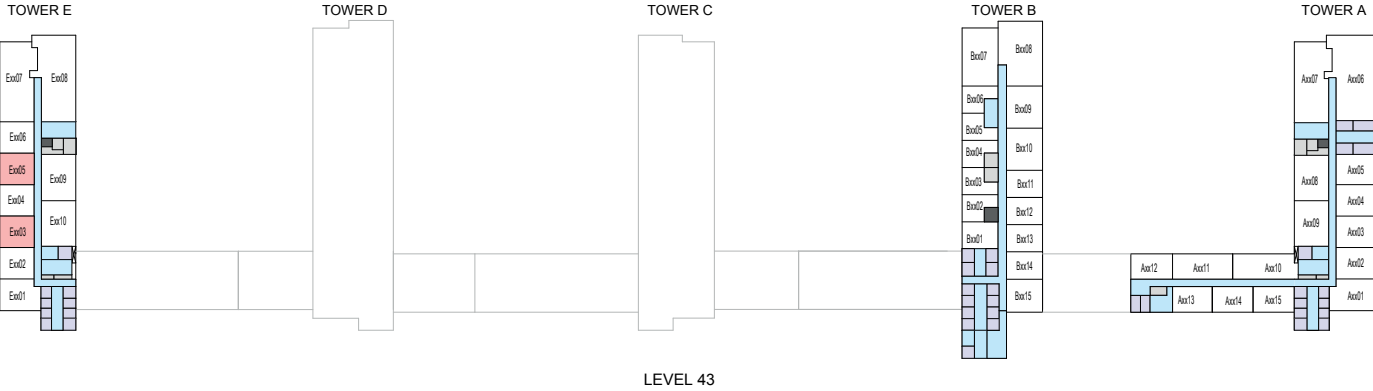
LEVEL 25



LEVEL 37

1 BEDROOM APARTMENT
TYPE C (with powder room + yard) VARIANT 4

TOTAL SALEABLE AREA
SUITE = 676.40 SQ.FT.
YARD = 132.61 SQ.FT.
TOTAL = 809.01 SQ.FT.



1 BEDROOM APARTMENT

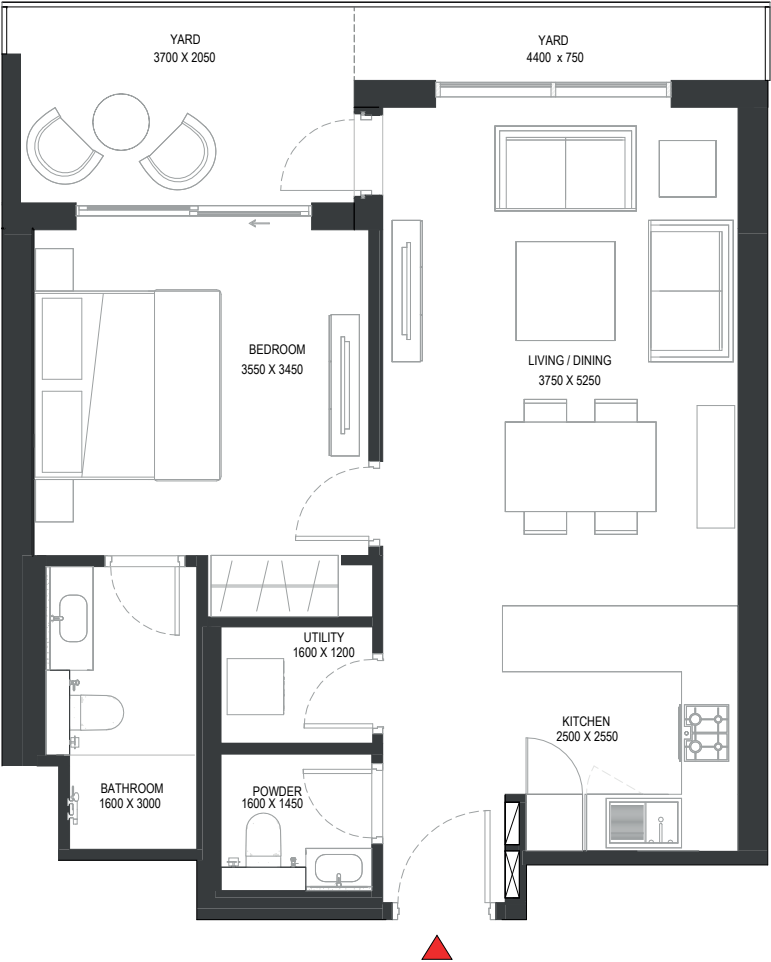
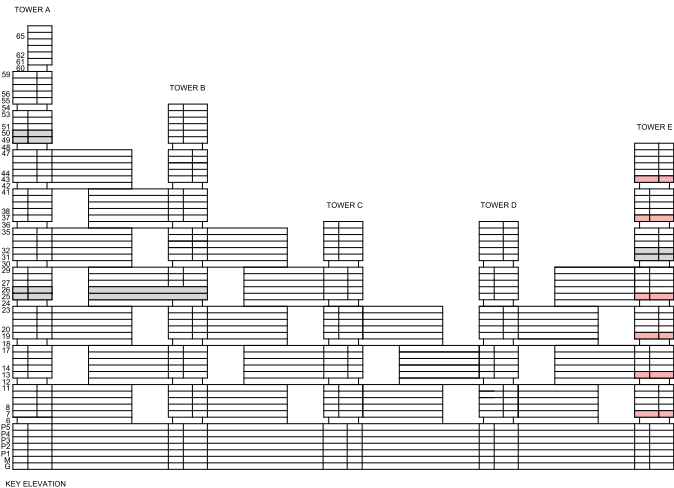
TYPE C (with powder room + yard) VARIANT 4

TOTAL SALEABLE AREA

SUITE = 676.40 SQ.FT.

YARD = 132.61 SQ.FT.

TOTAL = 809.01 SQ.FT.



List of unit numbers with this unit plan:

VIEWS

Downtown, Ras Al Khor

E703, E705, E1303, E1305, E1903, E1905, E2503, E2505, E3703, E3705, E4303, E4305

1 BEDROOM APARTMENT
TYPE C (with powder room + yard) VARIANT 5

TOTAL SALEABLE AREA
SUITE = 658.75 SQ.FT.
YARD = 130.57 SQ.FT.
TOTAL = 789.32 SQ.FT.

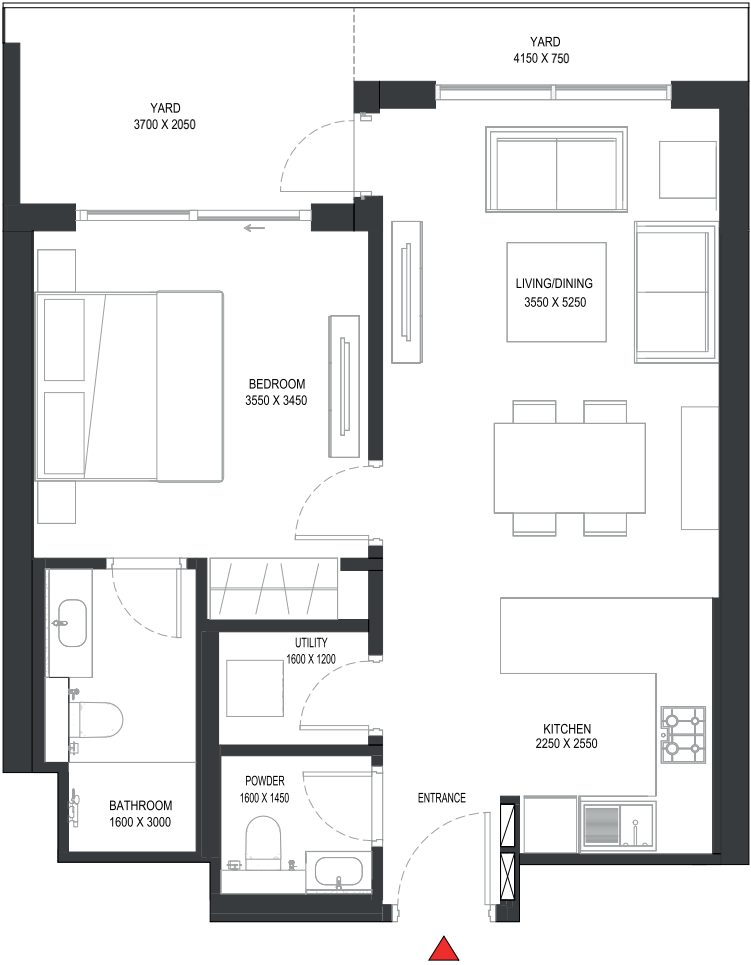
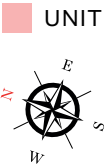
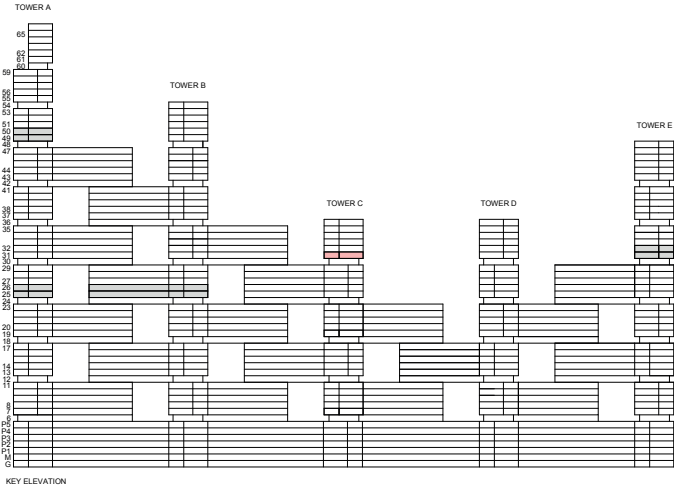


LEVEL 31

Disclaimer: 1. All dimensions are in metric, measured to wall finishes. 2. All materials, dimensions & drawings are approximate. 3. Information is subject to change without notice, at developer's absolute discretion. 4. Actual area may vary from the stated area. 5. Drawing are not to scale. 6. All images used are for illustrative purpose only and do not represent the actual size, features, specifications, fittings and furnishings. 7. The developer reserves the right to make revisions/ alterations, at its absolute discretion, without any liability whatsoever.

1 BEDROOM APARTMENT
TYPE C (with powder room + yard) VARIANT 5

TOTAL SALEABLE AREA
SUITE = 658.75 SQ.FT.
YARD = 130.57 SQ.FT.
TOTAL = 789.32 SQ.FT.



List of unit numbers with this unit plan:

VIEWS
Creek, Golf Course
C3109

Disclaimer: 1. All dimensions are in metric, measured to wall finishes. 2. All materials, dimensions & drawings are approximate. 3. Information is subject to change without notice, at developer's absolute discretion. 4. Actual area may vary from the stated area. 5. Drawing are not to scale. 6. All images used are for illustrative purpose only and do not represent the actual size, features, specifications, fittings and furnishings. 7. The developer reserves the right to make revisions/ alterations, at its absolute discretion, without any liability whatsoever.

1 BEDROOM APARTMENT
TYPE C (with powder room + balcony) VARIANT 6

TOTAL SALEABLE AREA
SUITE = 674.79 SQ.FT.
BALCONY = 133.04 SQ.FT.
TOTAL = 807.83 SQ.FT.



Disclaimer: 1. All dimensions are in metric, measured to wall finishes. 2. All materials, dimensions & drawings are approximate. 3. Information is subject to change without notice, at developer's absolute discretion. 4. Actual area may vary from the stated area. 5. Drawing are not to scale. 6. All images used are for illustrative purpose only and do not represent the actual size, features, specifications, fittings and furnishings. 7. The developer reserves the right to make revisions/ alterations, at its absolute discretion, without any liability whatsoever.

1 BEDROOM APARTMENT

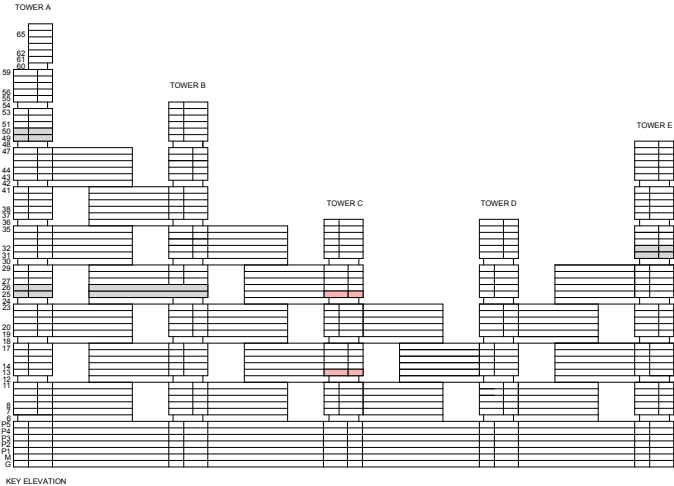
TYPE C (with powder room + balcony) VARIANT 6

TOTAL SALEABLE AREA

SUITE = 674.79 SQ.FT.

BALCONY = 133.04 SQ.FT.

TOTAL = 807.83 SQ.FT.



List of unit numbers with this unit plan:

- VIEWS**
- Golf Course, Creek, Amenities
- C1308
- Golf Course, Creek
- C2508

Disclaimer: 1. All dimensions are in metric, measured to wall finishes. 2. All materials, dimensions & drawings are approximate. 3. Information is subject to change without notice, at developer's absolute discretion. 4. Actual area may vary from the stated area. 5. Drawing are not to scale. 6. All images used are for illustrative purpose only and do not represent the actual size, features, specifications, fittings and furnishings. 7. The developer reserves the right to make revisions/ alterations, at its absolute discretion, without any liability whatsoever.

1 BEDROOM APARTMENT

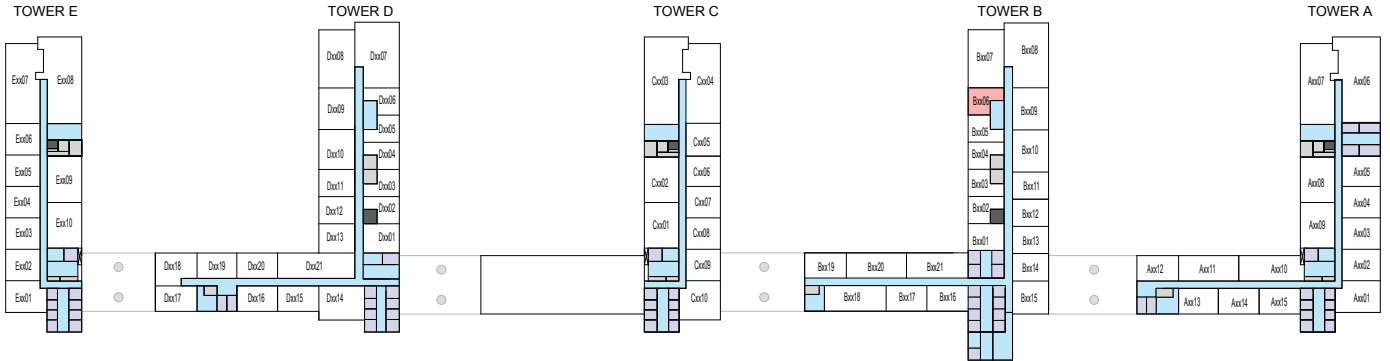
TYPE D (with balcony)

TOTAL SALEABLE AREA

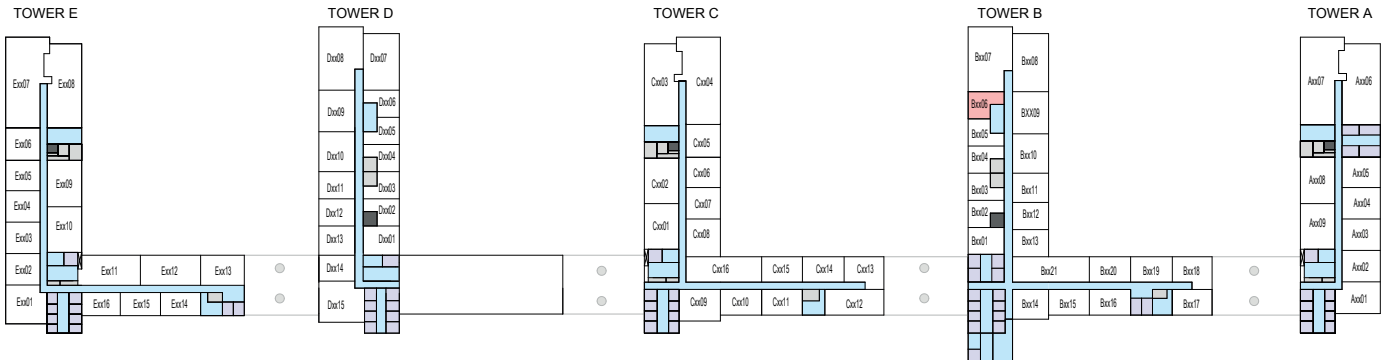
SUITE = 490.21 SQ.FT.

BALCONY = 49.51 SQ.FT.

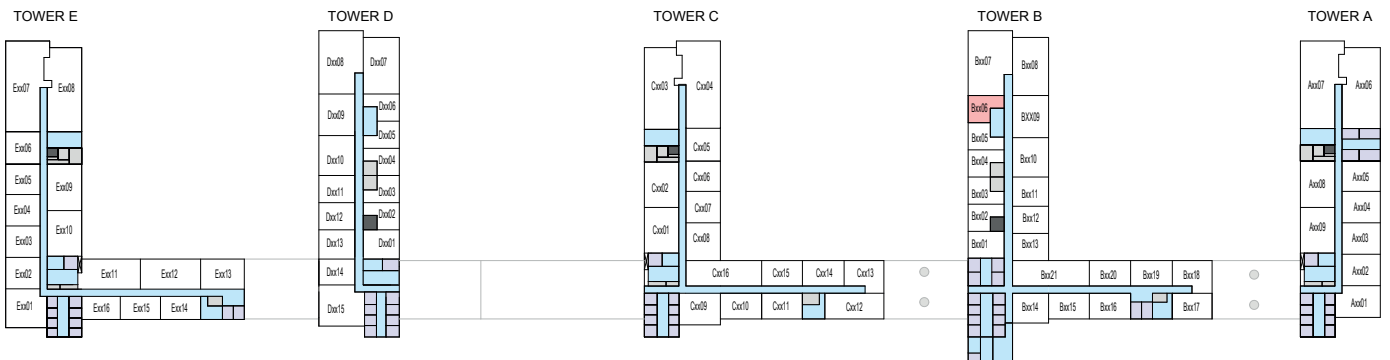
TOTAL = 539.72 SQ.FT.



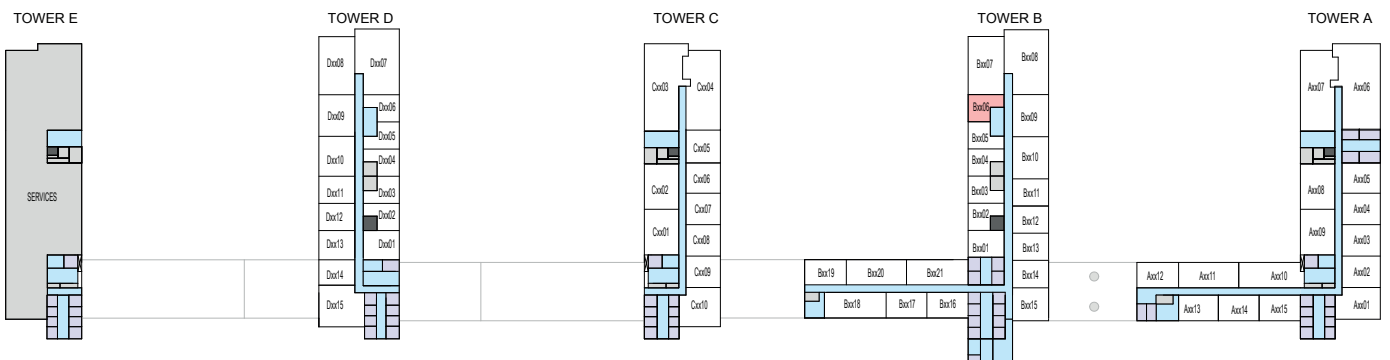
LEVEL 8-11,20-23



LEVEL 14-17



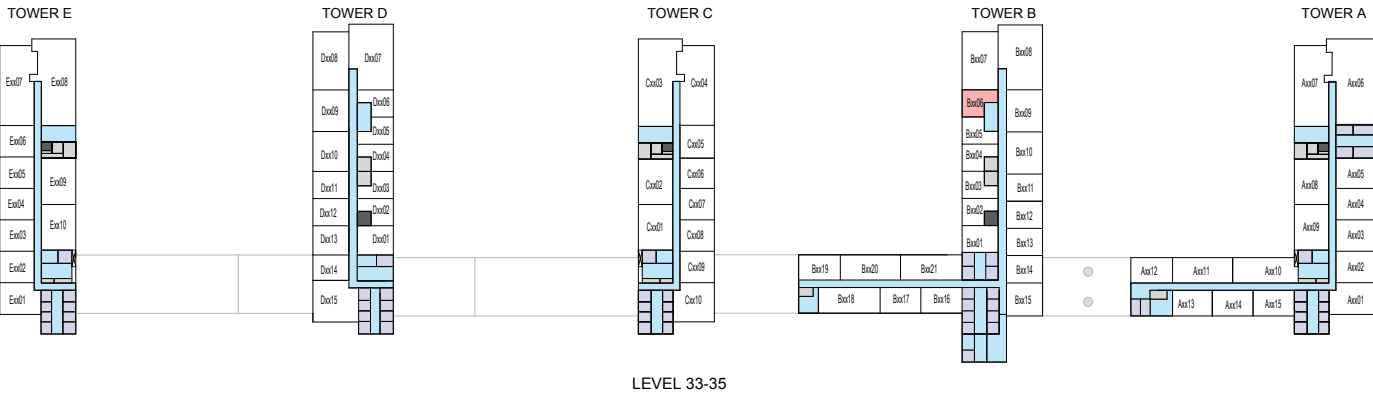
LEVEL 27-29



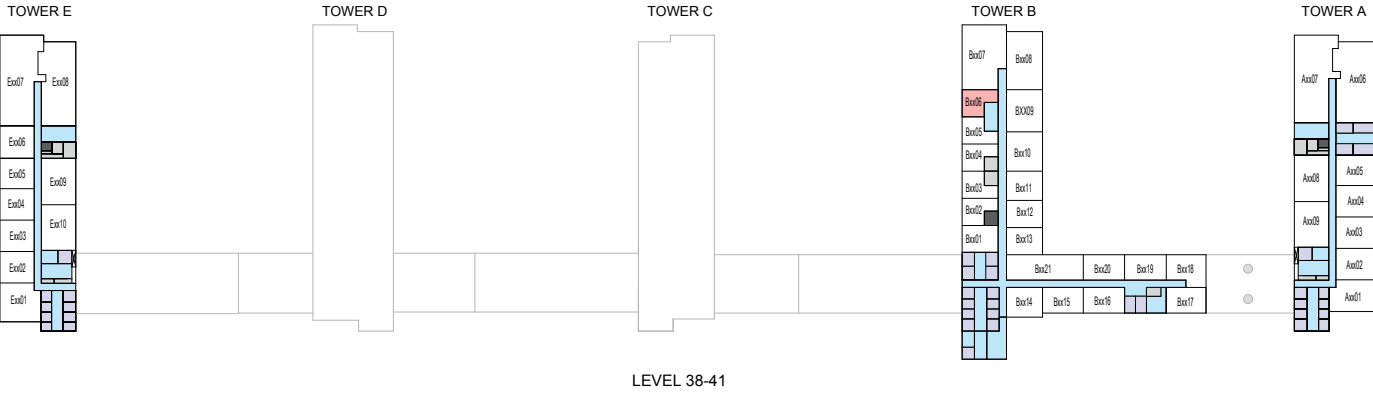
LEVEL 32

1 BEDROOM APARTMENT
TYPE D (with balcony)

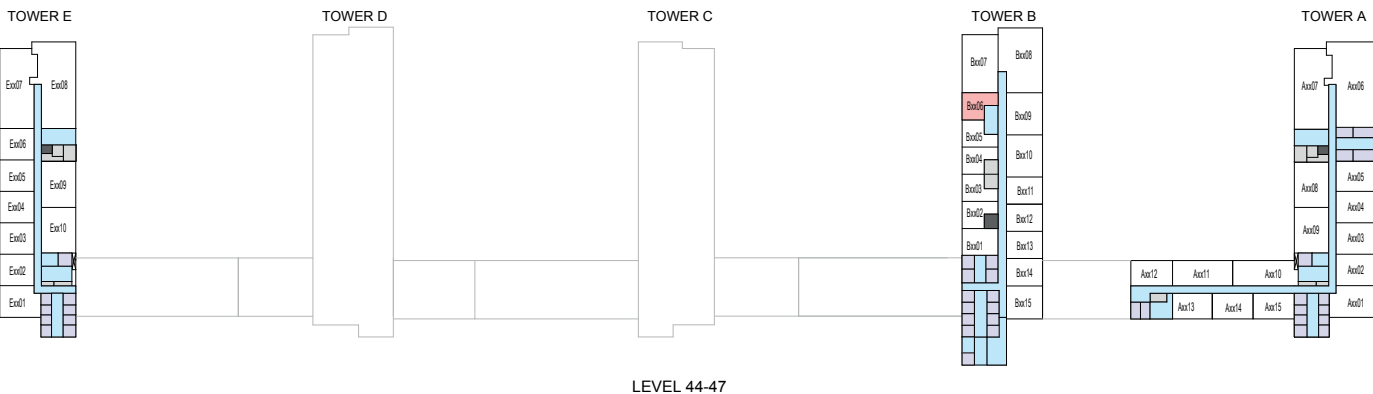
TOTAL SALEABLE AREA
SUITE = 490.21 SQ.FT.
BALCONY = 49.51 SQ.FT.
TOTAL = 539.72 SQ.FT.



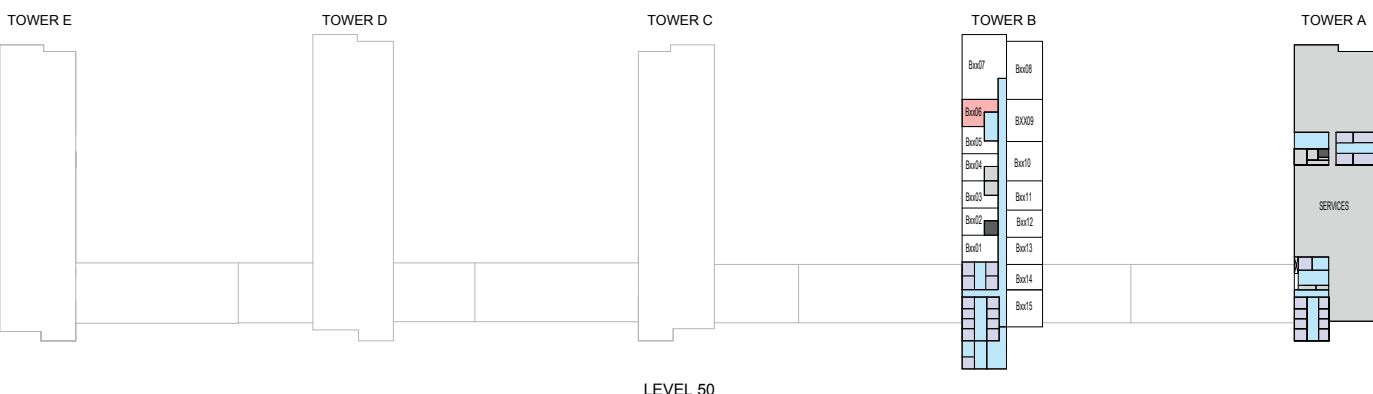
LEVEL 33-35



LEVEL 38-41



LEVEL 44-47

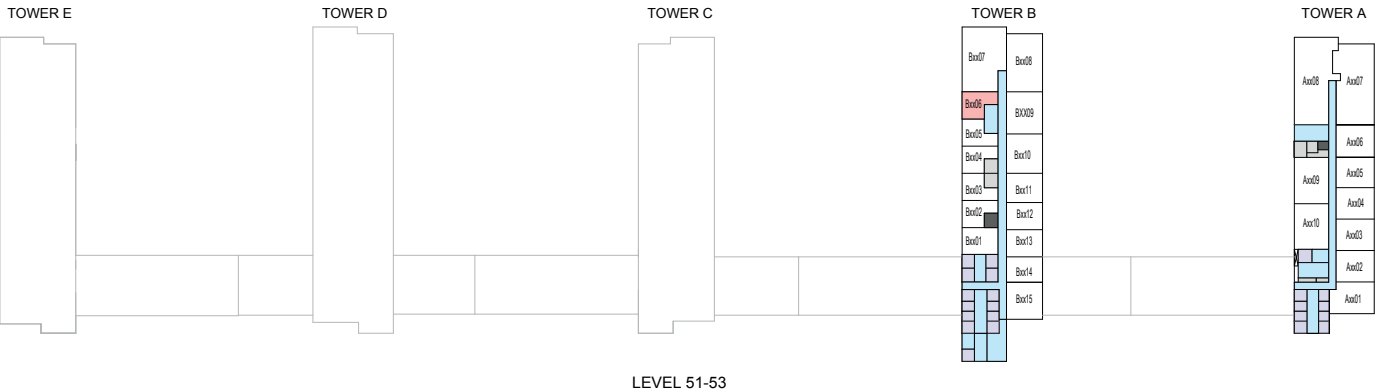


LEVEL 50

Disclaimer: 1. All dimensions are in metric, measured to wall finishes. 2. All materials, dimensions & drawings are approximate. 3. Information is subject to change without notice, at developer's absolute discretion. 4. Actual area may vary from the stated area. 5. Drawing are not to scale. 6. All images used are for illustrative purpose only and do not represent the actual size, features, specifications, fittings and furnishings. 7. The developer reserves the right to make revisions/ alterations, at its absolute discretion, without any liability whatsoever.

1 BEDROOM APARTMENT
TYPE D (with balcony)

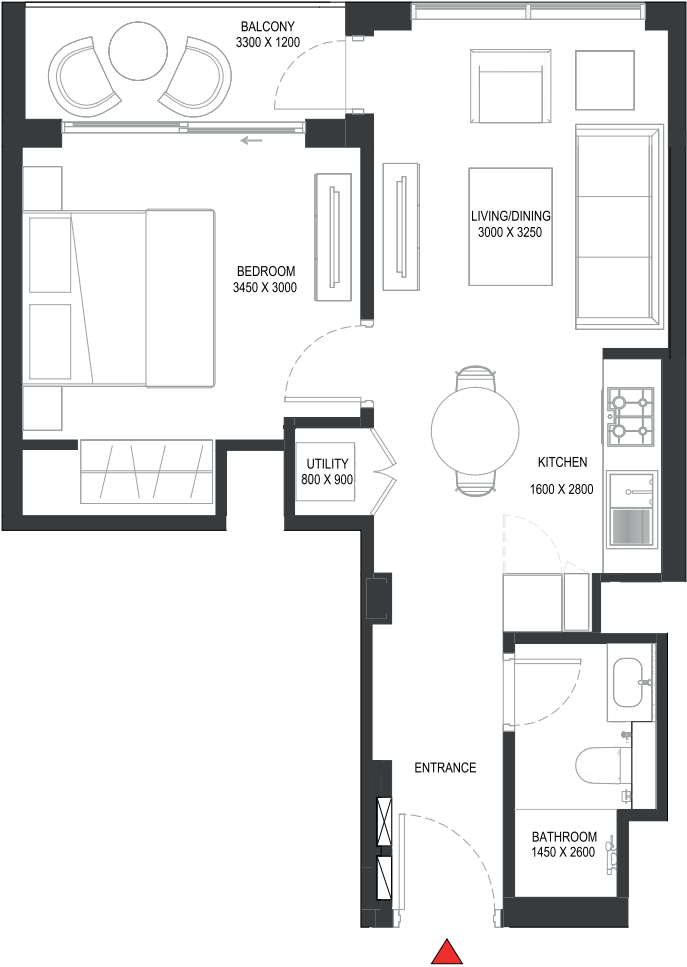
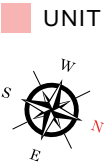
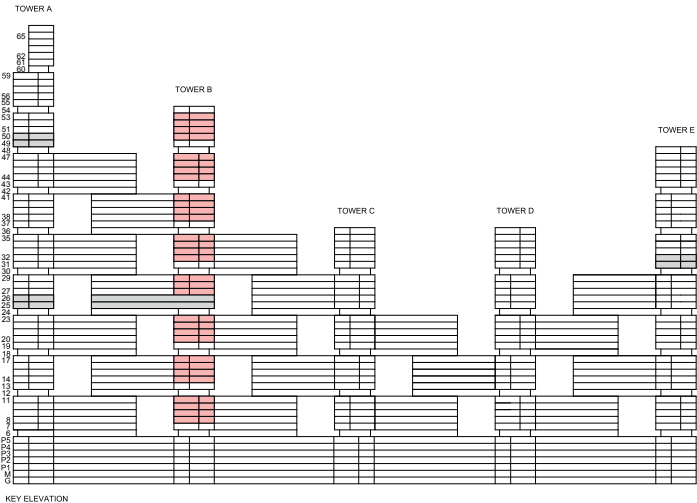
TOTAL SALEABLE AREA
SUITE = 490.21 SQ.FT.
BALCONY = 49.51 SQ.FT.
TOTAL = 539.72 SQ.FT.



LEVEL 51-53

1 BEDROOM APARTMENT
TYPE D (with balcony)

TOTAL SALEABLE AREA
SUITE = 490.21 SQ.FT.
BALCONY = 49.51 SQ.FT.
TOTAL = 539.72 SQ.FT.



List of unit numbers with this unit plan:

VIEWS

Ras Al Khor, Golf Course, Amenities
B806, B906, B1006, B1106, B1406, B1506, B1606, B1706, B2006, B2106, B2206, B2306

Ras Al Khor, Golf Course, Water Body
B2706, B2806, B2906, B3206, B3306, B3406, B3506

Ras Al Khor, Golf Course
B3806, B3906, B4006, B4106, B4406, B4506, B4606, B4706

Downtown, Ras Al Khor, Golf Course
B5006, B5106, B5206, B5306

Disclaimer: 1. All dimensions are in metric, measured to wall finishes. 2. All materials, dimensions & drawings are approximate. 3. Information is subject to change without notice, at developer's absolute discretion. 4. Actual area may vary from the stated area. 5. Drawing are not to scale. 6. All images used are for illustrative purpose only and do not represent the actual size, features, specifications, fittings and furnishings. 7. The developer reserves the right to make revisions/ alterations, at its absolute discretion, without any liability whatsoever.

1 BEDROOM APARTMENT

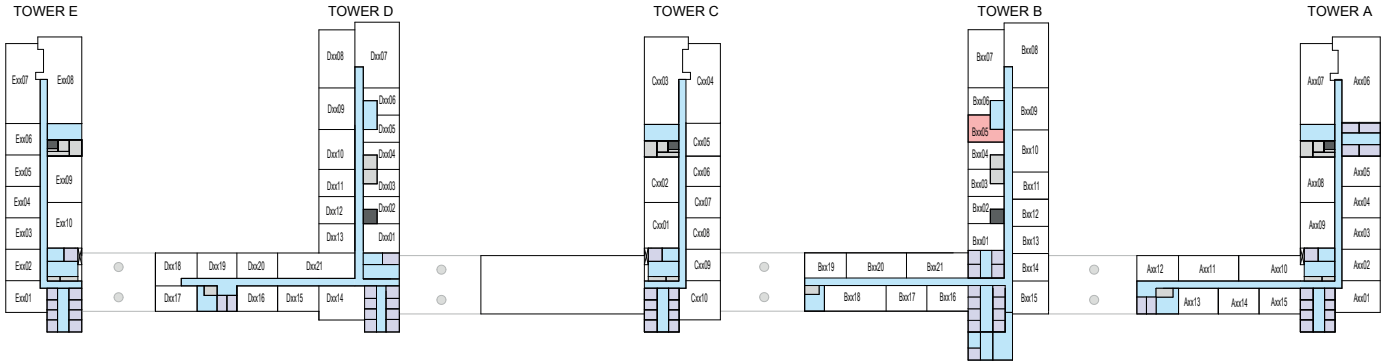
TYPE D (with balcony) VARIANT 1

TOTAL SALEABLE AREA

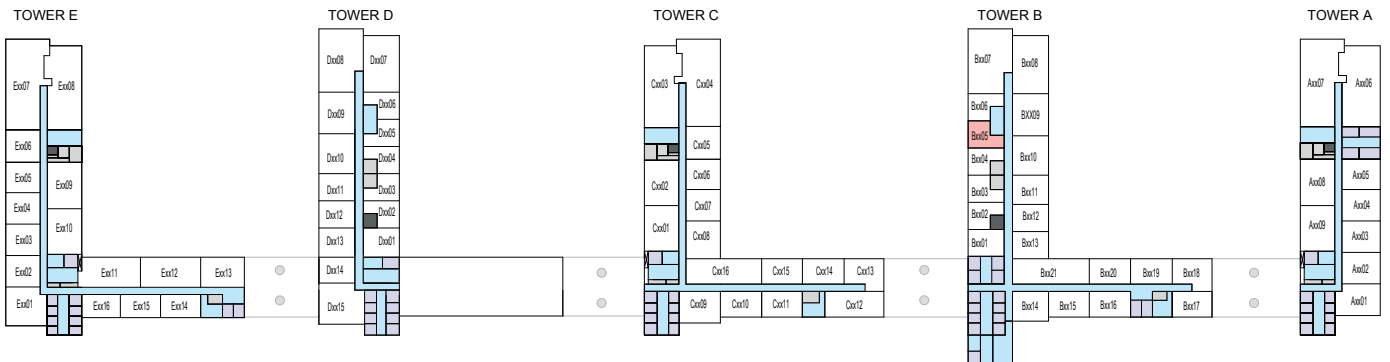
SUITE = 491.58 SQ.FT.

BALCONY = 46.05 SQ.FT.

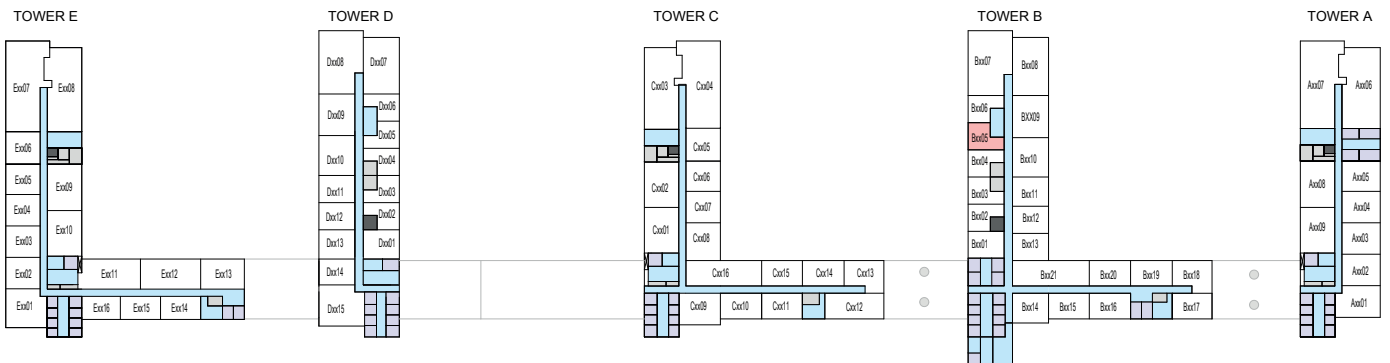
TOTAL = 537.63 SQ.FT.



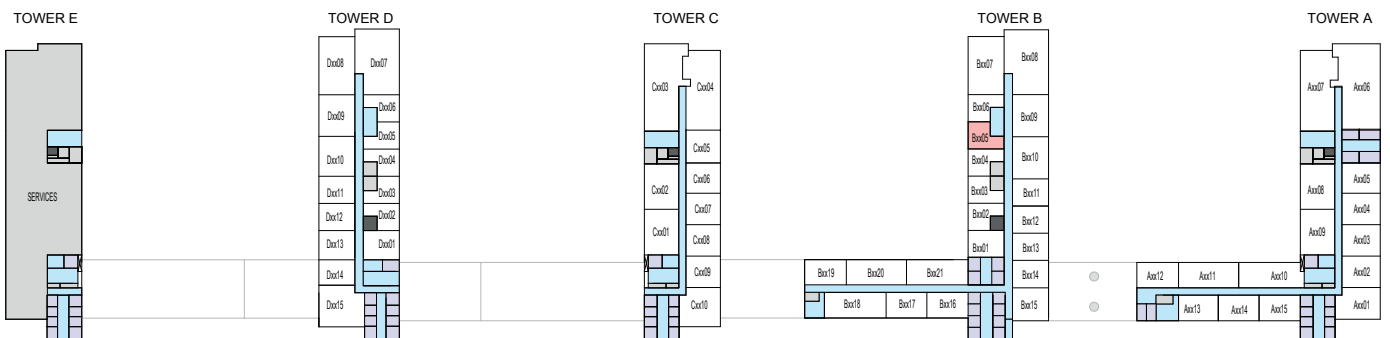
LEVEL 8-11,20-23



LEVEL 14-17



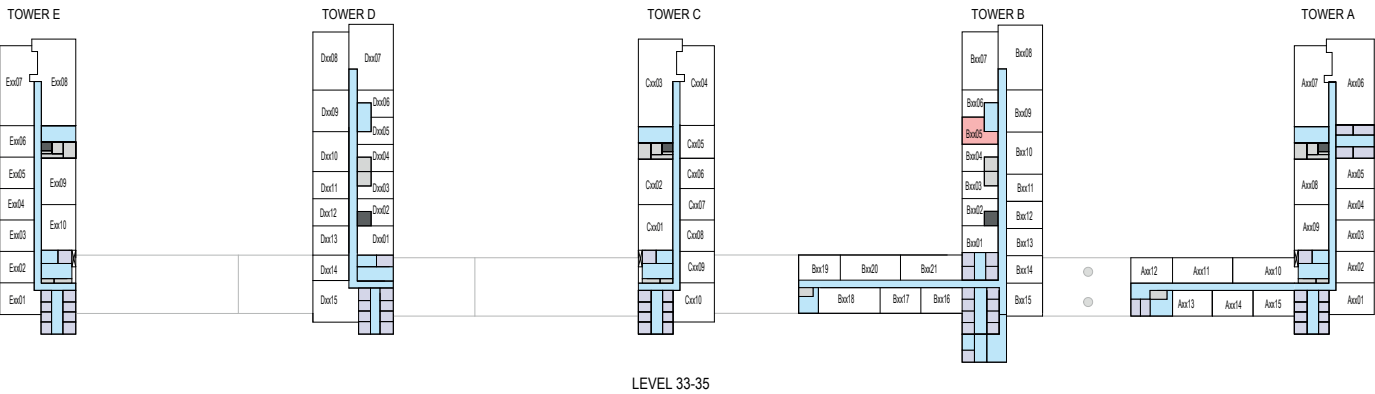
LEVEL 27-29



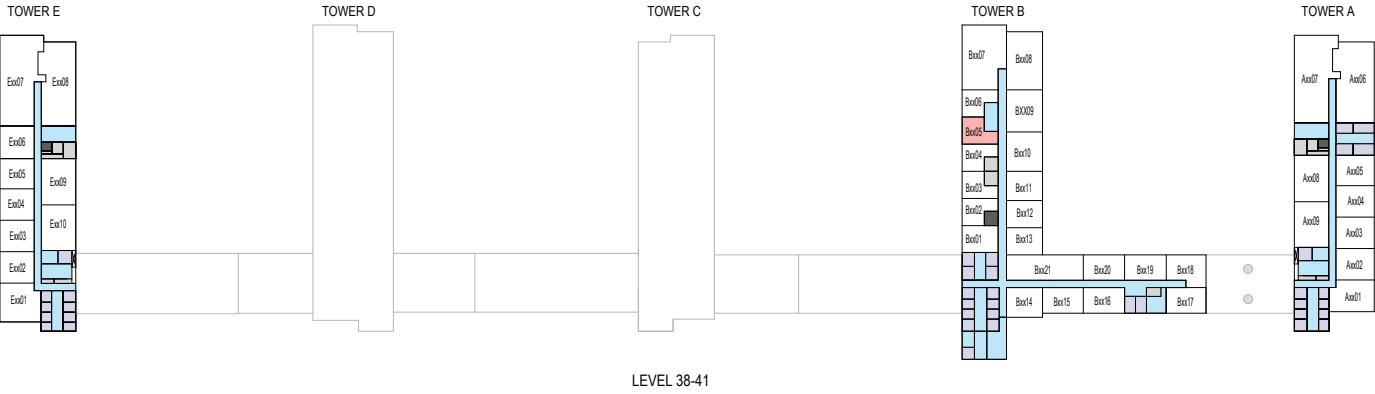
LEVEL 32

1 BEDROOM APARTMENT
TYPE D (with balcony) VARIANT 1

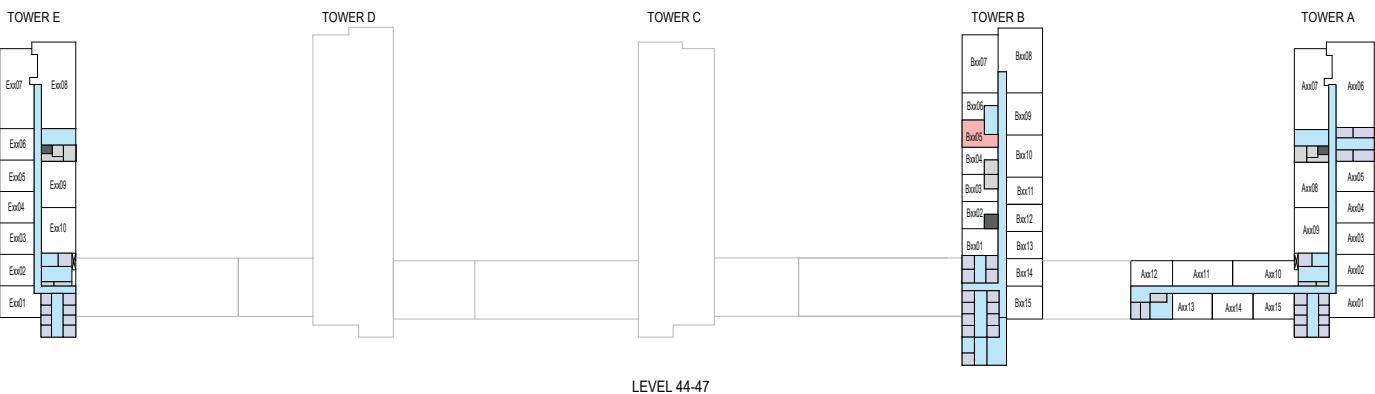
TOTAL SALEABLE AREA
SUITE = 491.58 SQ.FT.
BALCONY = 46.05 SQ.FT.
TOTAL = 537.63 SQ.FT.



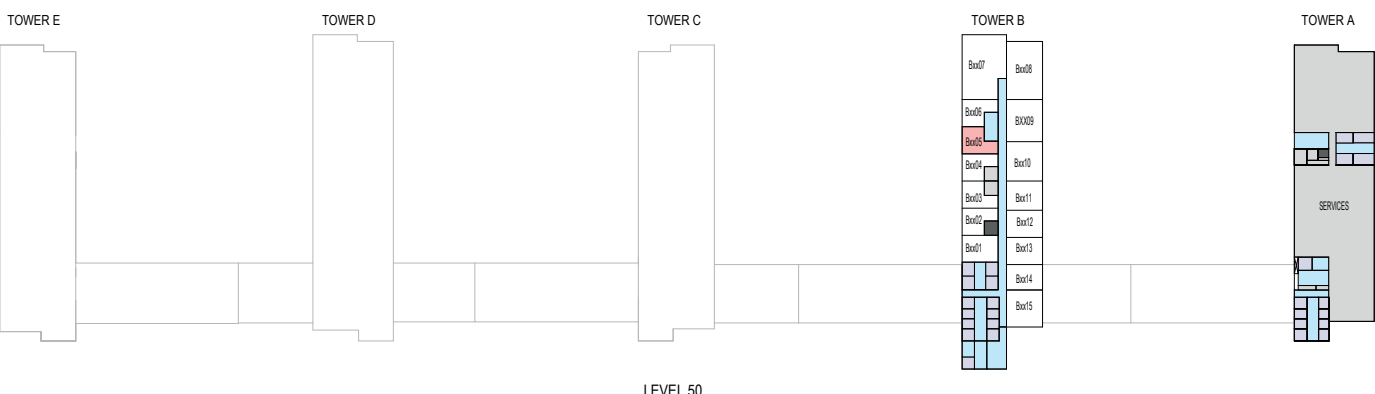
LEVEL 33-35



LEVEL 38-41



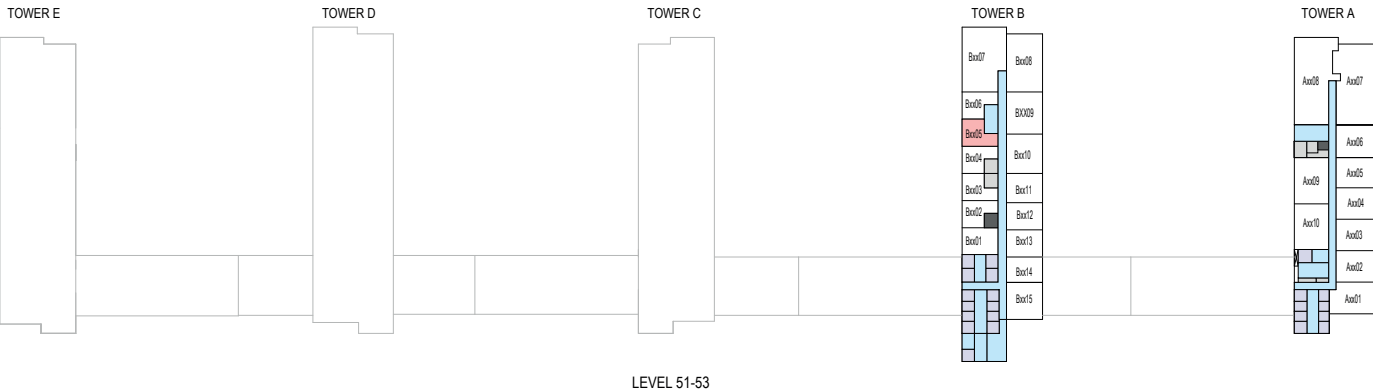
LEVEL 44-47



LEVEL 50

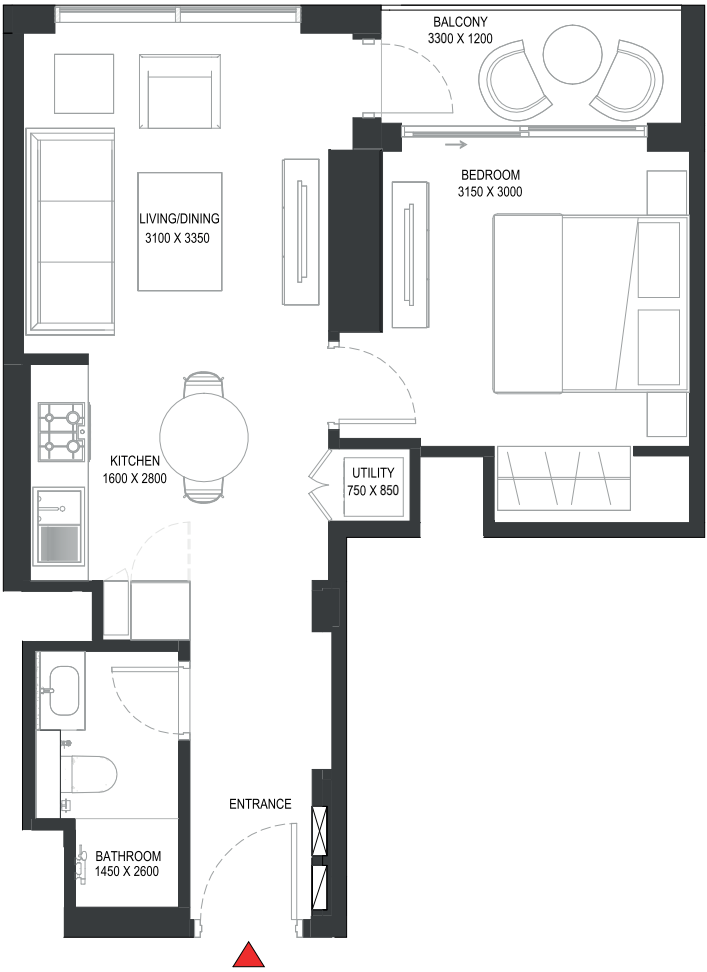
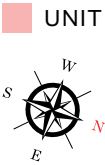
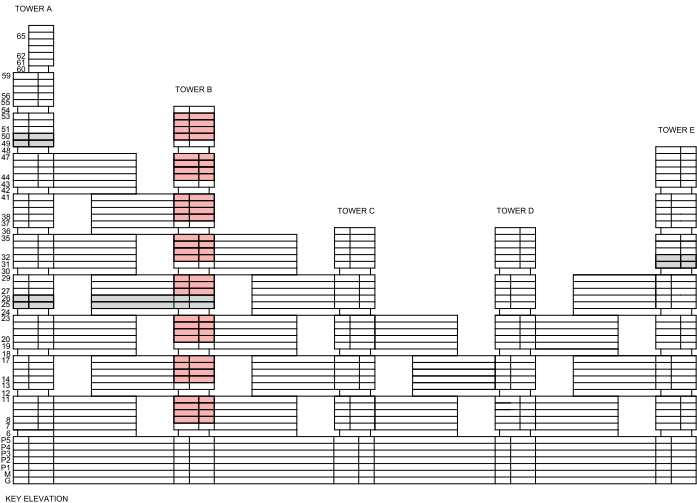
1 BEDROOM APARTMENT
TYPE D (with balcony) VARIANT 1

TOTAL SALEABLE AREA
SUITE = 491.58 SQ.FT.
BALCONY = 46.05 SQ.FT.
TOTAL = 537.63 SQ.FT.



1 BEDROOM APARTMENT
TYPE D (with balcony) VARIANT 1

TOTAL SALEABLE AREA
SUITE = 491.58 SQ.FT.
BALCONY = 46.05 SQ.FT.
TOTAL = 537.63 SQ.FT.



List of unit numbers with this unit plan:

VIEWS

Ras Al Khor, Golf Course, Amenities
B805, B905, B1005, B1105, B1405, B1505, B1605, B1705, B2005, B2105, B2205, B2305

Ras Al Khor, Golf Course, Water Body
B2705, B2805, B2905, B3205, B3305, B3405, B3505

Ras Al Khor, Golf Course
B3805, B3905, B4005, B4105, B4405, B4505, B4605, B4705

Ras Al Khor, Golf Course, Downtown
B5005, B5105, B5205, B5305

Disclaimer: 1. All dimensions are in metric, measured to wall finishes. 2. All materials, dimensions & drawings are approximate. 3. Information is subject to change without notice, at developer's absolute discretion. 4. Actual area may vary from the stated area. 5. Drawing are not to scale. 6. All images used are for illustrative purpose only and do not represent the actual size, features, specifications, fittings and furnishings. 7. The developer reserves the right to make revisions/ alterations, at its absolute discretion, without any liability whatsoever.

1 BEDROOM APARTMENT

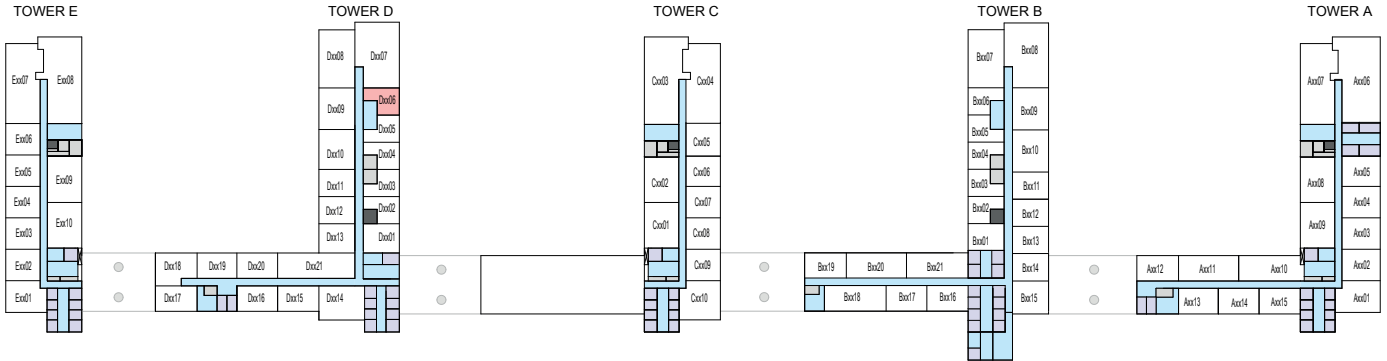
TYPE D (with balcony) VARIANT 2

TOTAL SALEABLE AREA

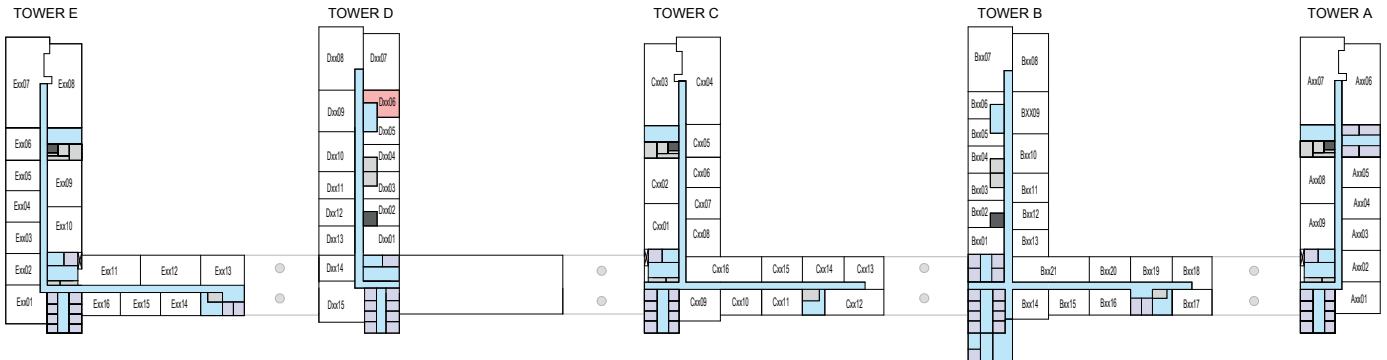
SUITE = 488.68 SQ.FT.

BALCONY = 50.05 SQ.FT.

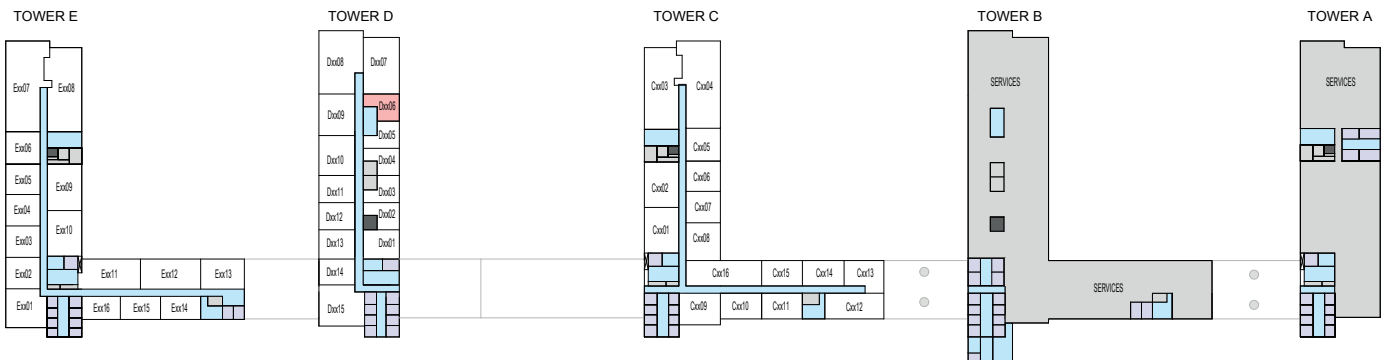
TOTAL = 538.73 SQ.FT.



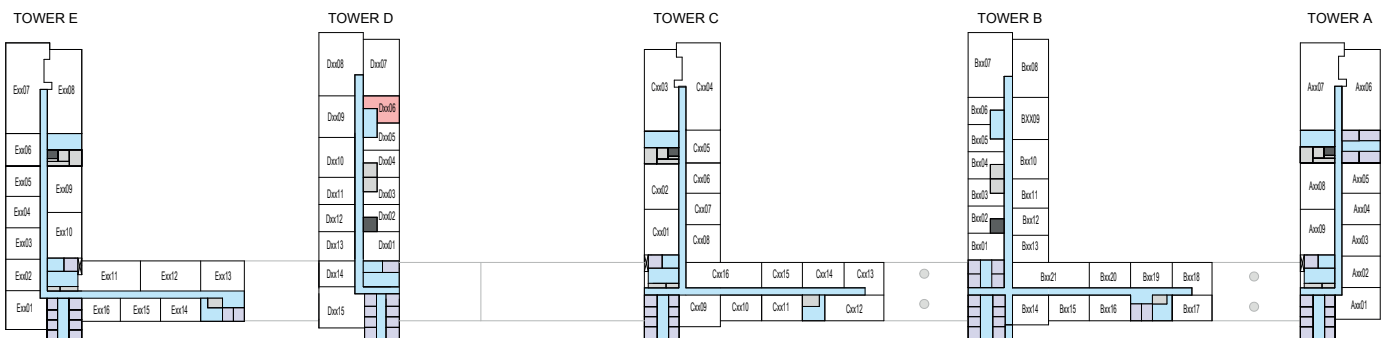
LEVEL 8-11,20-23



LEVEL 14-17



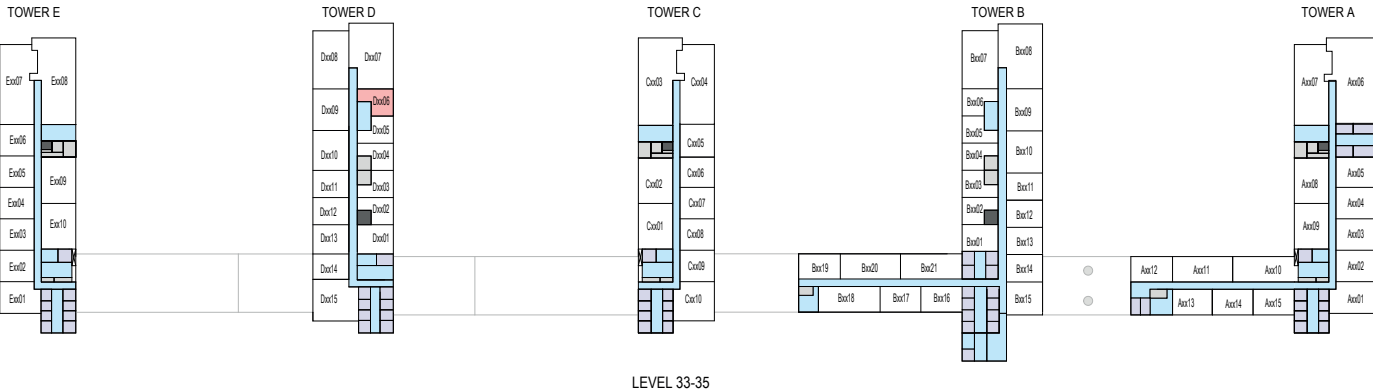
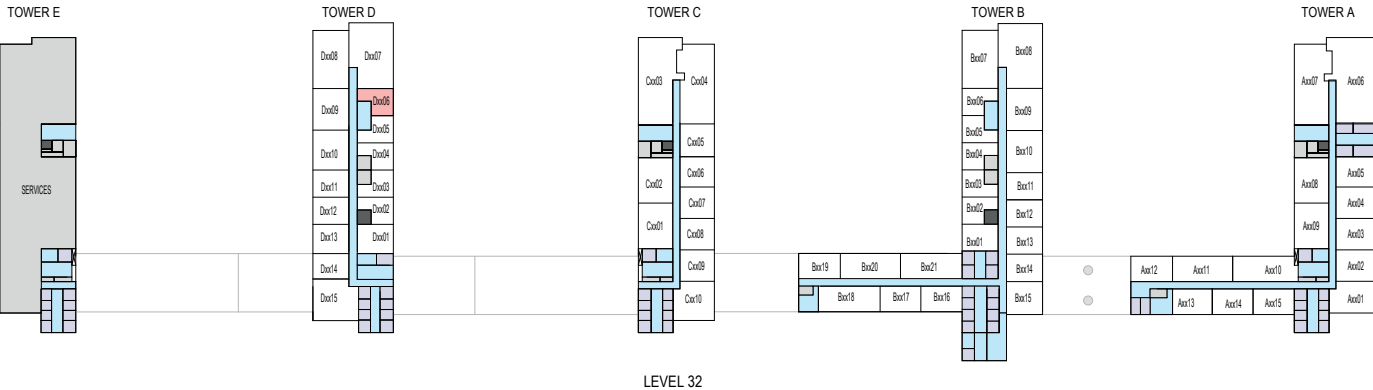
LEVEL 26



LEVEL 27-29

1 BEDROOM APARTMENT
TYPE D (with balcony) VARIANT 2

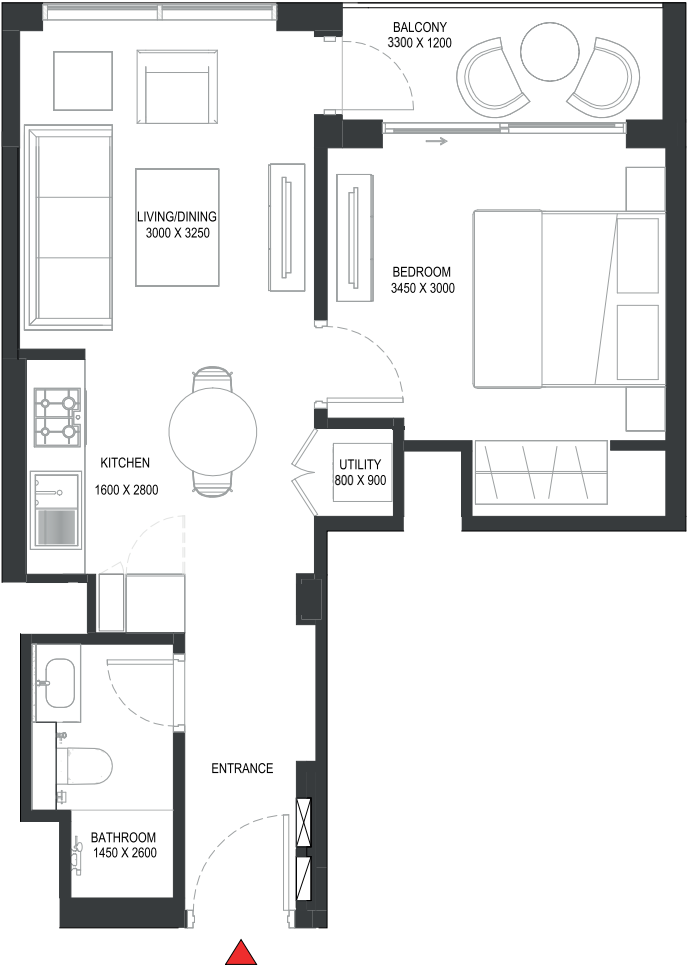
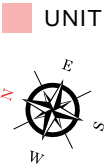
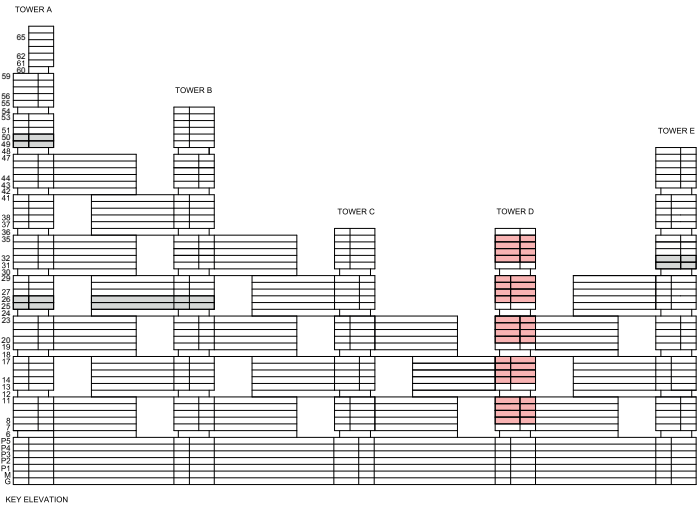
TOTAL SALEABLE AREA
SUITE = 488.68 SQ.FT.
BALCONY = 50.05 SQ.FT.
TOTAL = 538.73 SQ.FT.



Disclaimer: 1. All dimensions are in metric, measured to wall finishes. 2. All materials, dimensions & drawings are approximate. 3. Information is subject to change without notice, at developer's absolute discretion. 4. Actual area may vary from the stated area. 5. Drawing are not to scale. 6. All images used are for illustrative purpose only and do not represent the actual size, features, specifications, fittings and furnishings. 7. The developer reserves the right to make revisions/ alterations, at its absolute discretion, without any liability whatsoever.

1 BEDROOM APARTMENT
TYPE D (with balcony) VARIANT 2

TOTAL SALEABLE AREA
SUITE = 488.68 SQ.FT.
BALCONY = 50.05 SQ.FT.
TOTAL = 538.73 SQ.FT.



List of unit numbers with this unit plan:

IEWS

Creek, Amenities

D806, D906, D1006, D1106

Creek, Golf Course, Amenities

D1406, D1506, D1606, D1706, D2006, D2106, D2206, D2306

Creek, Golf Course

D2606, D2706, D2806, D2906, D3206, D3306, D3406, D3506

Disclaimer: 1. All dimensions are in metric, measured to wall finishes. 2. All materials, dimensions & drawings are approximate. 3. Information is subject to change without notice, at developer's absolute discretion. 4. Actual area may vary from the stated area. 5. Drawing are not to scale. 6. All images used are for illustrative purpose only and do not represent the actual size, features, specifications, fittings and furnishings. 7. The developer reserves the right to make revisions/ alterations, at its absolute discretion, without any liability whatsoever.

1 BEDROOM APARTMENT

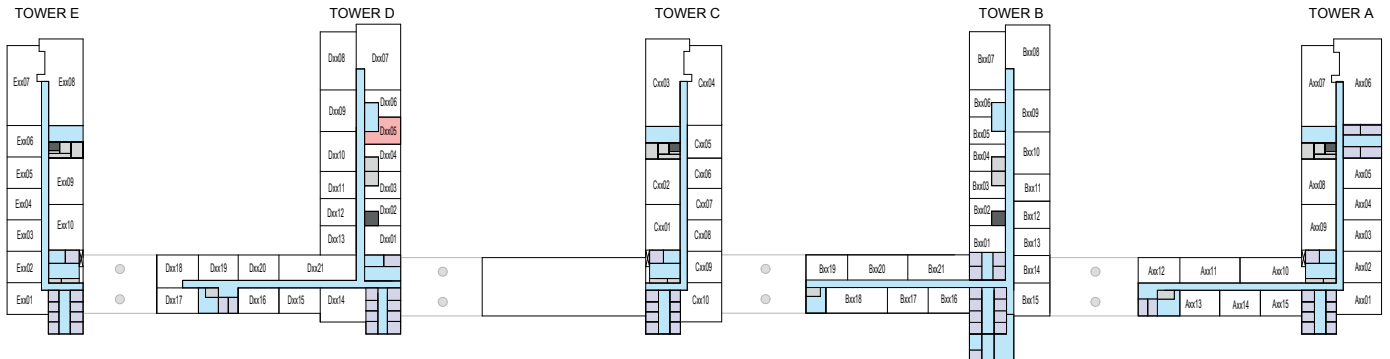
TYPE D (with balcony) VARIANT 3

TOTAL SALEABLE AREA

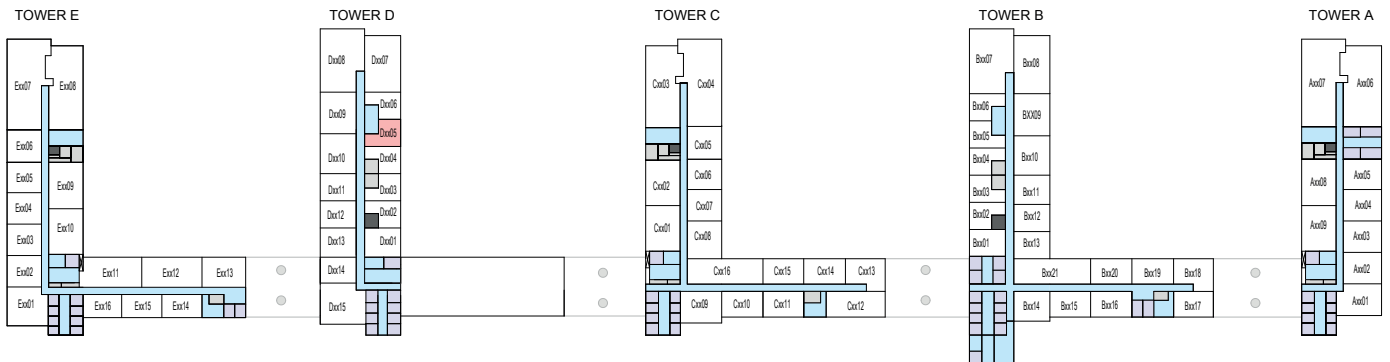
SUITE = 488.47 SQ.FT.

BALCONY = 50.78 SQ.FT.

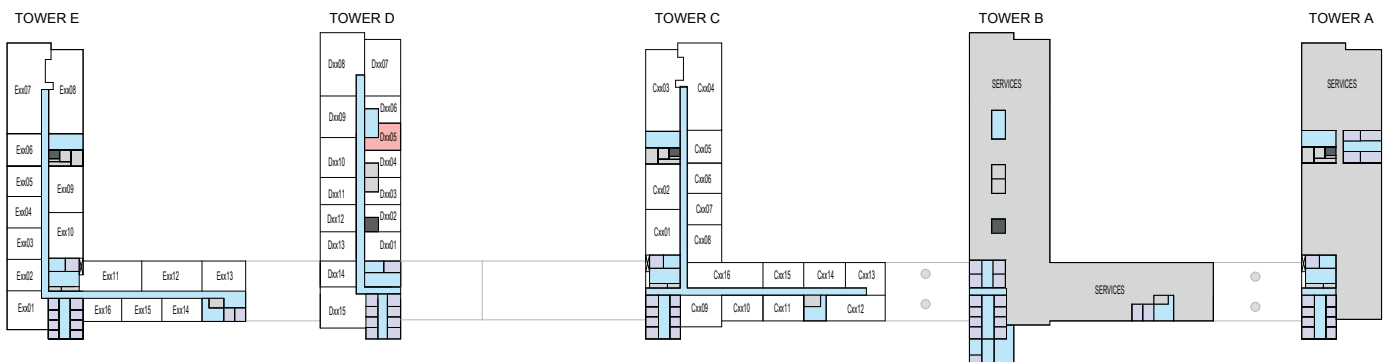
TOTAL = 539.25 SQ.FT.



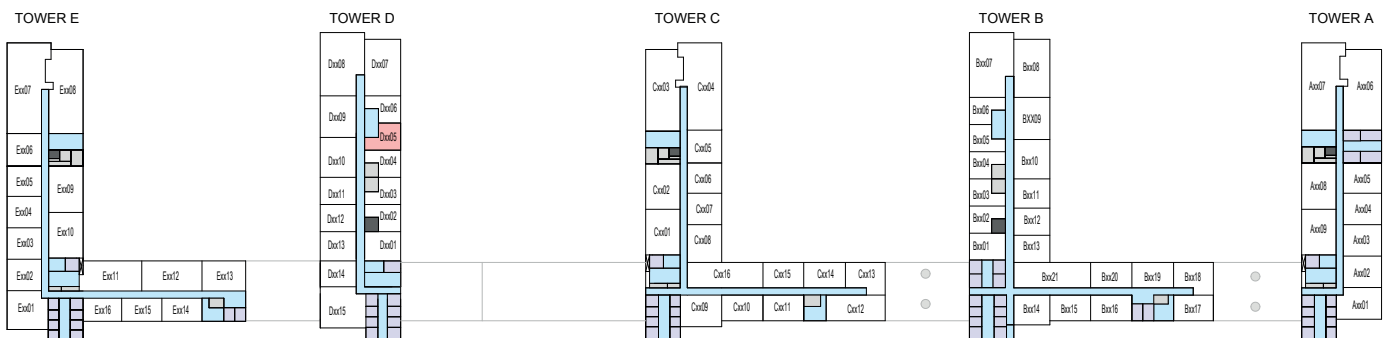
LEVEL 8-11,20-23



LEVEL 14-17



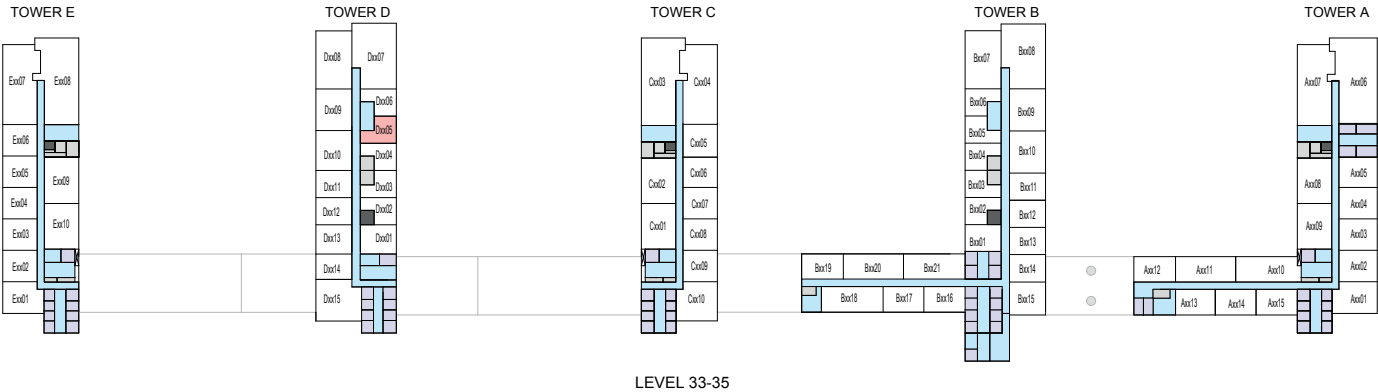
LEVEL 26



LEVEL 27-29

1 BEDROOM APARTMENT
TYPE D (with balcony) VARIANT 3

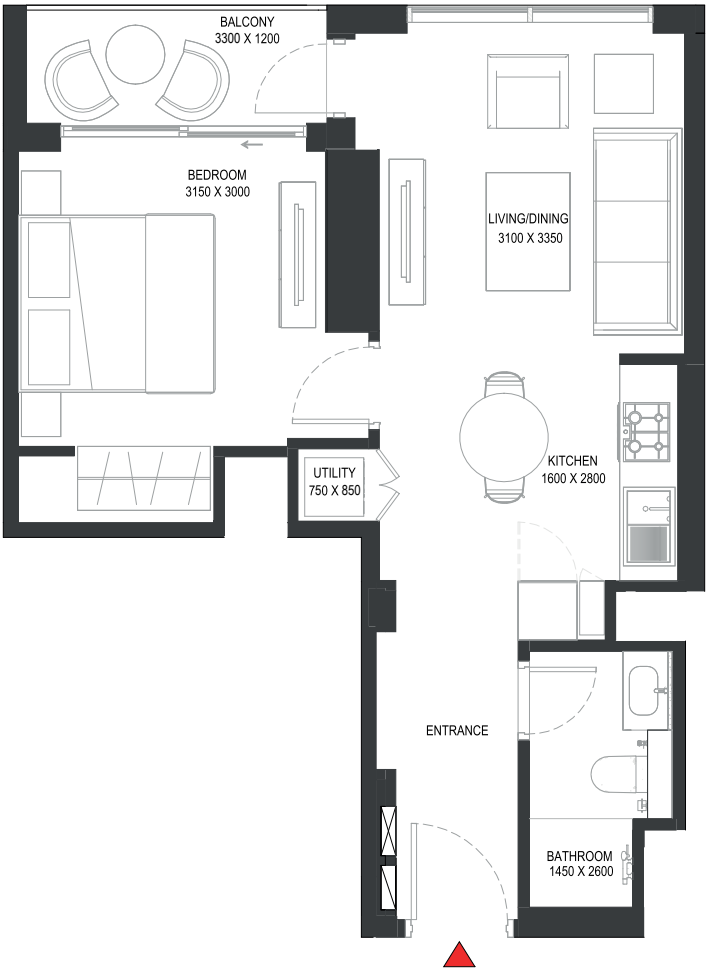
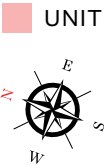
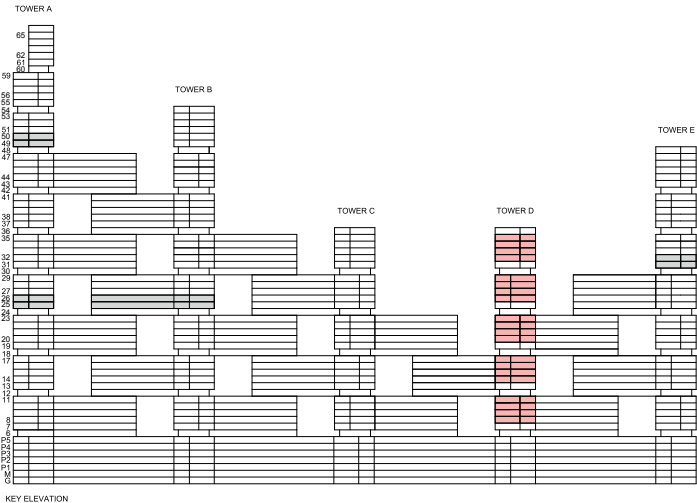
TOTAL SALEABLE AREA
SUITE = 488.47 SQ.FT.
BALCONY = 50.78 SQ.FT.
TOTAL = 539.25 SQ.FT.



Disclaimer: 1. All dimensions are in metric, measured to wall finishes. 2. All materials, dimensions & drawings are approximate. 3. Information is subject to change without notice, at developer's absolute discretion. 4. Actual area may vary from the stated area. 5. Drawing are not to scale. 6. All images used are for illustrative purpose only and do not represent the actual size, features, specifications, fittings and furnishings. 7. The developer reserves the right to make revisions/ alterations, at its absolute discretion, without any liability whatsoever.

1 BEDROOM APARTMENT
TYPE D (with balcony) VARIANT 3

TOTAL SALEABLE AREA
SUITE = 488.47 SQ.FT.
BALCONY = 50.78 SQ.FT.
TOTAL = 539.25 SQ.FT.



List of unit numbers with this unit plan:

VIEWS

Creek, Amenities

D805, D905, D1005, D1105

Creek, Golf Course, Amenities

D1405, D1505, D1605, D1705, D2005, D2105, D2205, D2305

Creek, Golf Course

D2605, D2705, D2805, D2905, D3205, D3305, D3405, D3505

Disclaimer: 1. All dimensions are in metric, measured to wall finishes. 2. All materials, dimensions & drawings are approximate. 3. Information is subject to change without notice, at developer's absolute discretion. 4. Actual area may vary from the stated area. 5. Drawing are not to scale. 6. All images used are for illustrative purpose only and do not represent the actual size, features, specifications, fittings and furnishings. 7. The developer reserves the right to make revisions/ alterations, at its absolute discretion, without any liability whatsoever.

1 BEDROOM APARTMENT

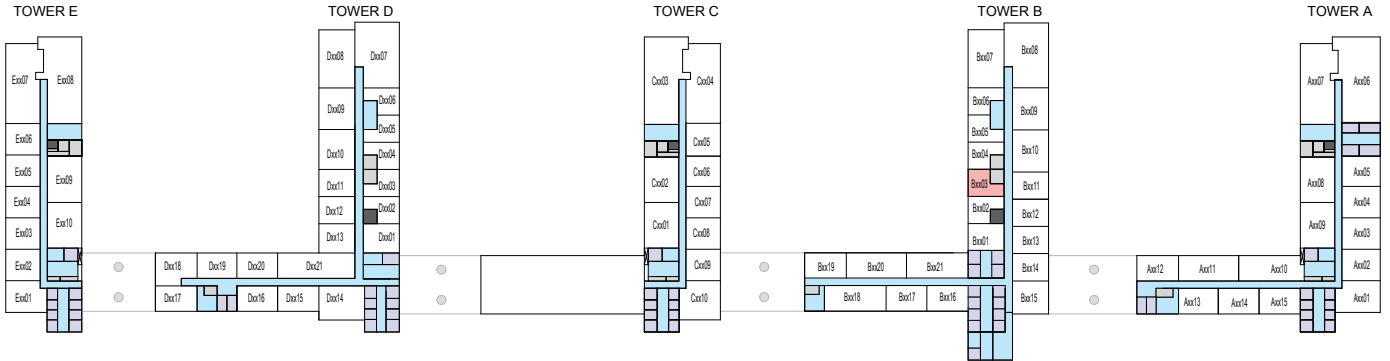
TYPE E (with balcony)

TOTAL SALEABLE AREA

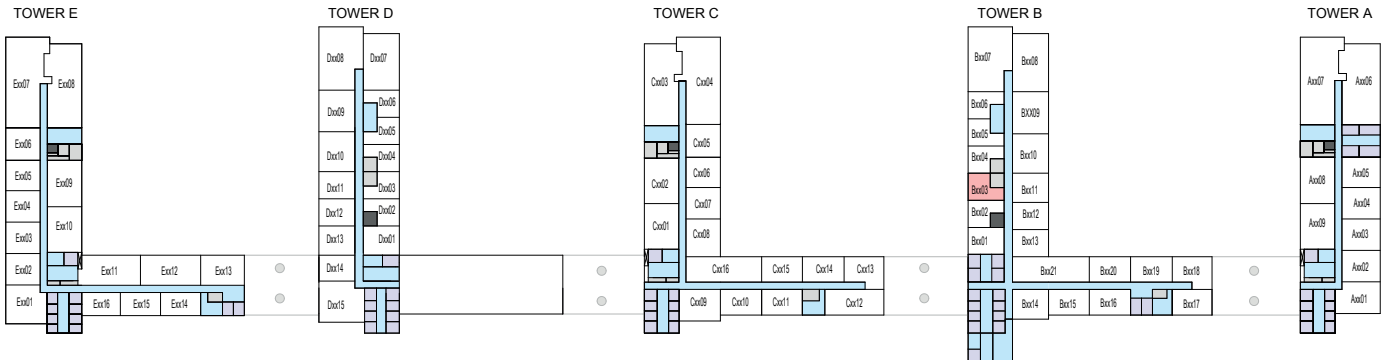
SUITE = 503.94 SQ.FT.

BALCONY = 45.08 SQ.FT.

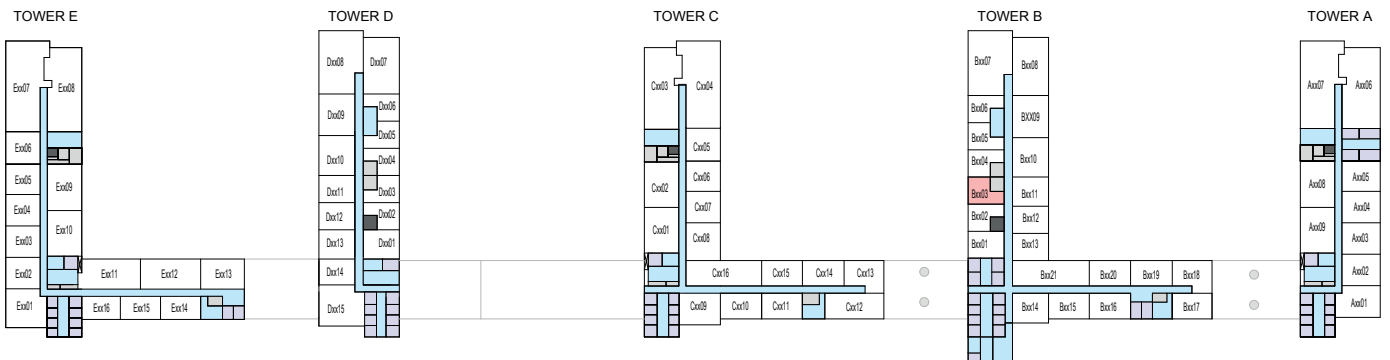
TOTAL = 549.02 SQ.FT.



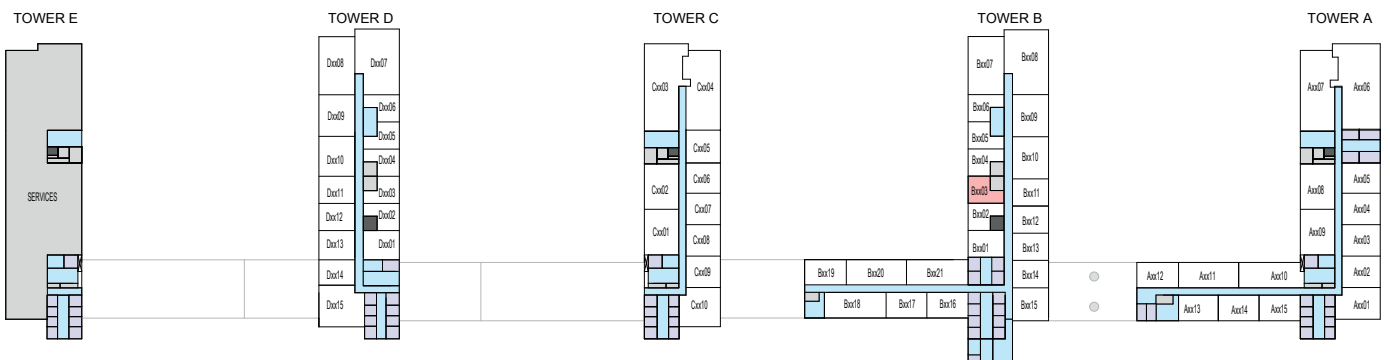
LEVEL 8-11,20-23



LEVEL 14-17



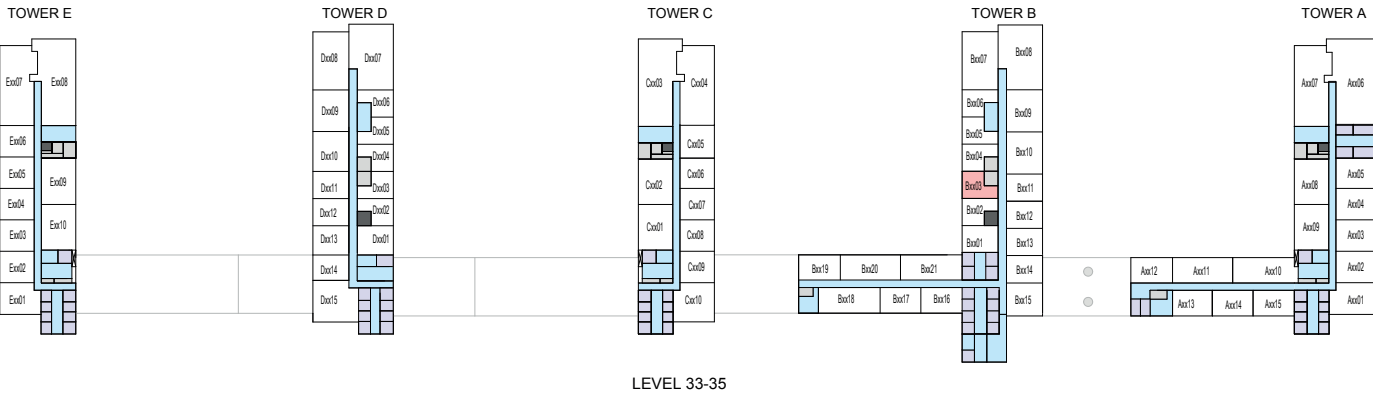
LEVEL 27-29



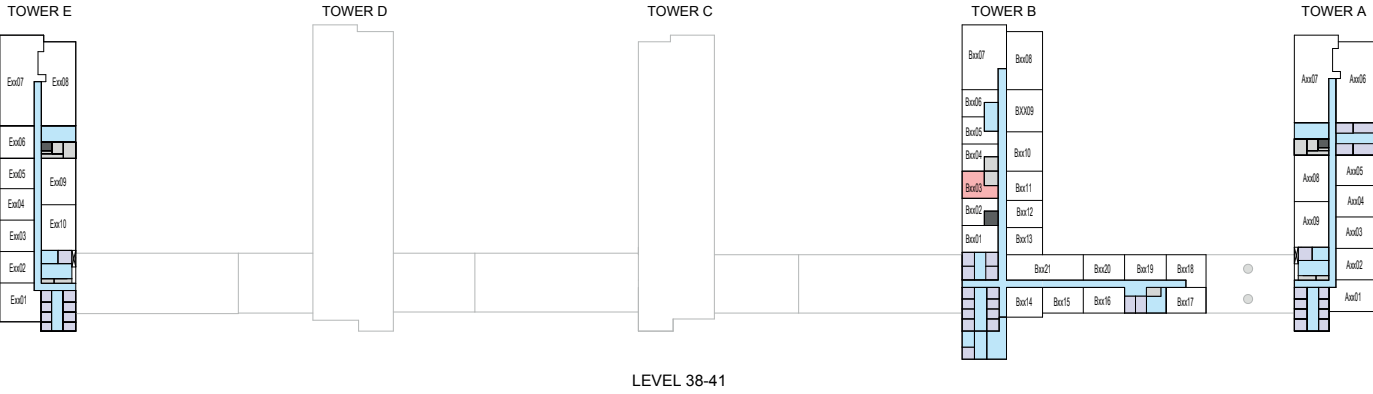
LEVEL 32

1 BEDROOM APARTMENT
TYPE E (with balcony)

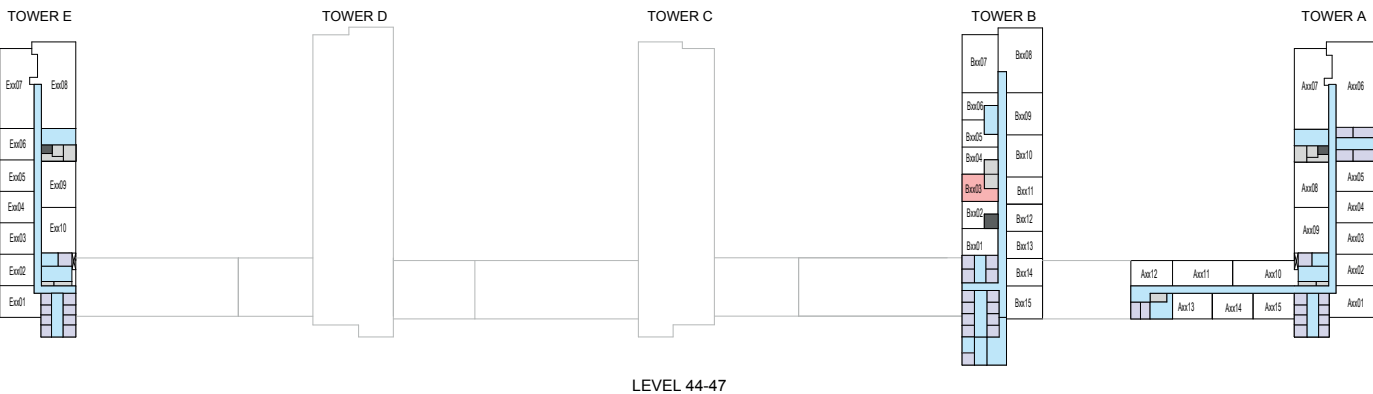
TOTAL SALEABLE AREA
SUITE = 503.94 SQ.FT.
BALCONY = 45.08 SQ.FT.
TOTAL = 549.02 SQ.FT.



LEVEL 33-35



LEVEL 38-41



LEVEL 44-47

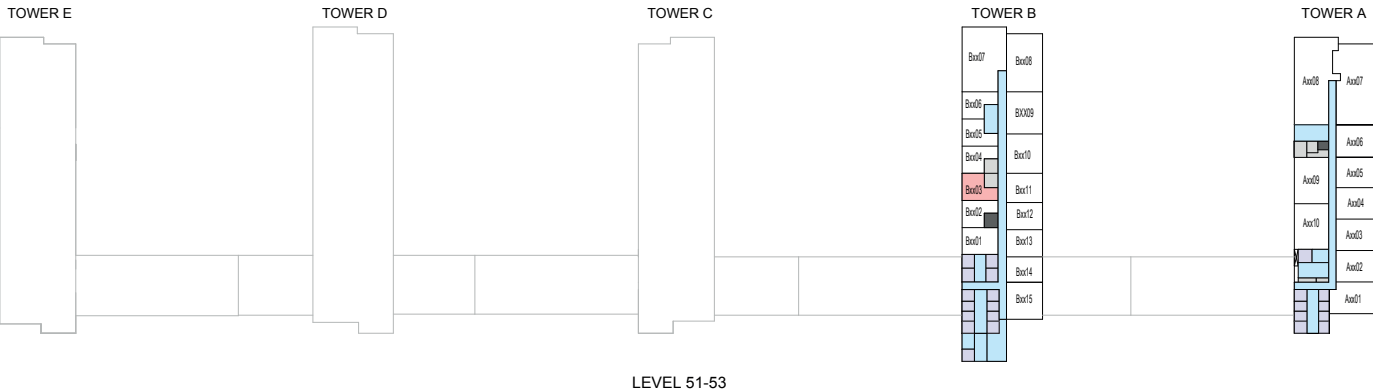


LEVEL 50

Disclaimer: 1. All dimensions are in metric, measured to wall finishes. 2. All materials, dimensions & drawings are approximate. 3. Information is subject to change without notice, at developer's absolute discretion. 4. Actual area may vary from the stated area. 5. Drawing are not to scale. 6. All images used are for illustrative purpose only and do not represent the actual size, features, specifications, fittings and furnishings. 7. The developer reserves the right to make revisions/ alterations, at its absolute discretion, without any liability whatsoever.

1 BEDROOM APARTMENT
TYPE E (with balcony)

TOTAL SALEABLE AREA
SUITE = 503.94 SQ.FT.
BALCONY = 45.08 SQ.FT.
TOTAL = 549.02 SQ.FT.

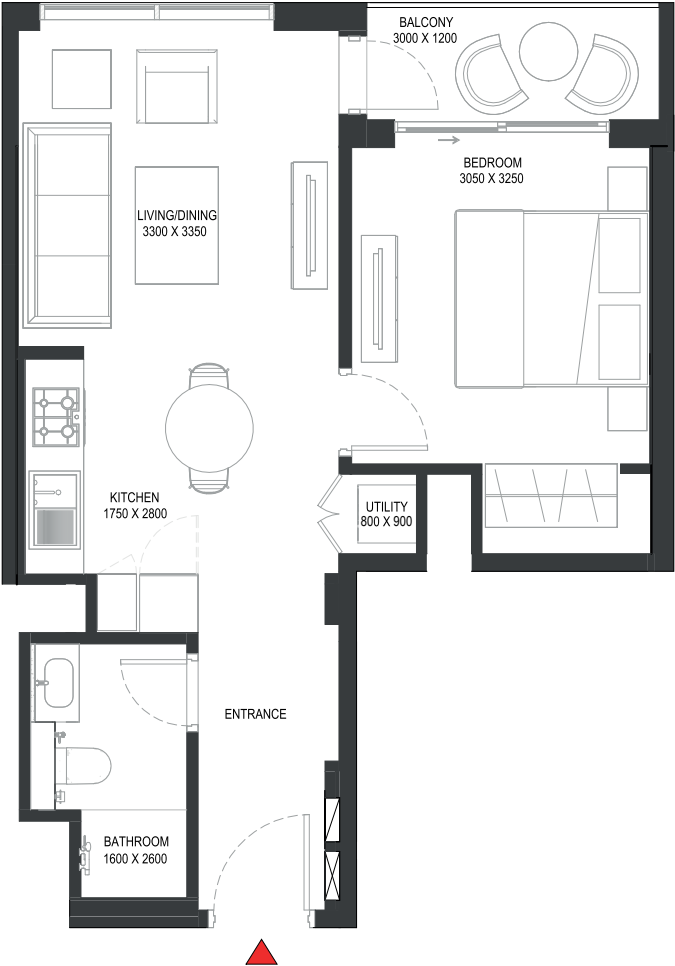
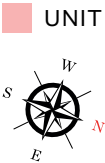
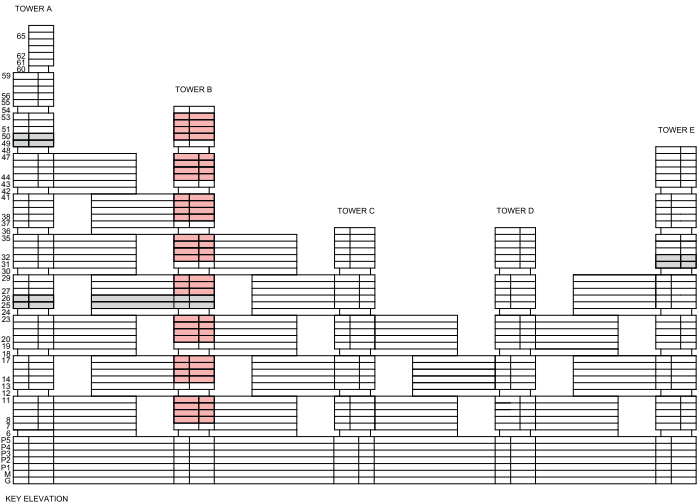


LEVEL 51-53

1 BEDROOM APARTMENT

TYPE E (with balcony)

TOTAL SALEABLE AREA
SUITE = 503.94 SQ.FT.
BALCONY = 45.08 SQ.FT.
TOTAL = 549.02 SQ.FT.



List of unit numbers with this unit plan:

VIEWS

Ras Al Khor, Amenities
B803, B903, B1003

Ras Al Khor, Golf Course, Amenities
B1103, B1403, B1503, B1603, B1703, B2003, B2103, B2203, B2303

Ras Al Khor, Golf Course, Water Body
B2703, B2803, B2903, B3203, B3303, B3403, B3503

Ras Al Khor, Golf Course
B3803, B3903, B4003, B4103, B4403, B4503, B4603, B4703

Downtown, Ras Al Khor, Golf Course
B5003, B5103, B5203, B5303

Disclaimer: 1. All dimensions are in metric, measured to wall finishes. 2. All materials, dimensions & drawings are approximate. 3. Information is subject to change without notice, at developer's absolute discretion. 4. Actual area may vary from the stated area. 5. Drawing are not to scale. 6. All images used are for illustrative purpose only and do not represent the actual size, features, specifications, fittings and furnishings. 7. The developer reserves the right to make revisions/ alterations, at its absolute discretion, without any liability whatsoever.

1 BEDROOM APARTMENT

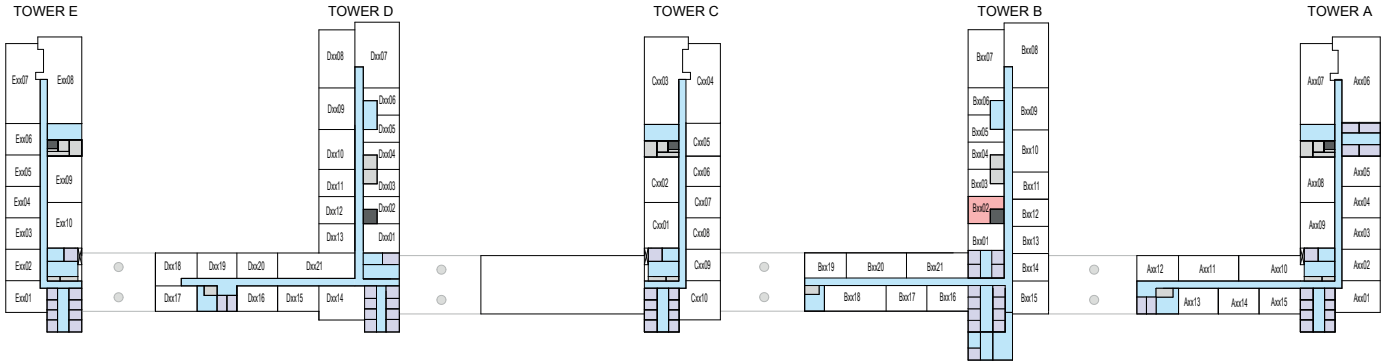
TYPE E (with balcony) VARIANT 1

TOTAL SALEABLE AREA

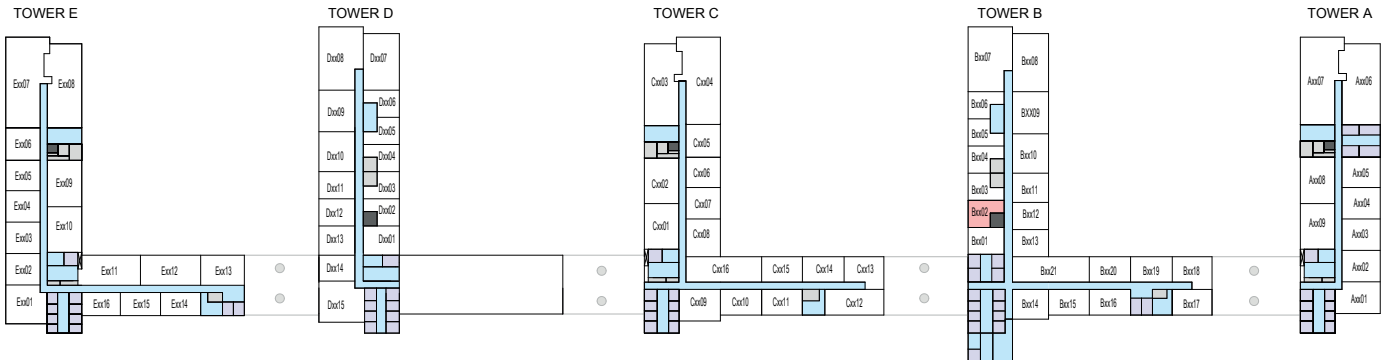
SUITE = 503.94 SQ.FT.

BALCONY = 45.08 SQ.FT.

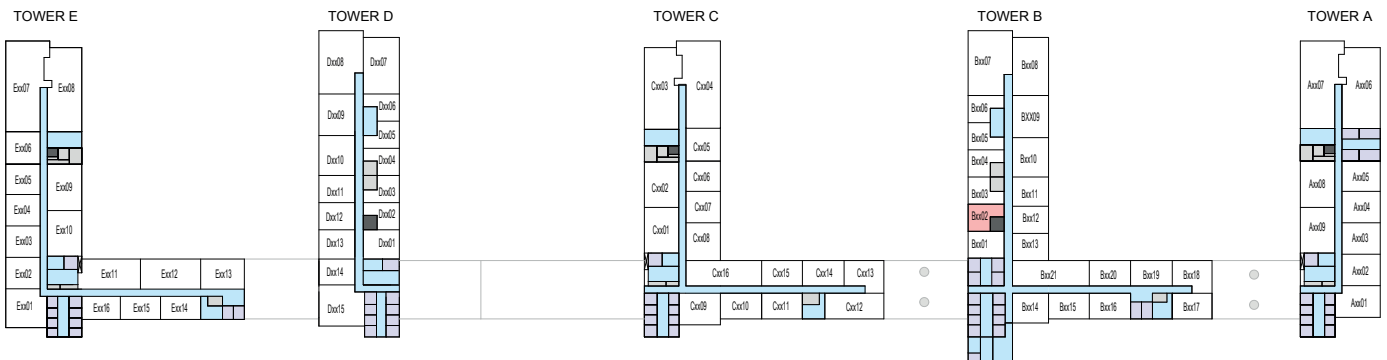
TOTAL = 549.02 SQ.FT.



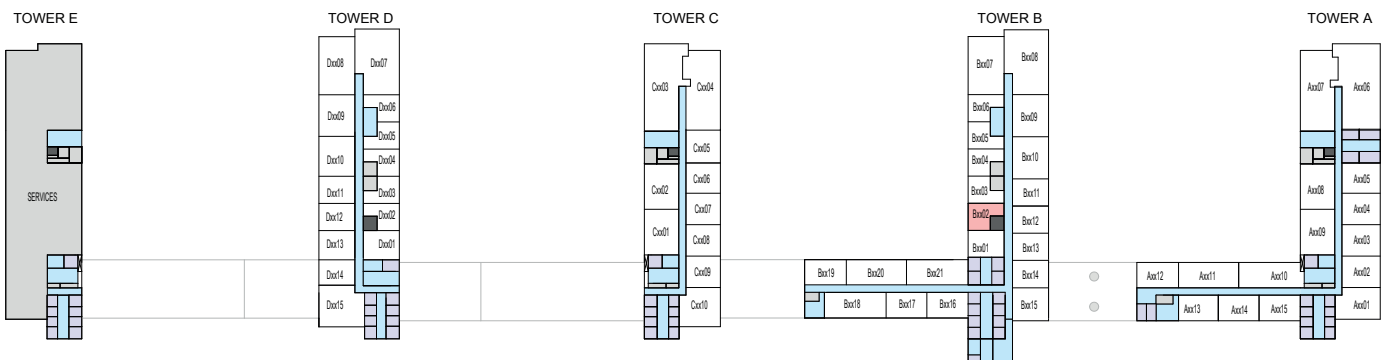
LEVEL 8-11,20-23



LEVEL 14-17



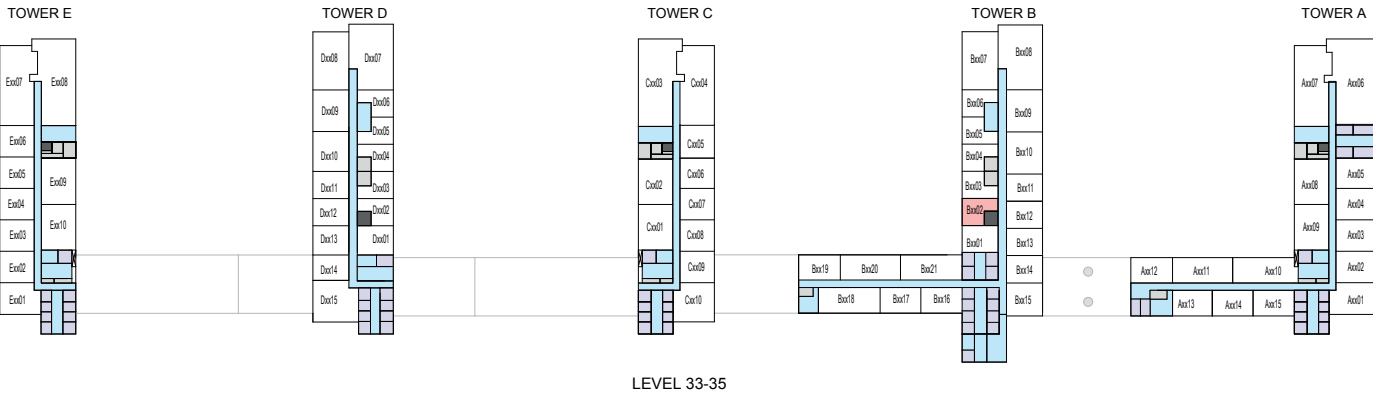
LEVEL 27-29



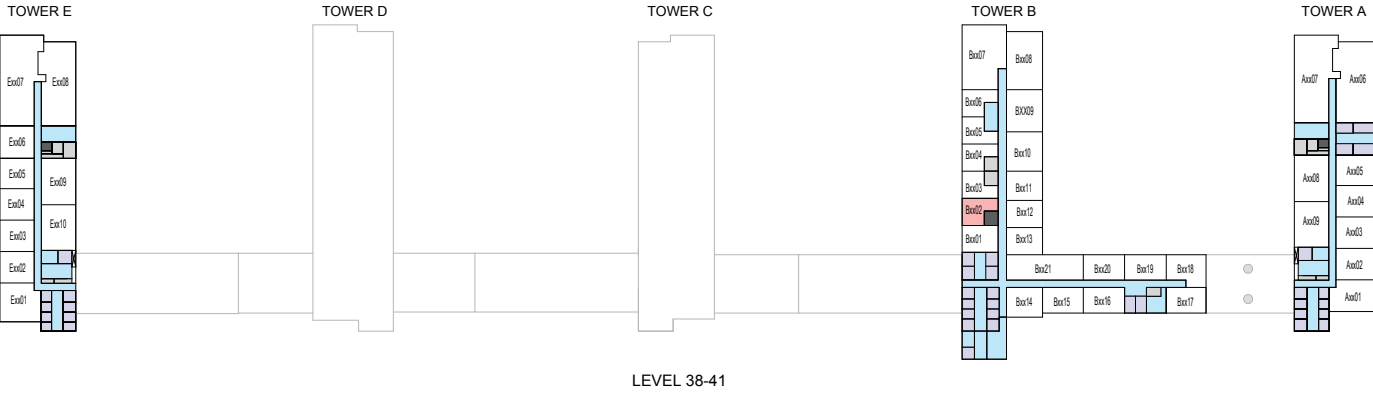
LEVEL 32

1 BEDROOM APARTMENT
TYPE E (with balcony) VARIANT 1

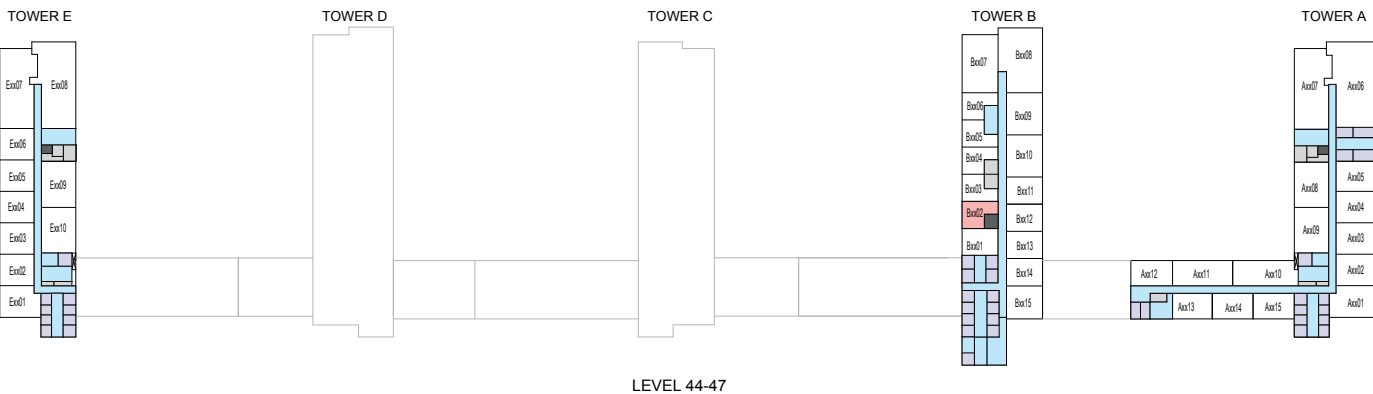
TOTAL SALEABLE AREA
SUITE = 503.94 SQ.FT.
BALCONY = 45.08 SQ.FT.
TOTAL = 549.02 SQ.FT.



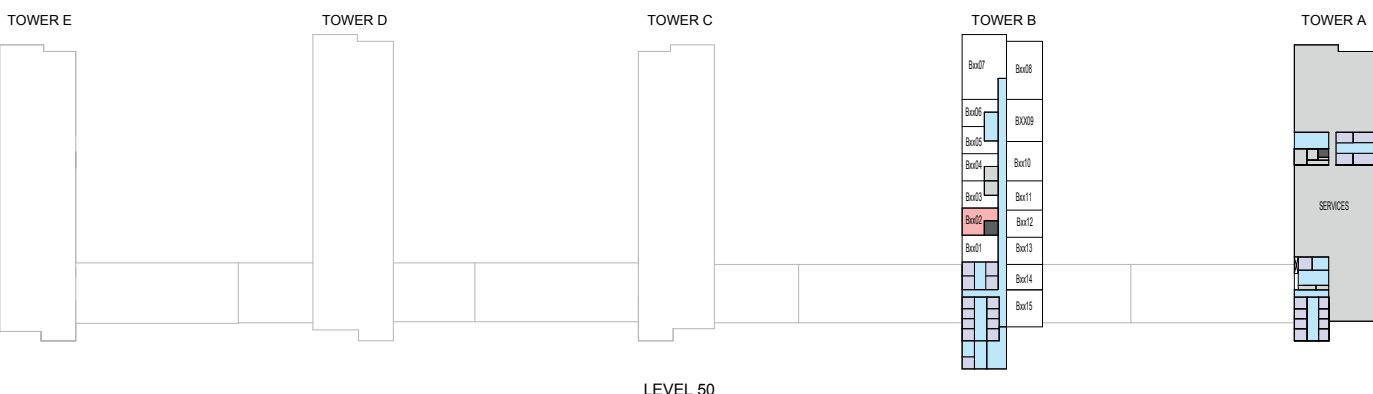
LEVEL 33-35



LEVEL 38-41



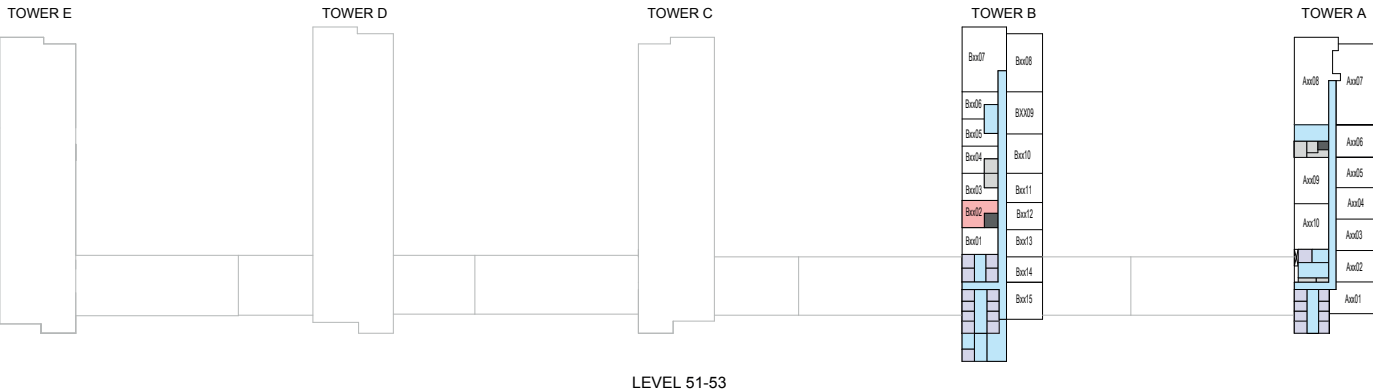
LEVEL 44-47



LEVEL 50

1 BEDROOM APARTMENT
TYPE E (with balcony) VARIANT 1

TOTAL SALEABLE AREA
SUITE = 503.94 SQ.FT.
BALCONY = 45.08 SQ.FT.
TOTAL = 549.02 SQ.FT.

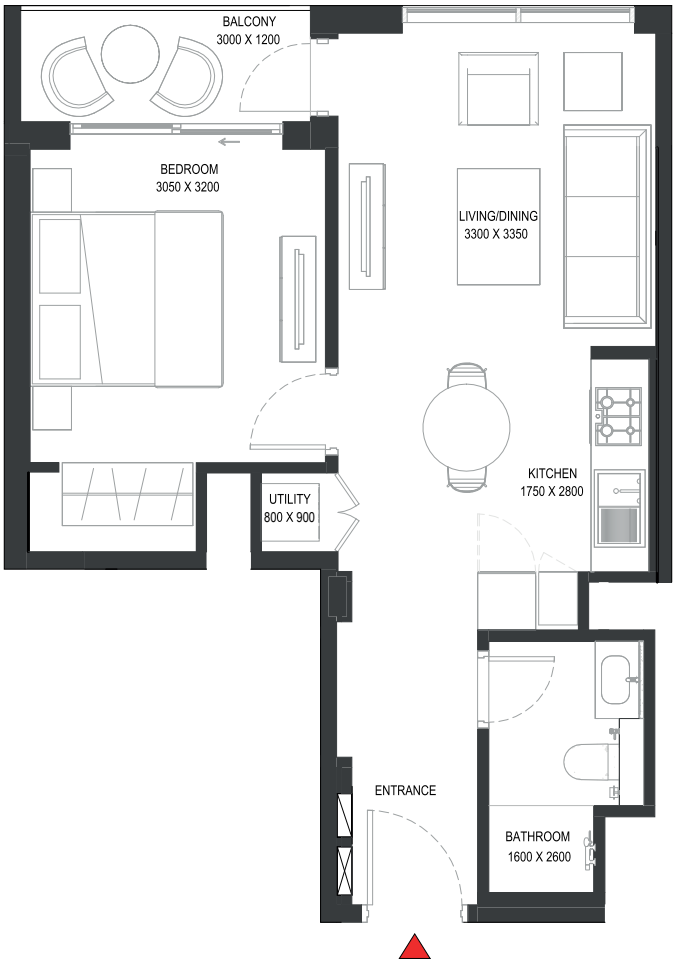
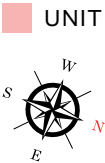
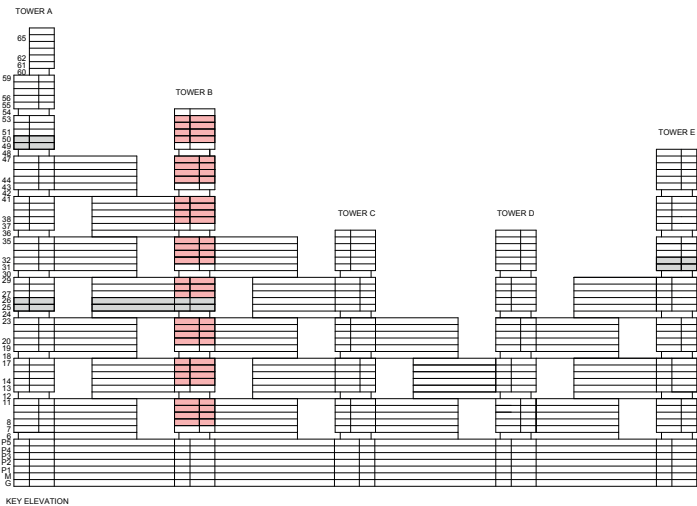


LEVEL 51-53

Disclaimer: 1. All dimensions are in metric, measured to wall finishes. 2. All materials, dimensions & drawings are approximate. 3. Information is subject to change without notice, at developer's absolute discretion. 4. Actual area may vary from the stated area. 5. Drawing are not to scale. 6. All images used are for illustrative purpose only and do not represent the actual size, features, specifications, fittings and furnishings. 7. The developer reserves the right to make revisions/ alterations, at its absolute discretion, without any liability whatsoever.

1 BEDROOM APARTMENT
TYPE E (with balcony) VARIANT 1

TOTAL SALEABLE AREA
SUITE = 503.94 SQ.FT.
BALCONY = 45.08 SQ.FT.
TOTAL = 549.02 SQ.FT.



List of unit numbers with this unit plan:

VIEWS

Ras Al Khor, Amenities
B802, B902, B1002

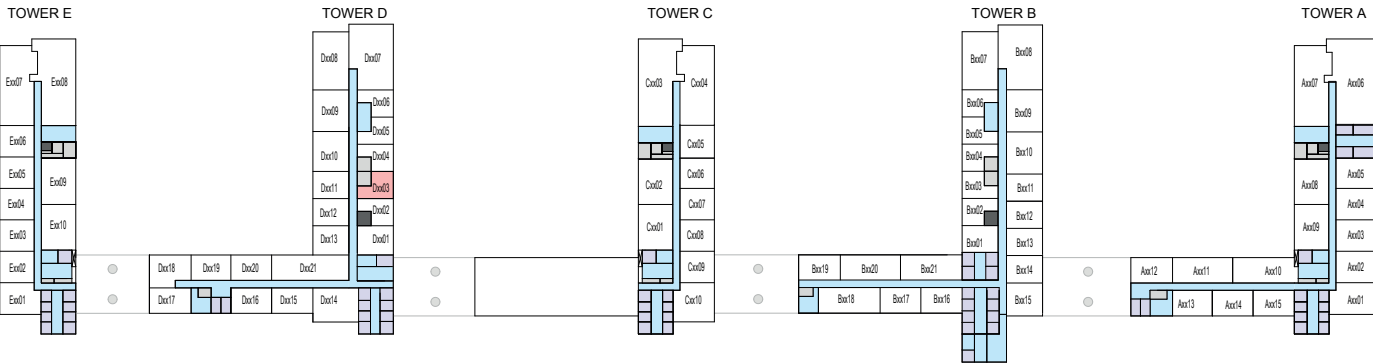
Ras Al Khor, Golf Course, Amenities
B1102, B1402, B1502, B1602, B1702, B2002, B2102, B2202, B2302

Ras Al Khor, Golf Course
B2702, B2802, B2902, B3202, B3302, B3402, B3502, B3802, B3902, B4002, B4102, B4402, B4502, B4602, B4702

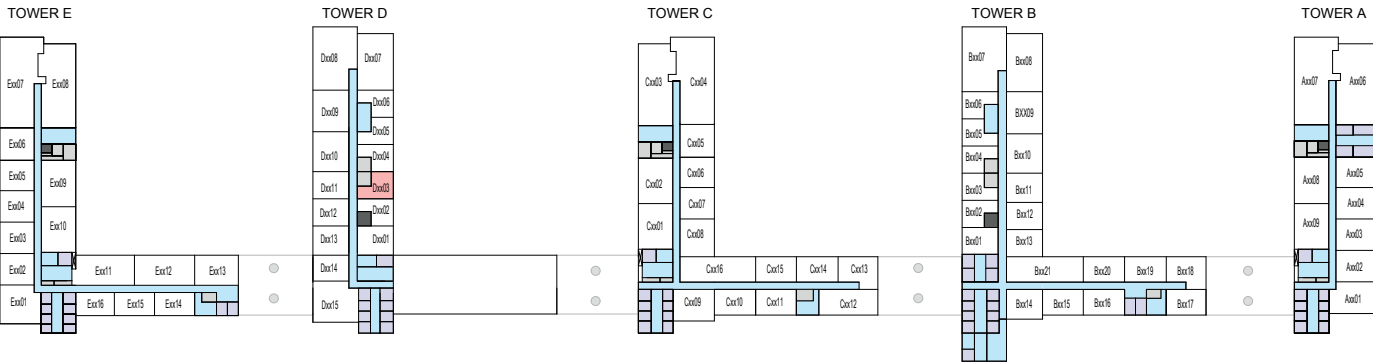
Downtown, Ras Al Khor, Golf Course
B5002, B5102, B5202, B5302

1 BEDROOM APARTMENT
TYPE E (with balcony) VARIANT 2

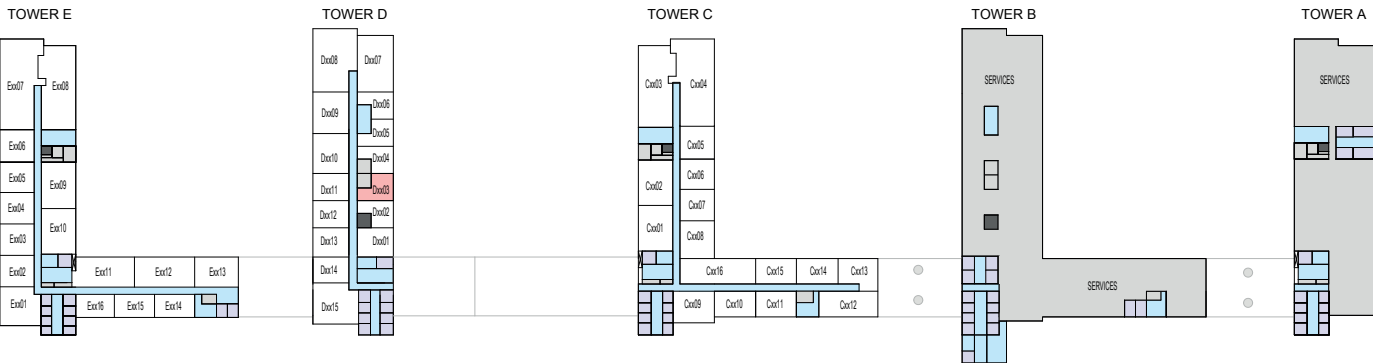
TOTAL SALEABLE AREA
SUITE = 505.37 SQ.FT.
BALCONY = 46.33 SQ.FT.
TOTAL = 551.70 SQ.FT.



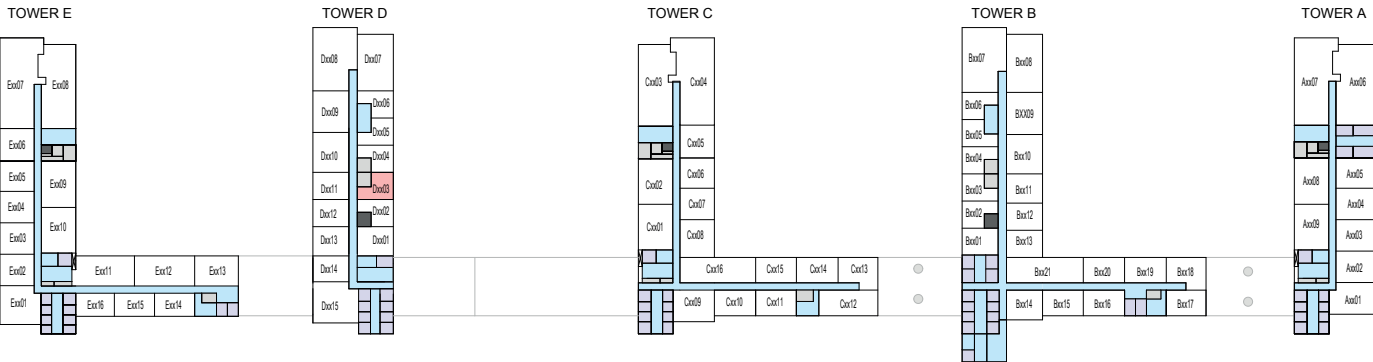
LEVEL 8-11,20-23



LEVEL 14-17



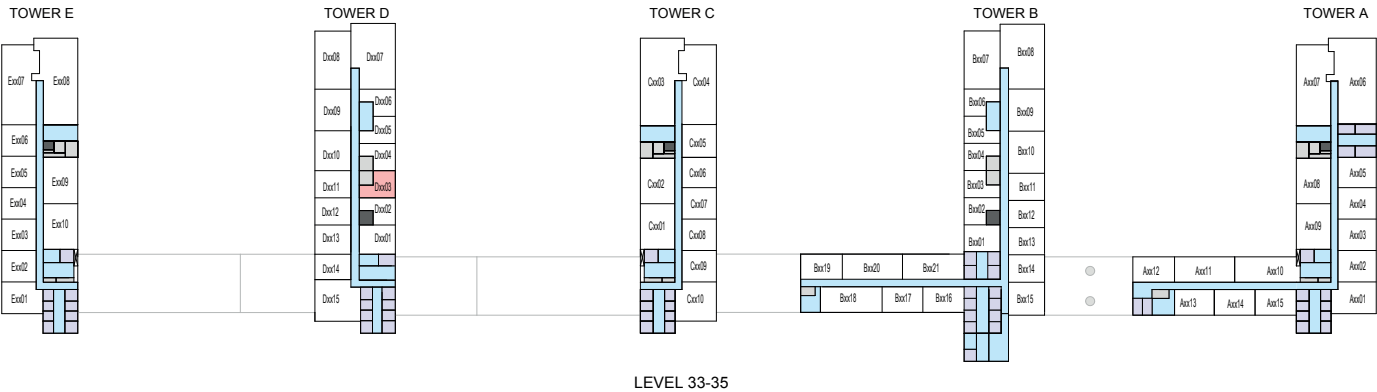
LEVEL 26



LEVEL 27-29

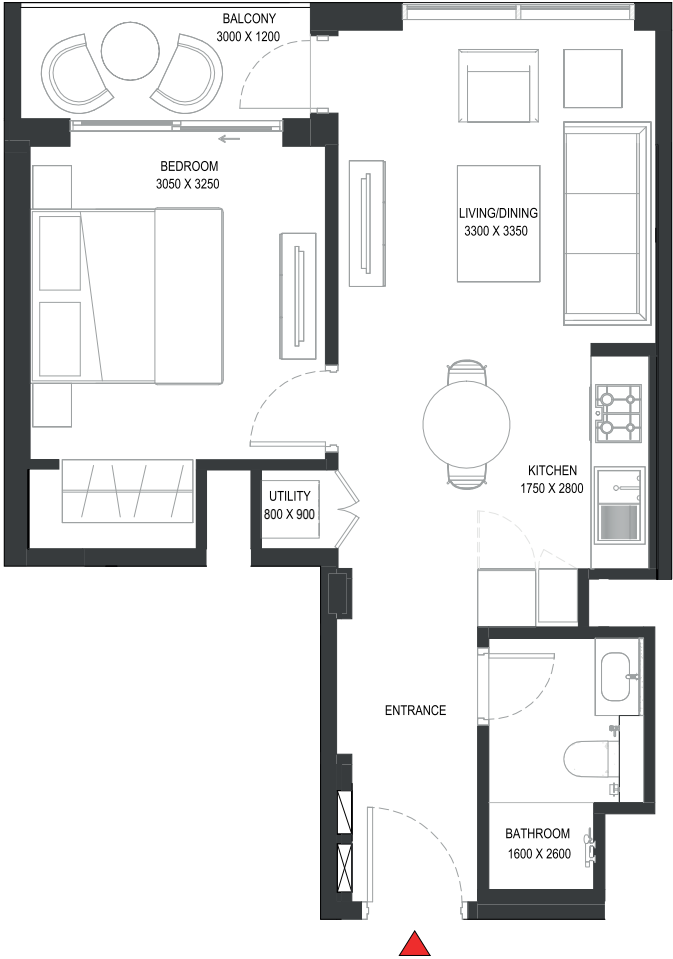
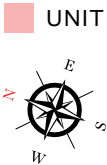
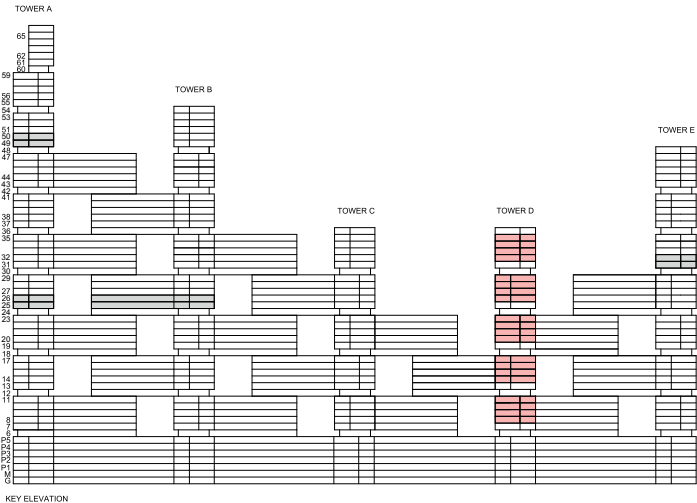
1 BEDROOM APARTMENT
TYPE E (with balcony) VARIANT 2

TOTAL SALEABLE AREA
SUITE = 505.37 SQ.FT.
BALCONY = 46.33 SQ.FT.
TOTAL = 551.70 SQ.FT.



1 BEDROOM APARTMENT
TYPE E (with balcony) VARIANT 2

TOTAL SALEABLE AREA
SUITE = 505.37 SQ.FT.
BALCONY = 46.33 SQ.FT.
TOTAL = 551.70 SQ.FT.



List of unit numbers with this unit plan:

VIEWS

Creek, Amenities

D803, D903, D1003, D1103

Creek, Golf Course, Amenities

D1403, D1503, D1603, D1703, D2003, D2103, D2203, D2303

Creek, Golf Course

D2603, D2703, D2803, D2903, D3203, D3303, D3403, D3503

Disclaimer: 1. All dimensions are in metric, measured to wall finishes. 2. All materials, dimensions & drawings are approximate. 3. Information is subject to change without notice, at developer's absolute discretion. 4. Actual area may vary from the stated area. 5. Drawing are not to scale. 6. All images used are for illustrative purpose only and do not represent the actual size, features, specifications, fittings and furnishings. 7. The developer reserves the right to make revisions/ alterations, at its absolute discretion, without any liability whatsoever.

1 BEDROOM APARTMENT

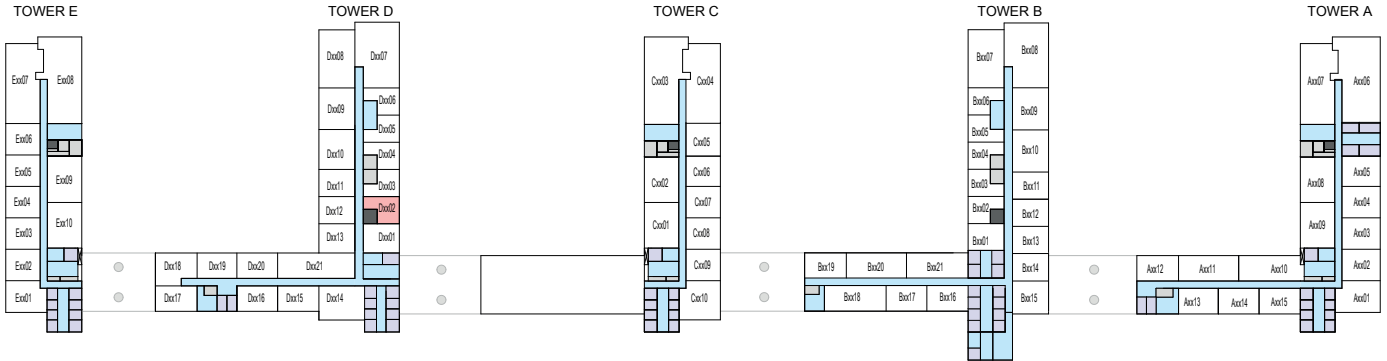
TYPE E (with balcony) VARIANT 3

TOTAL SALEABLE AREA

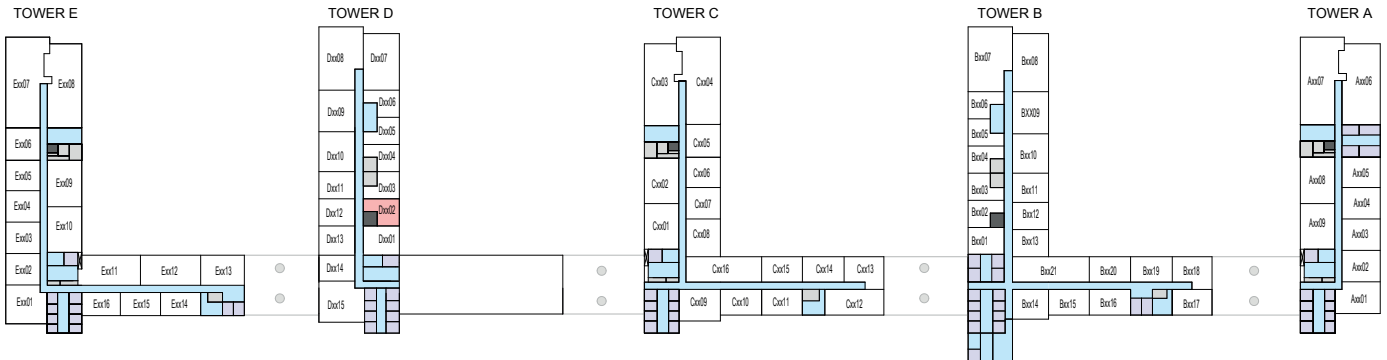
SUITE = 504.29 SQ.FT.

BALCONY = 46.33 SQ.FT.

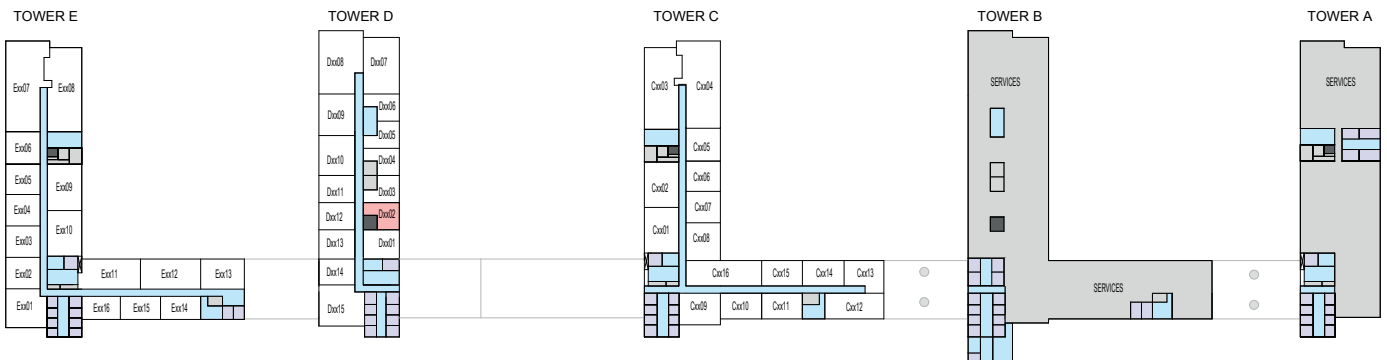
TOTAL = 550.62 SQ.FT.



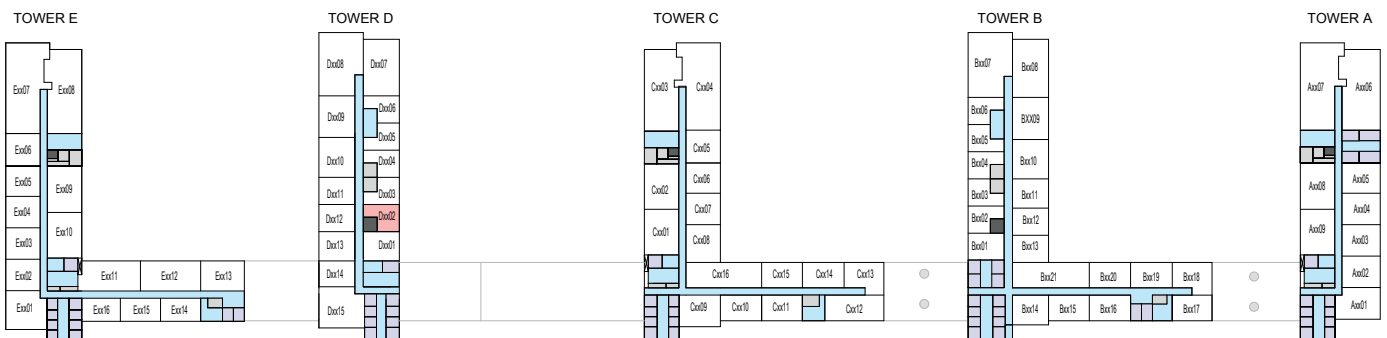
LEVEL 8-11,20-23



LEVEL 14-17



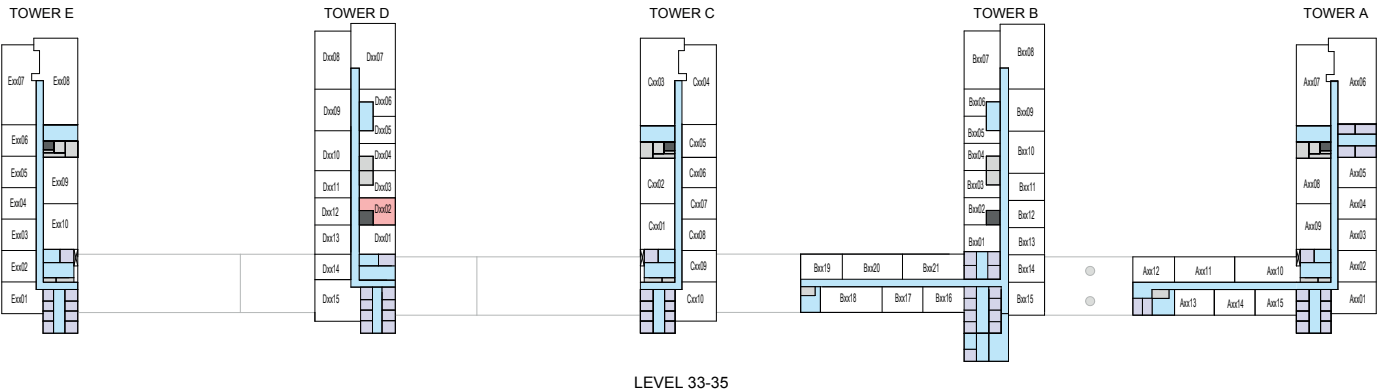
LEVEL 26



LEVEL 27-29

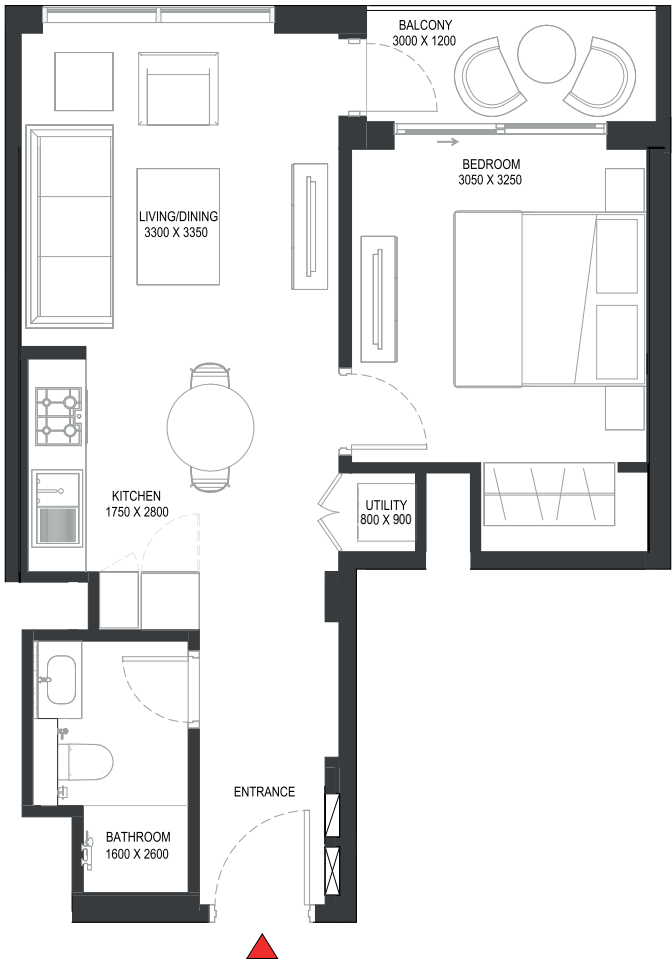
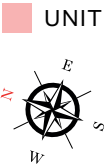
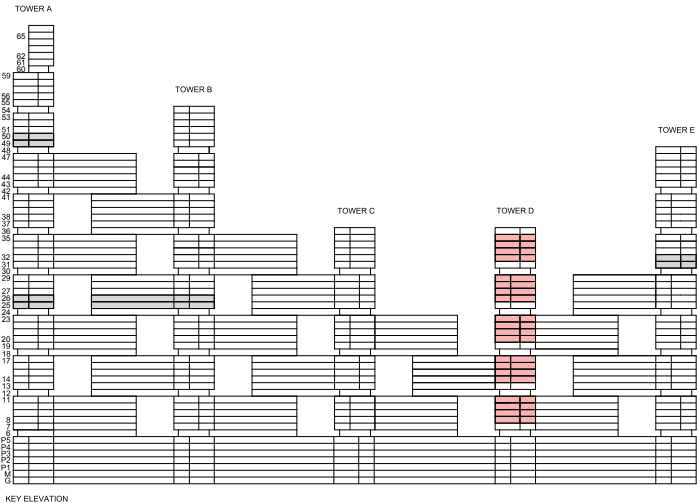
1 BEDROOM APARTMENT
TYPE E (with balcony) VARIANT 3

TOTAL SALEABLE AREA
SUITE = 504.29 SQ.FT.
BALCONY = 46.33 SQ.FT.
TOTAL = 550.62 SQ.FT.



1 BEDROOM APARTMENT
TYPE E (with balcony) VARIANT 3

TOTAL SALEABLE AREA
SUITE = 504.29 SQ.FT.
BALCONY = 46.33 SQ.FT.
TOTAL = 550.62 SQ.FT.



List of unit numbers with this unit plan:

VIEWS

Creek, Amenities

D802, D902, D1002, D1102

Creek, Golf Course, Amenities

D1402, D1502, D1602, D1702, D2002, D2102, D2202, D2302

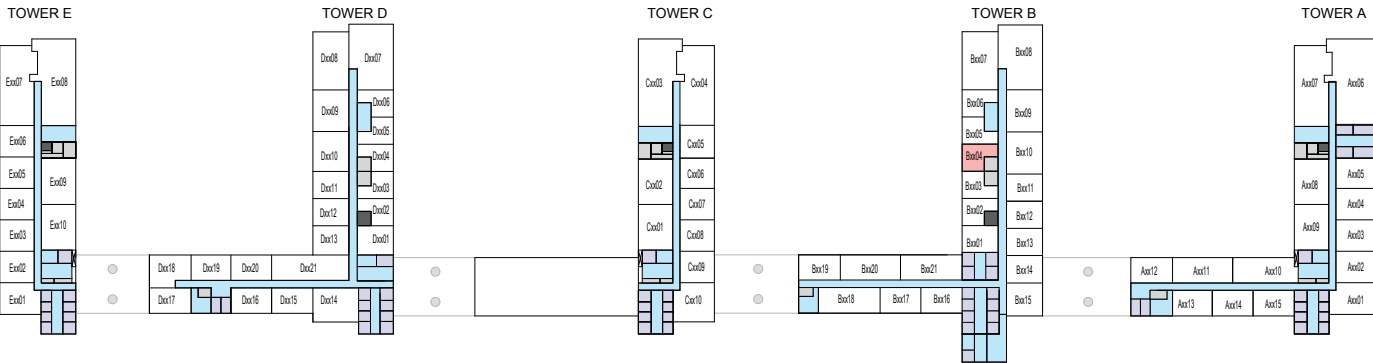
Creek, Golf Course

D2602, D2702, D2802, D2902, D3202, D3302, D3402, D3502

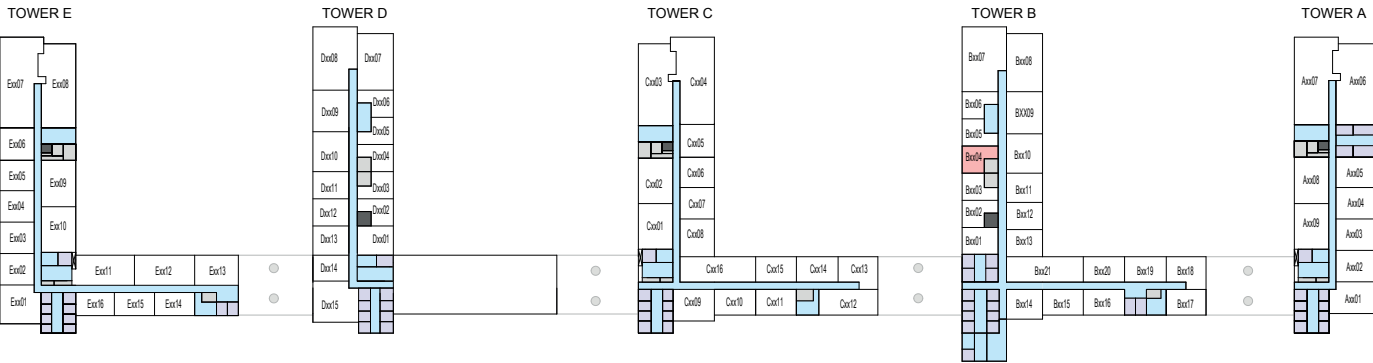
Disclaimer: 1. All dimensions are in metric, measured to wall finishes. 2. All materials, dimensions & drawings are approximate. 3. Information is subject to change without notice, at developer's absolute discretion. 4. Actual area may vary from the stated area. 5. Drawing are not to scale. 6. All images used are for illustrative purpose only and do not represent the actual size, features, specifications, fittings and furnishings. 7. The developer reserves the right to make revisions/ alterations, at its absolute discretion, without any liability whatsoever.

1 BEDROOM APARTMENT
TYPE F (with balcony)

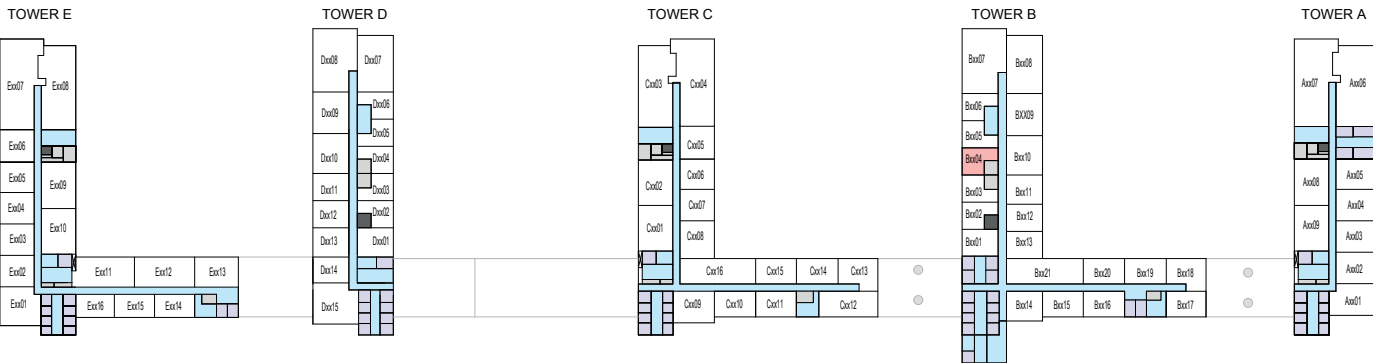
TOTAL SALEABLE AREA
SUITE = 508.06 SQ.FT.
BALCONY = 45.35 SQ.FT.
TOTAL = 553.41 SQ.FT.



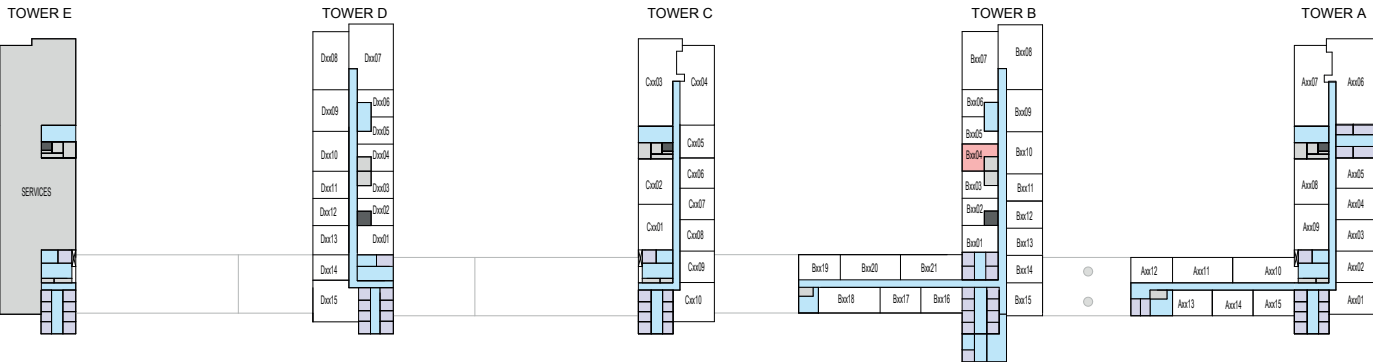
LEVEL 8-11,20-23



LEVEL 14-17



LEVEL 27-29

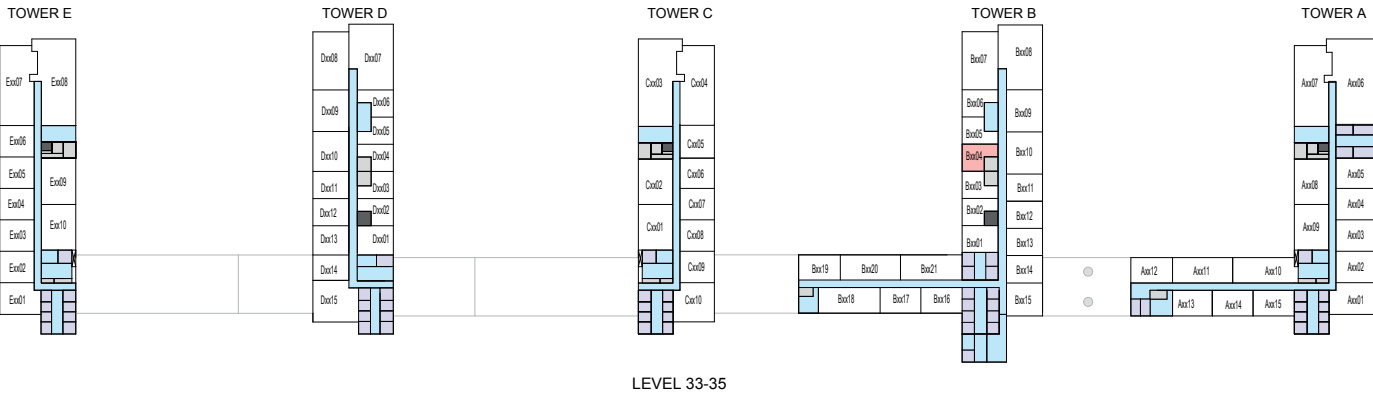


LEVEL 32

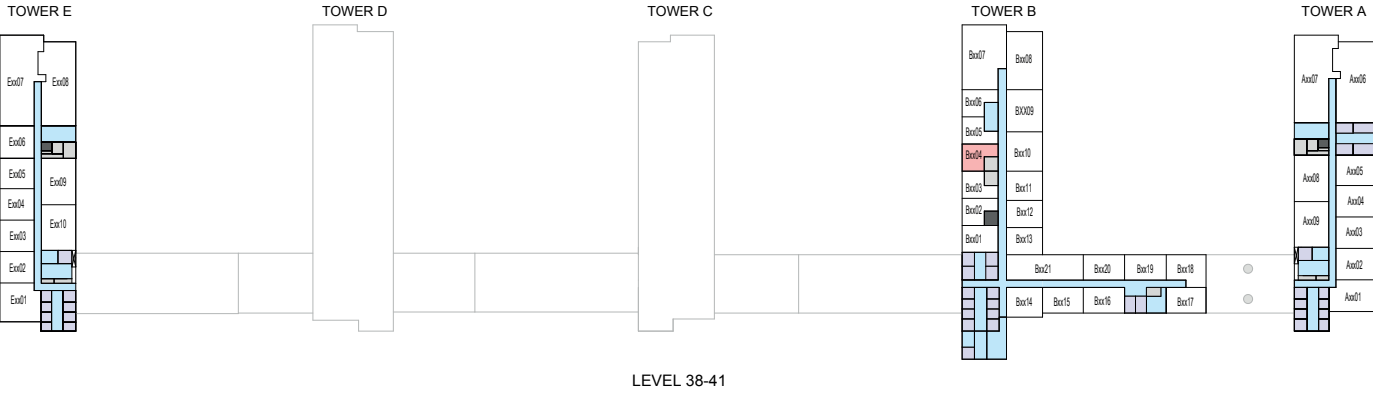
Disclaimer: 1. All dimensions are in metric, measured to wall finishes. 2. All materials, dimensions & drawings are approximate. 3. Information is subject to change without notice, at developer's absolute discretion. 4. Actual area may vary from the stated area. 5. Drawing are not to scale. 6. All images used are for illustrative purpose only and do not represent the actual size, features, specifications, fittings and furnishings. 7. The developer reserves the right to make revisions/ alterations, at its absolute discretion, without any liability whatsoever.

1 BEDROOM APARTMENT
TYPE F (with balcony)

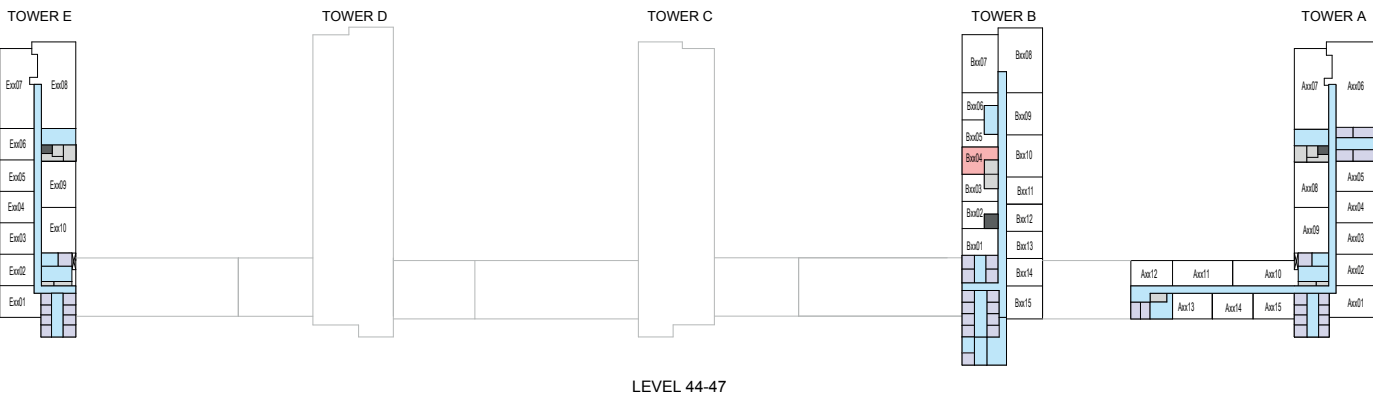
TOTAL SALEABLE AREA
SUITE = 508.06 SQ.FT.
BALCONY = 45.35 SQ.FT.
TOTAL = 553.41 SQ.FT.



LEVEL 33-35



LEVEL 38-41



LEVEL 44-47

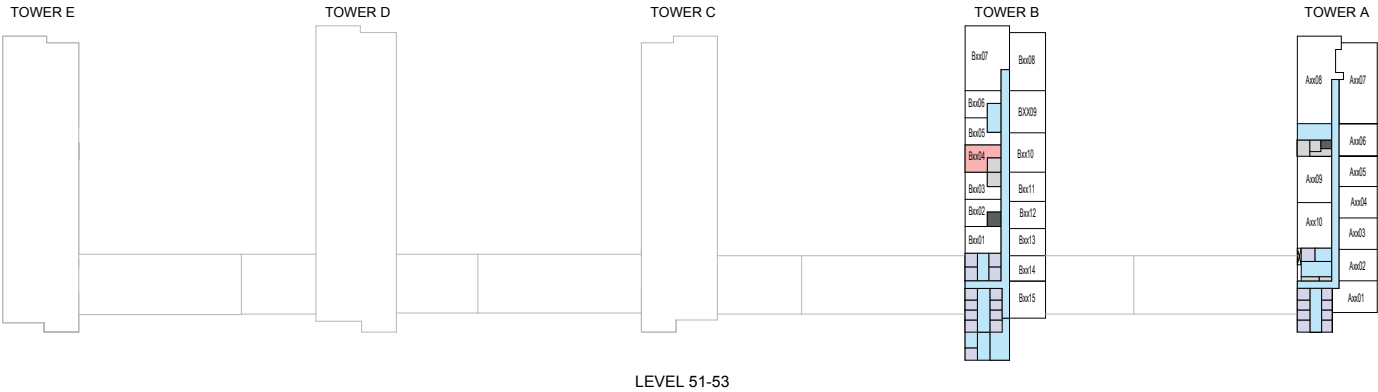


LEVEL 50

Disclaimer: 1. All dimensions are in metric, measured to wall finishes. 2. All materials, dimensions & drawings are approximate. 3. Information is subject to change without notice, at developer's absolute discretion. 4. Actual area may vary from the stated area. 5. Drawing are not to scale. 6. All images used are for illustrative purpose only and do not represent the actual size, features, specifications, fittings and furnishings. 7. The developer reserves the right to make revisions/ alterations, at its absolute discretion, without any liability whatsoever.

1 BEDROOM APARTMENT
TYPE F (with balcony)

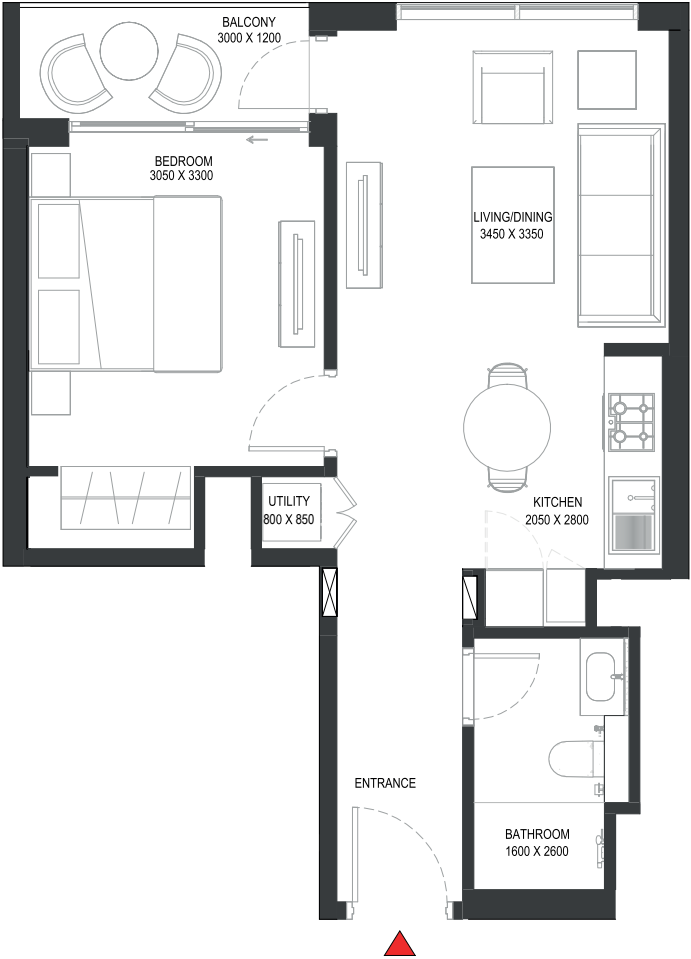
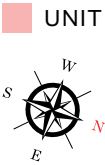
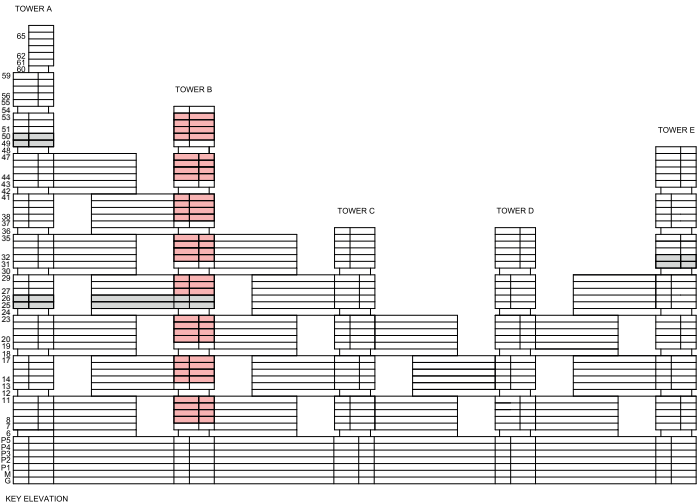
TOTAL SALEABLE AREA
SUITE = 508.06 SQ.FT.
BALCONY = 45.35 SQ.FT.
TOTAL = 553.41 SQ.FT.



1 BEDROOM APARTMENT

TYPE F (with balcony)

TOTAL SALEABLE AREA
SUITE = 508.06 SQ.FT.
BALCONY = 45.35 SQ.FT.
TOTAL = 553.41 SQ.FT.



List of unit numbers with this unit plan:

- VIEWS**
- Ras Al Khor, Amenities**
B804, B904, B1004
- Ras Al Khor, Golf Course, Amenities**
B1104, B1404, B1504, B1604, B1704, B2004, B2104, B2204, B2304
- Ras Al Khor, Golf Course, Water Body**
B2704, B2804, B2904, B3204, B3304, B3404, B3504
- Ras Al Khor, Golf Course**
B3804, B3904, B4004, B4104, B4404, B4504, B4604, B4704
- Downtown, Ras Al Khor, Golf Course**
B5004, B5104, B5204, B5304

Disclaimer: 1. All dimensions are in metric, measured to wall finishes. 2. All materials, dimensions & drawings are approximate. 3. Information is subject to change without notice, at developer's absolute discretion. 4. Actual area may vary from the stated area. 5. Drawing are not to scale. 6. All images used are for illustrative purpose only and do not represent the actual size, features, specifications, fittings and furnishings. 7. The developer reserves the right to make revisions/ alterations, at its absolute discretion, without any liability whatsoever.

1 BEDROOM APARTMENT

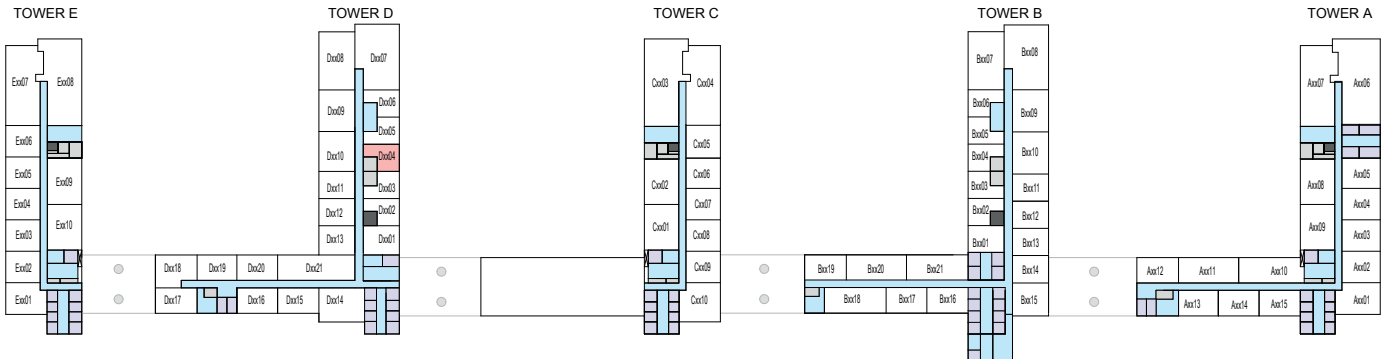
TYPE F (with balcony) VARIANT 1

TOTAL SALEABLE AREA

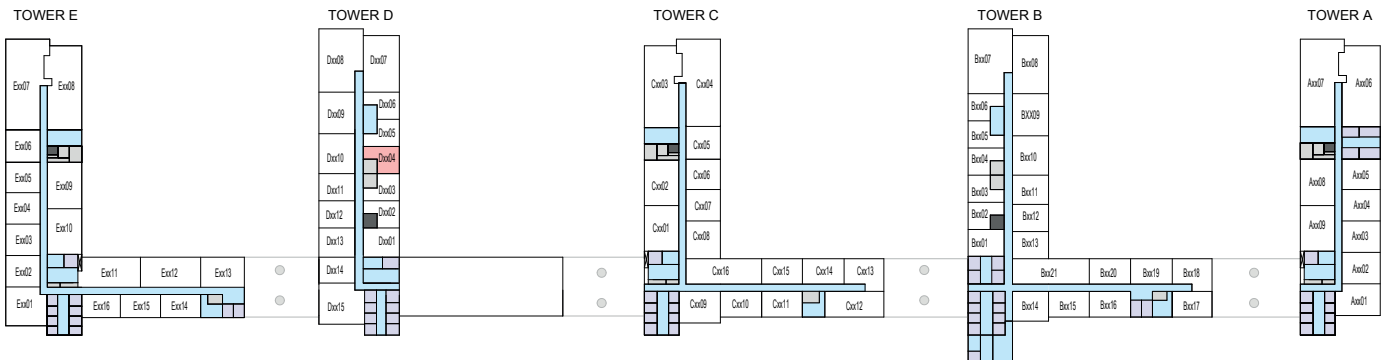
SUITE = 508.38 SQ.FT.

BALCONY = 46.28 SQ.FT.

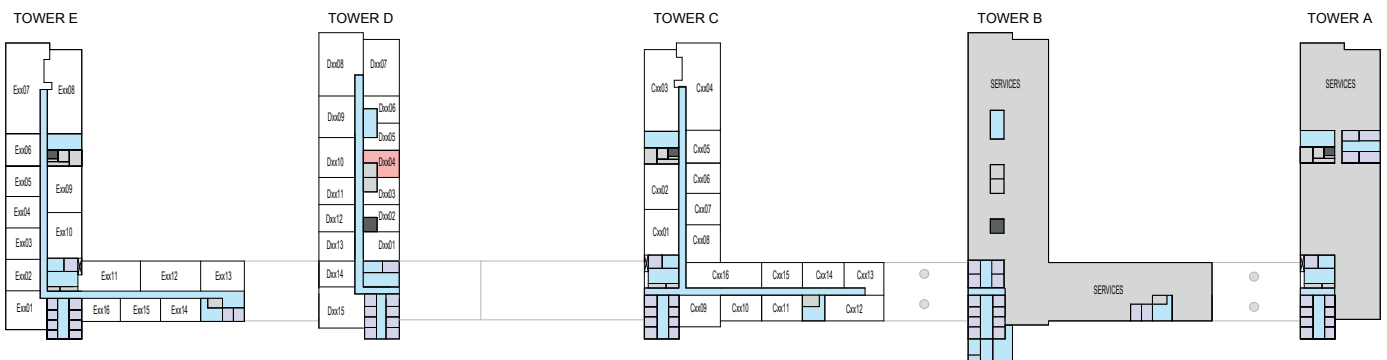
TOTAL = 554.66 SQ.FT.



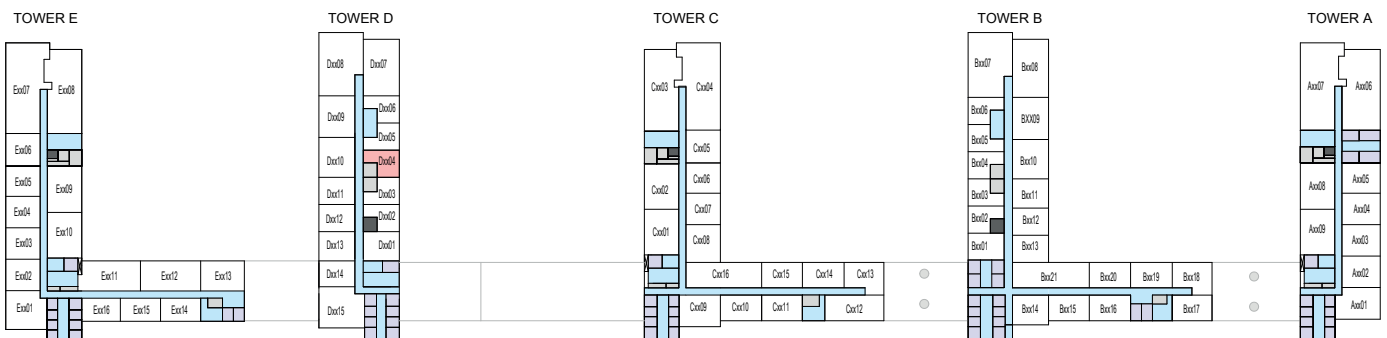
LEVEL 8-11,20-23



LEVEL 14-17



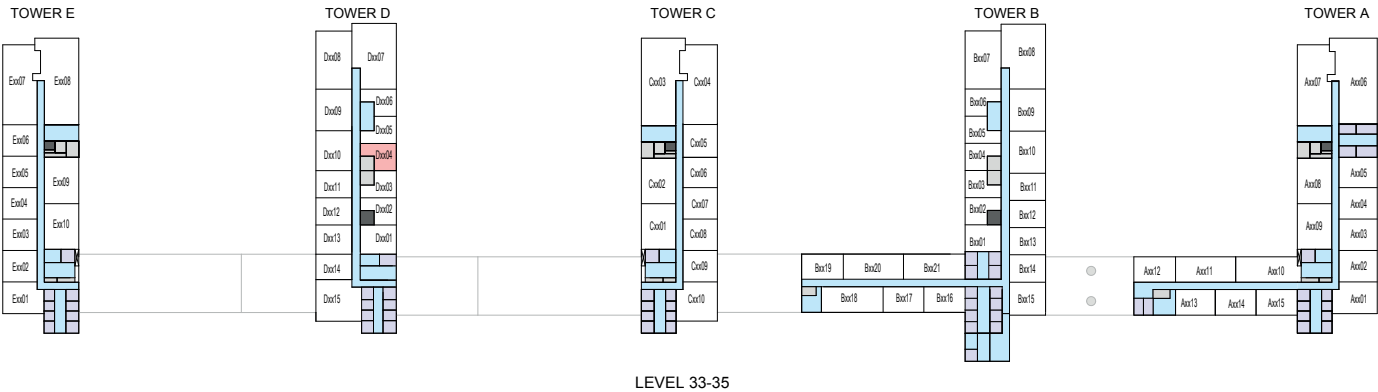
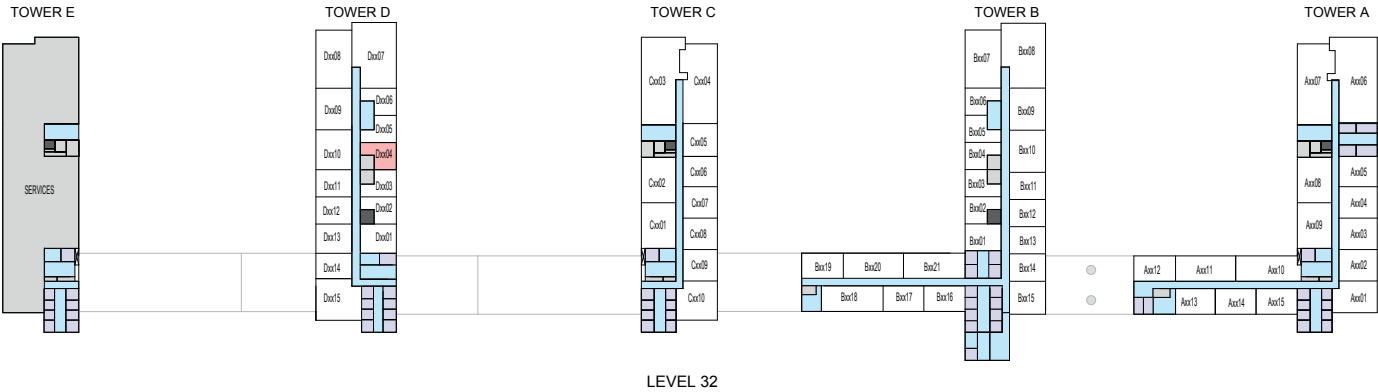
LEVEL 26



LEVEL 27-29

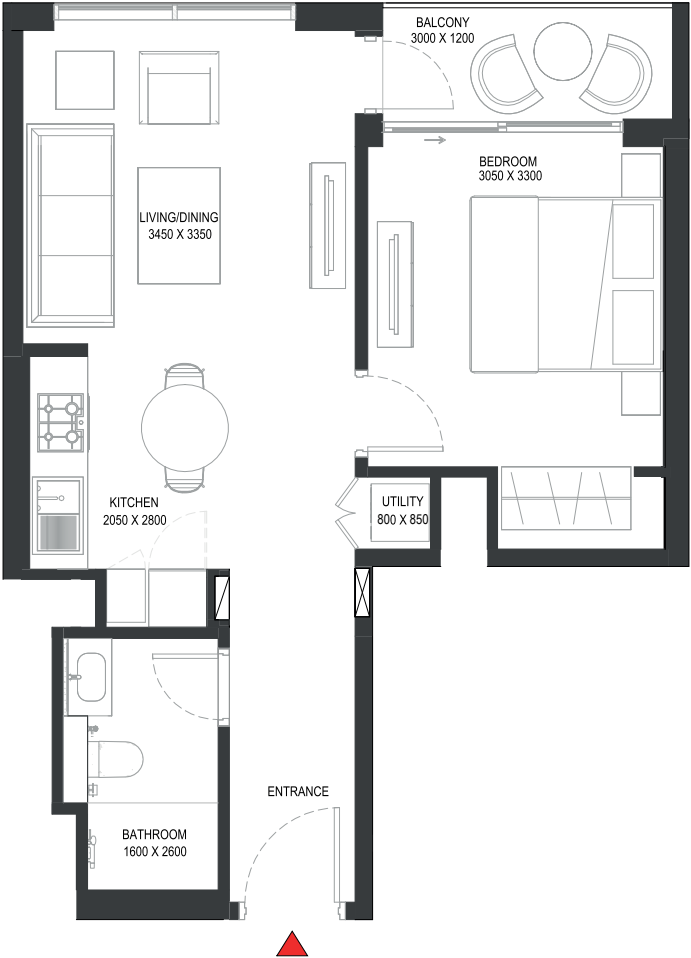
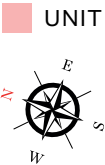
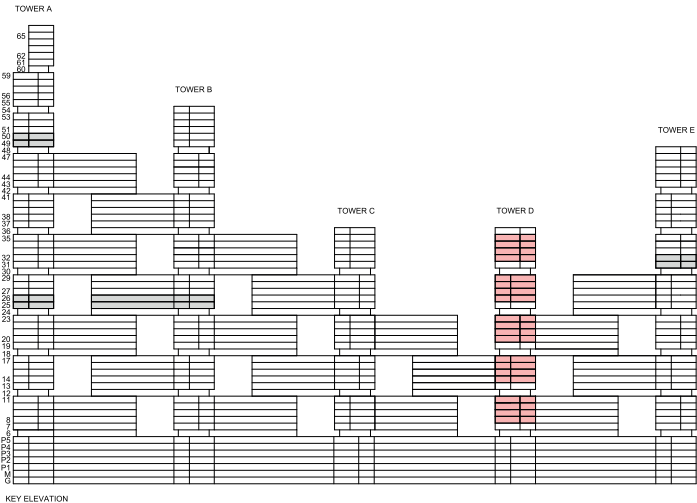
1 BEDROOM APARTMENT
TYPE F (with balcony) VARIANT 1

TOTAL SALEABLE AREA
SUITE = 508.38 SQ.FT.
BALCONY = 46.28 SQ.FT.
TOTAL = 554.66 SQ.FT.



1 BEDROOM APARTMENT
TYPE F (with balcony) VARIANT 1

TOTAL SALEABLE AREA
SUITE = 508.38 SQ.FT.
BALCONY = 46.28 SQ.FT.
TOTAL = 554.66 SQ.FT.



List of unit numbers with this unit plan:

VIEWS

Creek, Amenities

D804, D904, D1004, D1104

Creek, Golf Course, Amenities

D1404, D1504, D1604, D1704, D2004, D2104, D2204, D2304

Creek, Golf Course

D2604, D2704, D2804, D2904, D3204, D3304, D3404, D3504

Disclaimer: 1. All dimensions are in metric, measured to wall finishes. 2. All materials, dimensions & drawings are approximate. 3. Information is subject to change without notice, at developer's absolute discretion. 4. Actual area may vary from the stated area. 5. Drawing are not to scale. 6. All images used are for illustrative purpose only and do not represent the actual size, features, specifications, fittings and furnishings. 7. The developer reserves the right to make revisions/ alterations, at its absolute discretion, without any liability whatsoever.

1 BEDROOM APARTMENT

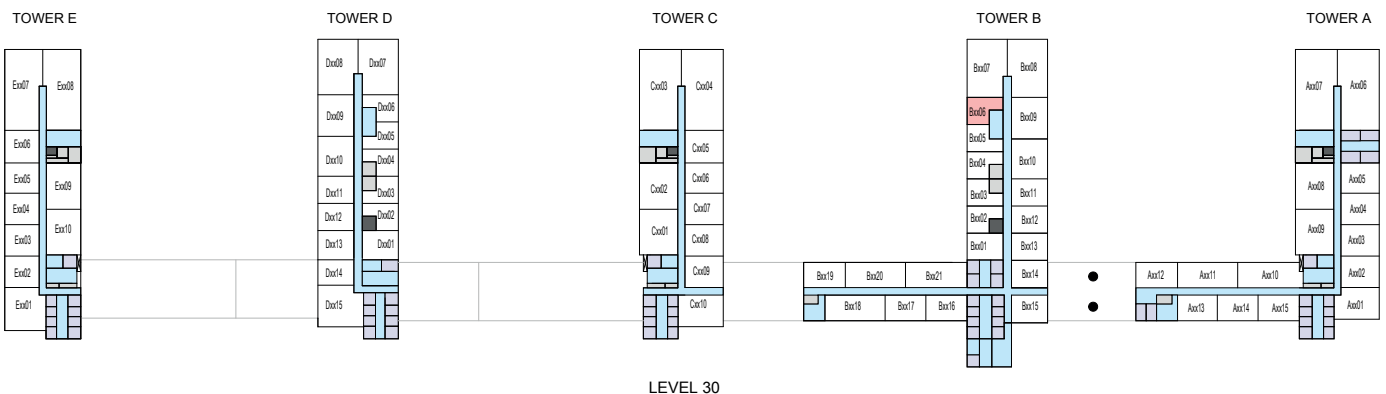
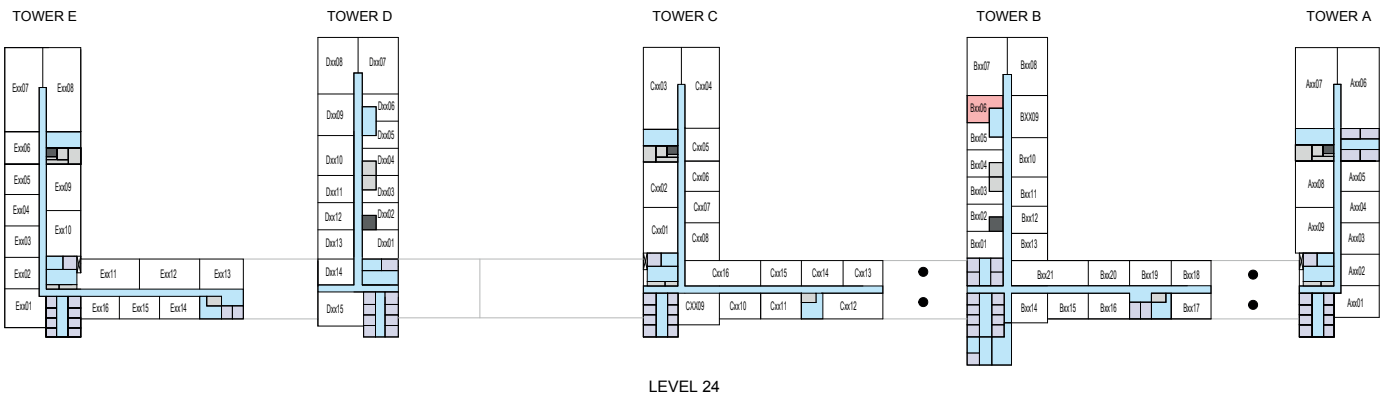
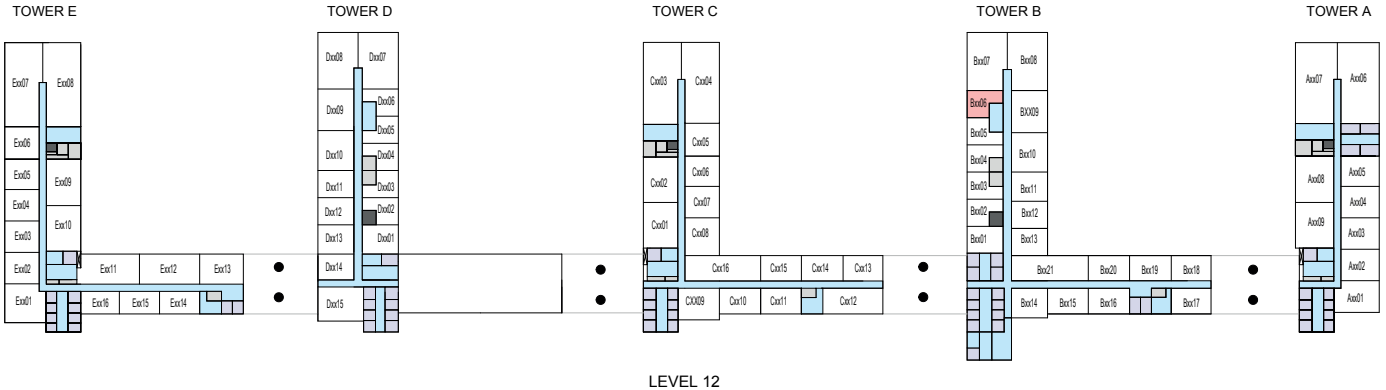
TYPE G (with yard)

TOTAL SALEABLE AREA

SUITE = 482.24 SQ.FT.

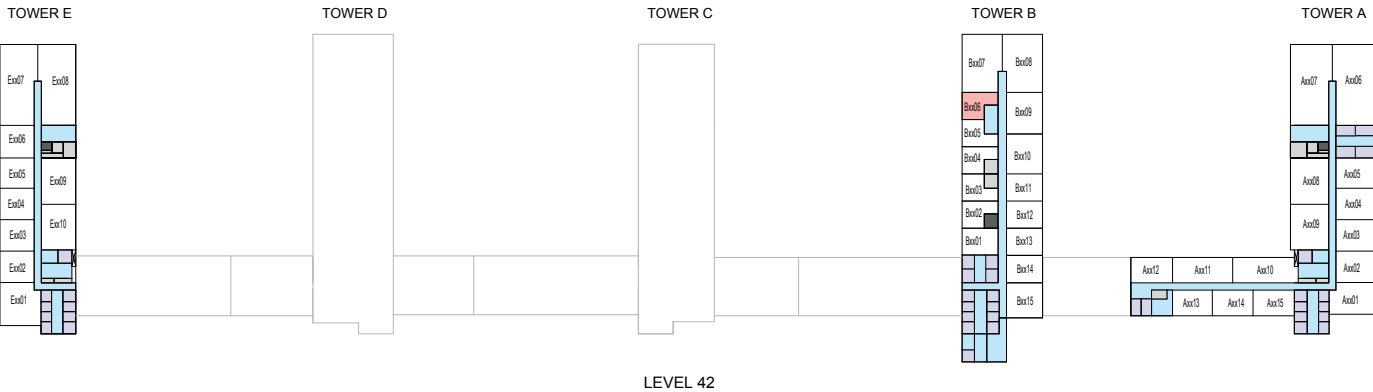
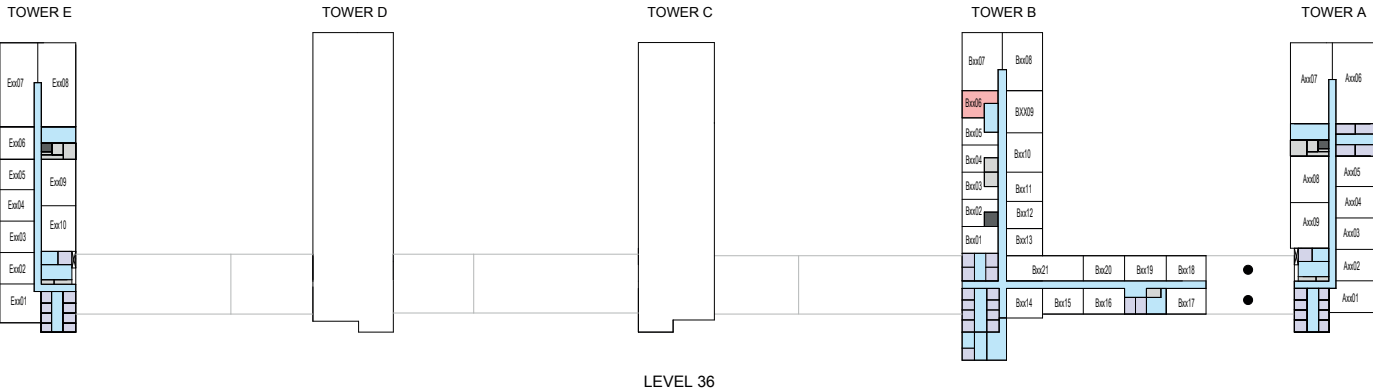
YARD = 119.05 SQ.FT.

TOTAL = 601.29 SQ.FT.



1 BEDROOM APARTMENT
TYPE G (with yard)

TOTAL SALEABLE AREA
SUITE = 482.24 SQ.FT.
YARD = 119.05 SQ.FT.
TOTAL = 601.29 SQ.FT.

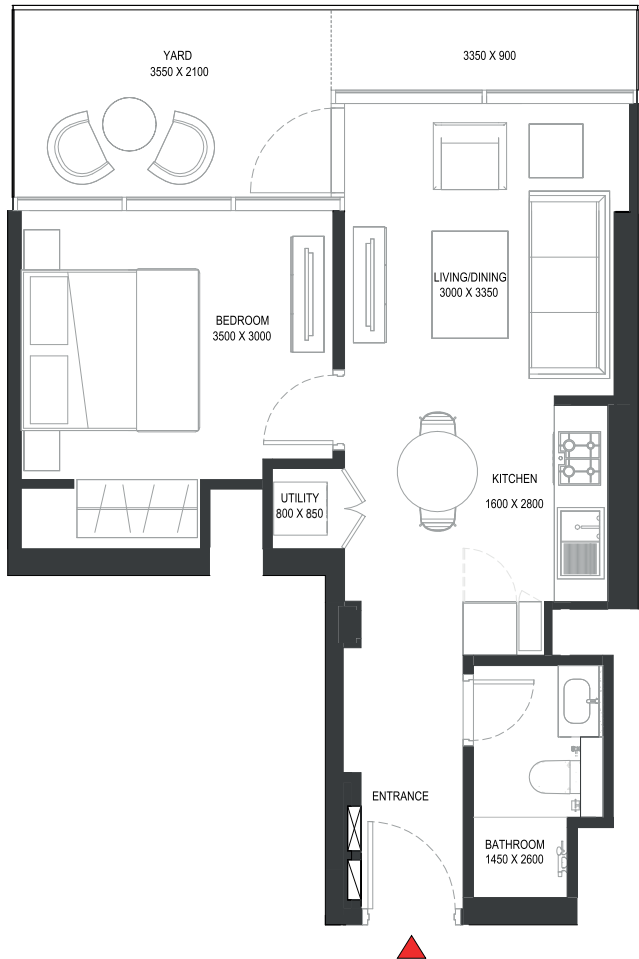
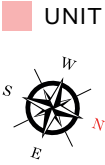
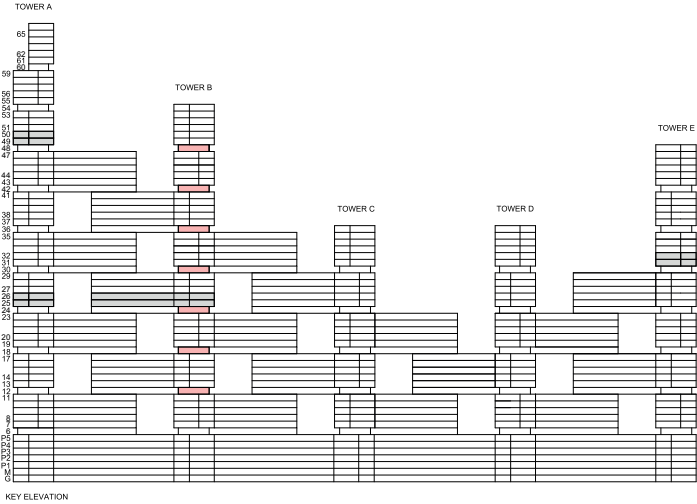


Disclaimer: 1. All dimensions are in metric, measured to wall finishes. 2. All materials, dimensions & drawings are approximate. 3. Information is subject to change without notice, at developer's absolute discretion. 4. Actual area may vary from the stated area. 5. Drawing are not to scale. 6. All images used are for illustrative purpose only and do not represent the actual size, features, specifications, fittings and furnishings. 7. The developer reserves the right to make revisions/ alterations, at its absolute discretion, without any liability whatsoever.

1 BEDROOM APARTMENT

TYPE G (with yard)

TOTAL SALEABLE AREA
SUITE = 482.24 SQ.FT.
YARD = 119.05 SQ.FT.
TOTAL = 601.29 SQ.FT.



List of unit numbers with this unit plan:

- VIEWS**
- Ras Al Khor, Golf Course, Amenities
B1206, B1806
 - Ras Al Khor, Golf Course, Amenities, Water Body
B2406
 - Ras Al Khor, Golf Course, Water Body
B3006, B3606
 - Ras Al Khor, Golf Course
B4206
 - Downtown, Ras Al Khor, Golf Course
B4806

Disclaimer: 1. All dimensions are in metric, measured to wall finishes. 2. All materials, dimensions & drawings are approximate. 3. Information is subject to change without notice, at developer's absolute discretion. 4. Actual area may vary from the stated area. 5. Drawing are not to scale. 6. All images used are for illustrative purpose only and do not represent the actual size, features, specifications, fittings and furnishings. 7. The developer reserves the right to make revisions/ alterations, at its absolute discretion, without any liability whatsoever.

1 BEDROOM APARTMENT

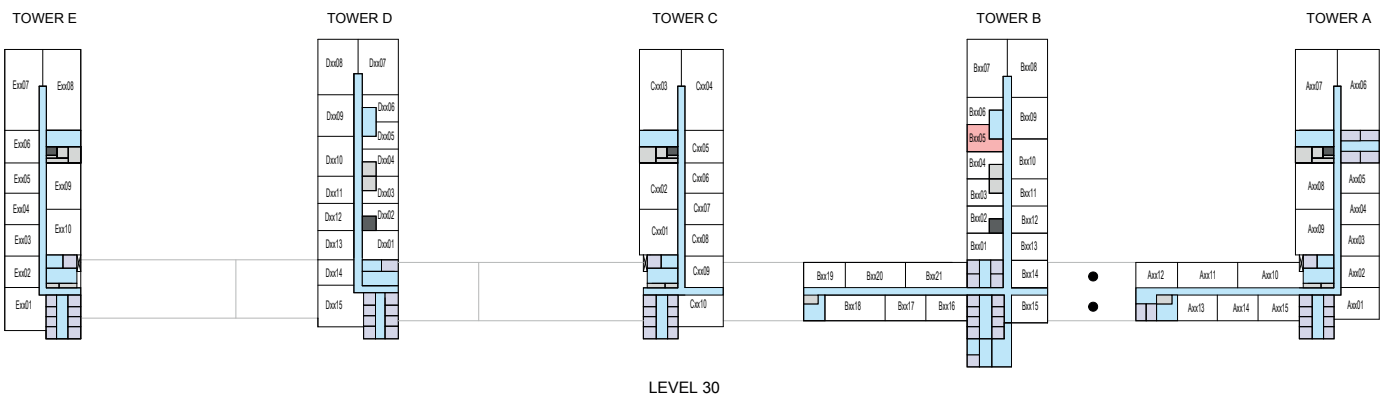
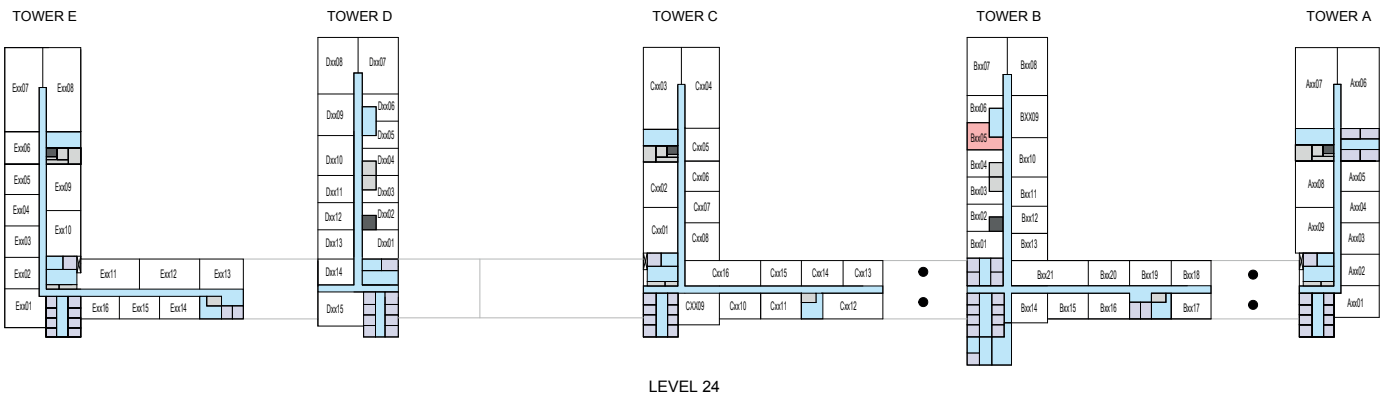
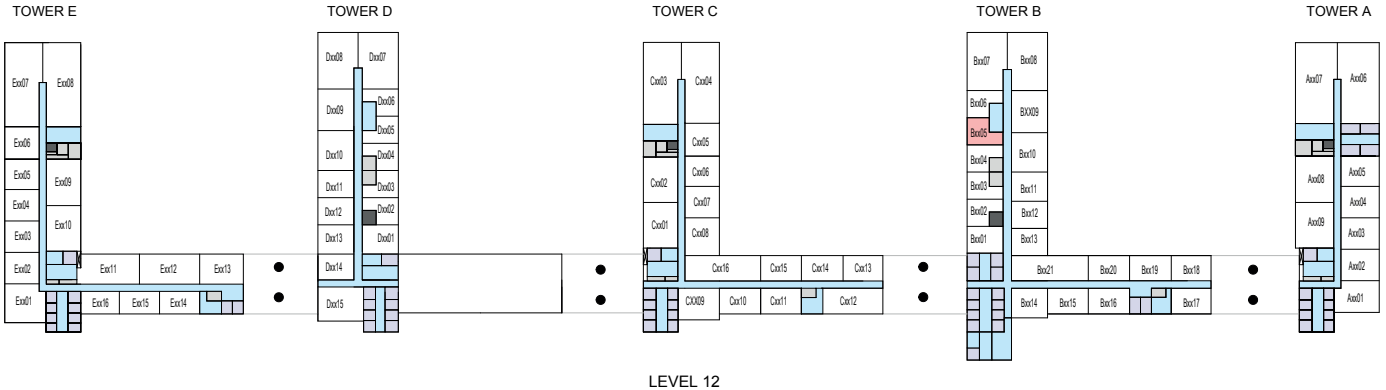
TYPE G (with yard) VARIANT 1

TOTAL SALEABLE AREA

SUITE = 483.39 SQ.FT.

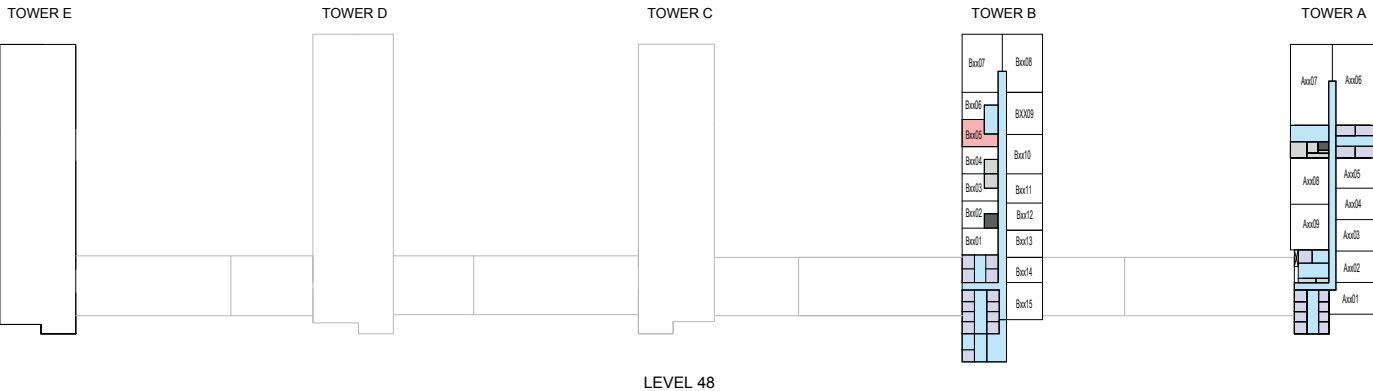
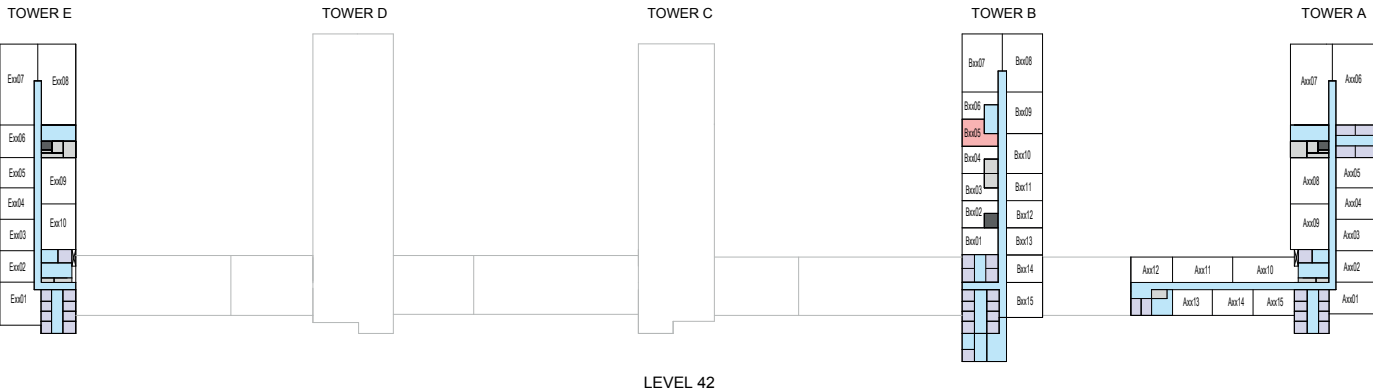
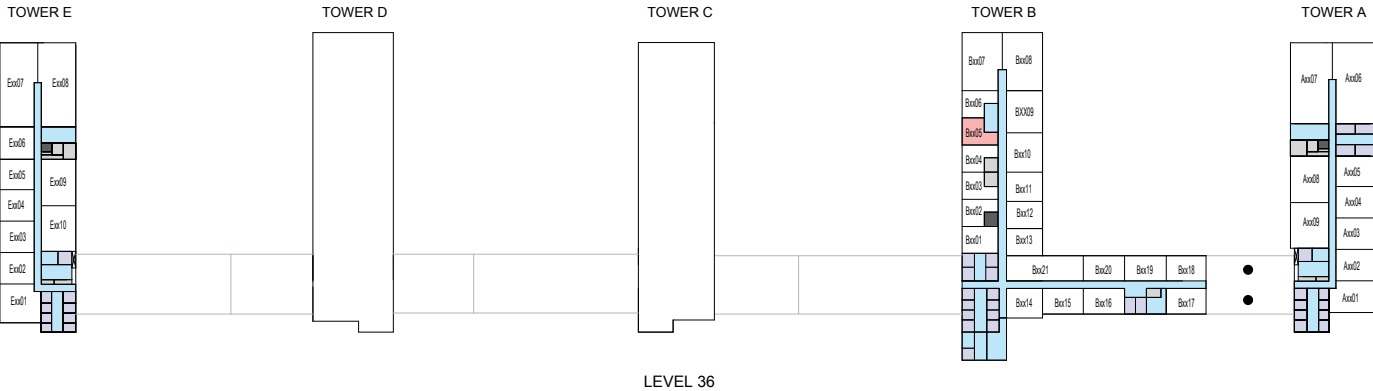
YARD = 119.05 SQ.FT.

TOTAL = 602.44 SQ.FT.



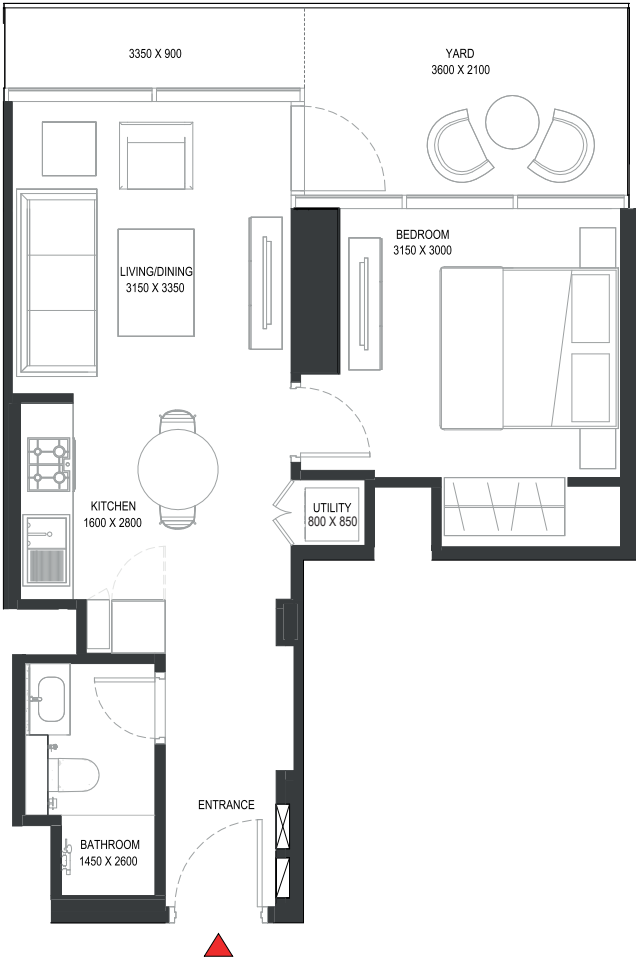
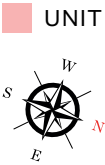
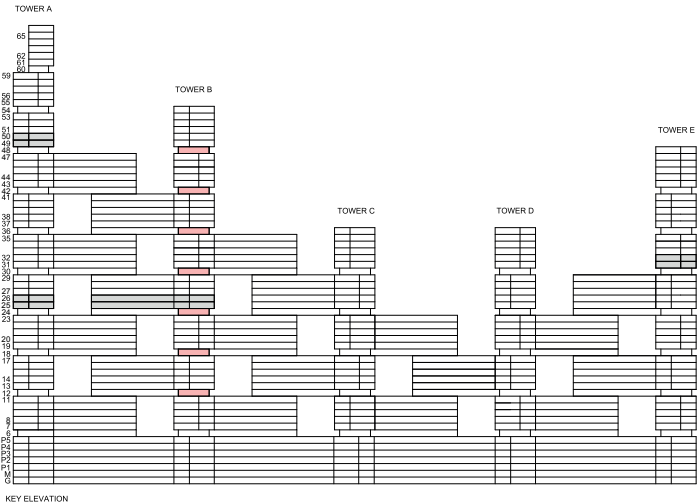
1 BEDROOM APARTMENT
TYPE G (with yard) VARIANT 1

TOTAL SALEABLE AREA
SUITE = 483.39 SQ.FT.
YARD = 119.05 SQ.FT.
TOTAL = 602.44 SQ.FT.



1 BEDROOM APARTMENT
TYPE G (with yard) VARIANT 1

TOTAL SALEABLE AREA
SUITE = 483.39 SQ.FT.
YARD = 119.05 SQ.FT.
TOTAL = 602.44 SQ.FT.



List of unit numbers with this unit plan:

- VIEWS**
- Ras Al Khor, Golf Course, Amenities
B1205, B1805
 - Ras Al Khor, Golf Course, Amenities, Water Body
B2405
 - Ras Al Khor, Golf Course, Water Body
B3005, B3605
 - Ras Al Khor, Golf Course
B4205
 - Downtown, Ras Al Khor, Golf Course
B4805

Disclaimer: 1. All dimensions are in metric, measured to wall finishes. 2. All materials, dimensions & drawings are approximate. 3. Information is subject to change without notice, at developer's absolute discretion. 4. Actual area may vary from the stated area. 5. Drawing are not to scale. 6. All images used are for illustrative purpose only and do not represent the actual size, features, specifications, fittings and furnishings. 7. The developer reserves the right to make revisions/ alterations, at its absolute discretion, without any liability whatsoever.

1 BEDROOM APARTMENT

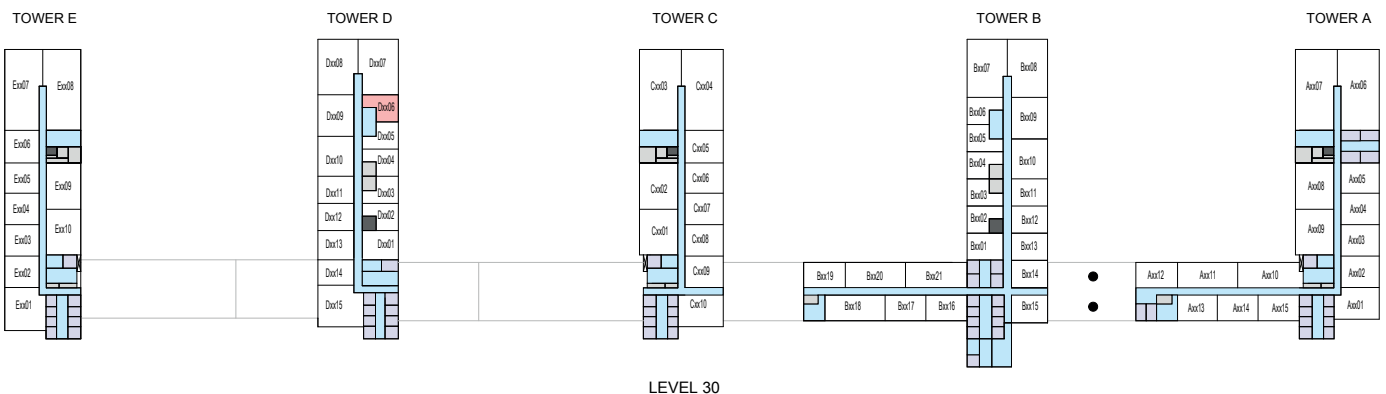
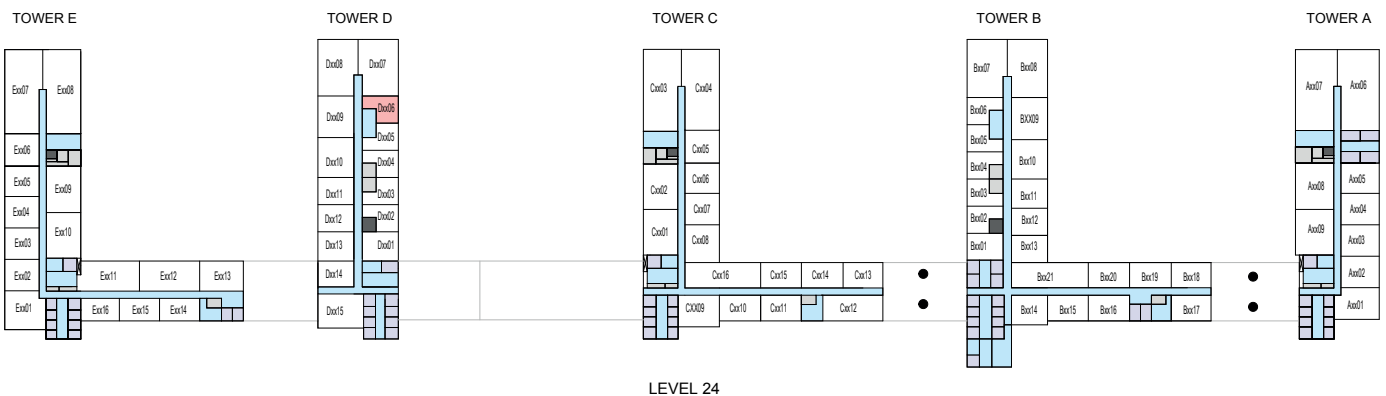
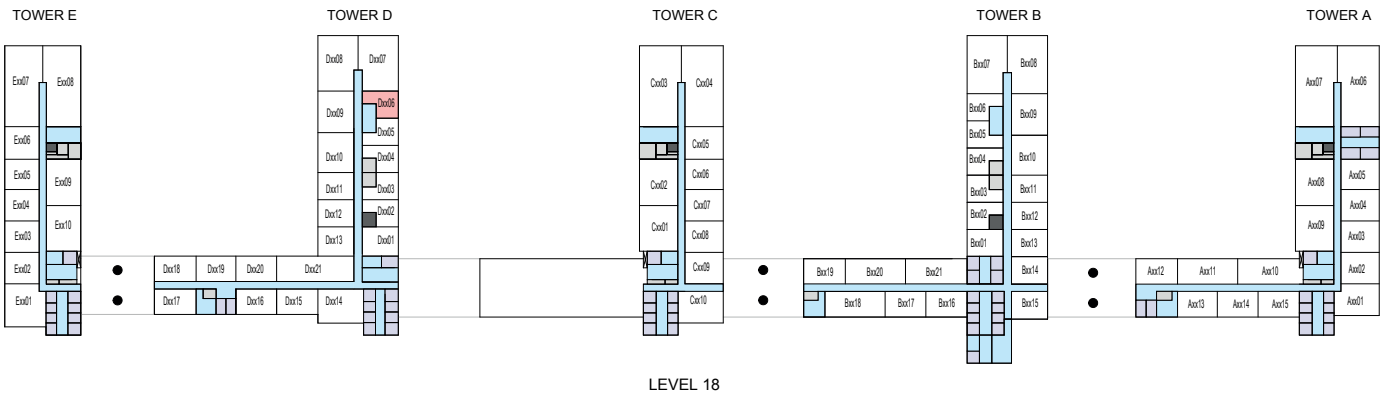
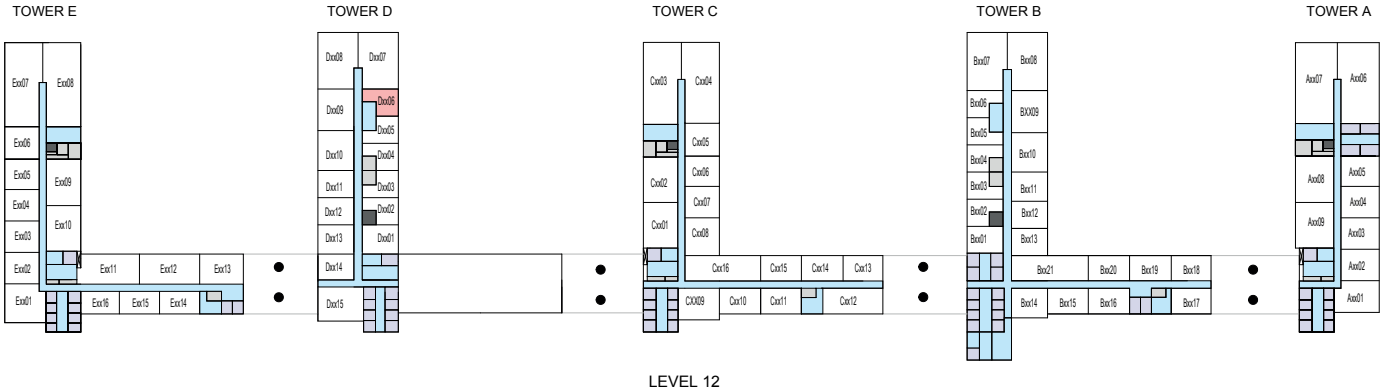
TYPE G (with yard) VARIANT 2

TOTAL SALEABLE AREA

SUITE = 485.45 SQ.FT.

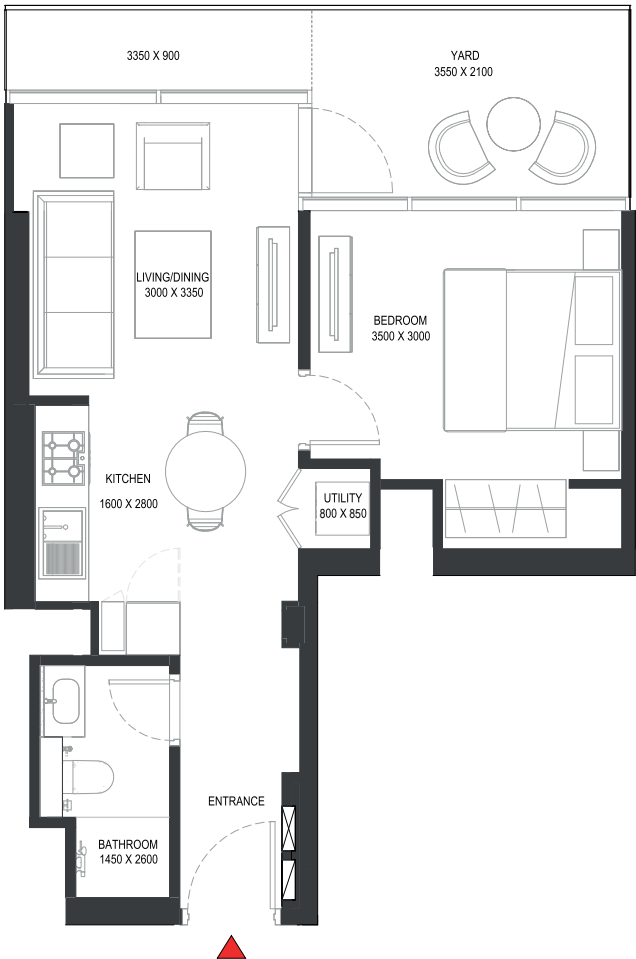
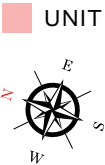
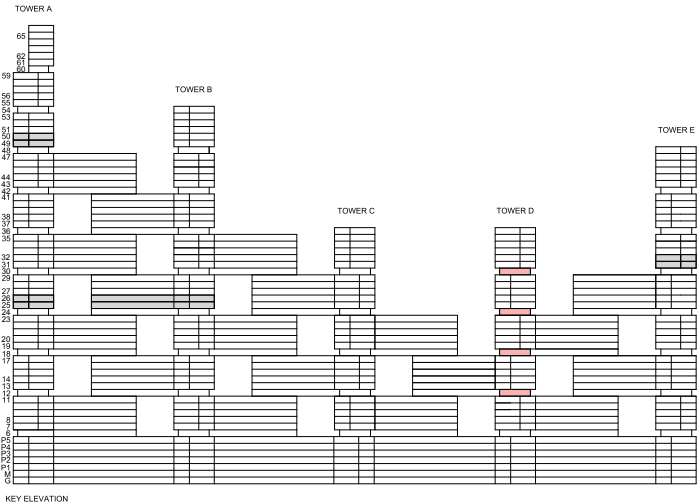
YARD = 118.40 SQ.FT.

TOTAL = 603.85 SQ.FT.



1 BEDROOM APARTMENT
TYPE G (with yard) VARIANT 2

TOTAL SALEABLE AREA
SUITE = 485.45 SQ.FT.
YARD = 118.40 SQ.FT.
TOTAL = 603.85 SQ.FT.



List of unit numbers with this unit plan:

VIEWS

Creek, Amenities
D1206

Creek, Golf Course, Amenities
D1806, D2406

Creek, Golf Course
D3006

Disclaimer: 1. All dimensions are in metric, measured to wall finishes. 2. All materials, dimensions & drawings are approximate. 3. Information is subject to change without notice, at developer's absolute discretion. 4. Actual area may vary from the stated area. 5. Drawing are not to scale. 6. All images used are for illustrative purpose only and do not represent the actual size, features, specifications, fittings and furnishings. 7. The developer reserves the right to make revisions/ alterations, at its absolute discretion, without any liability whatsoever.

1 BEDROOM APARTMENT

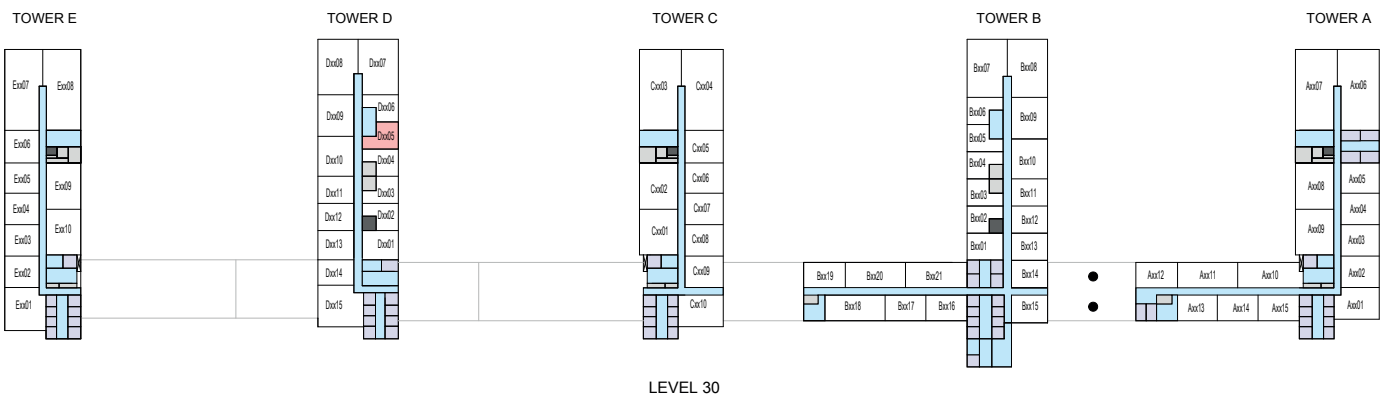
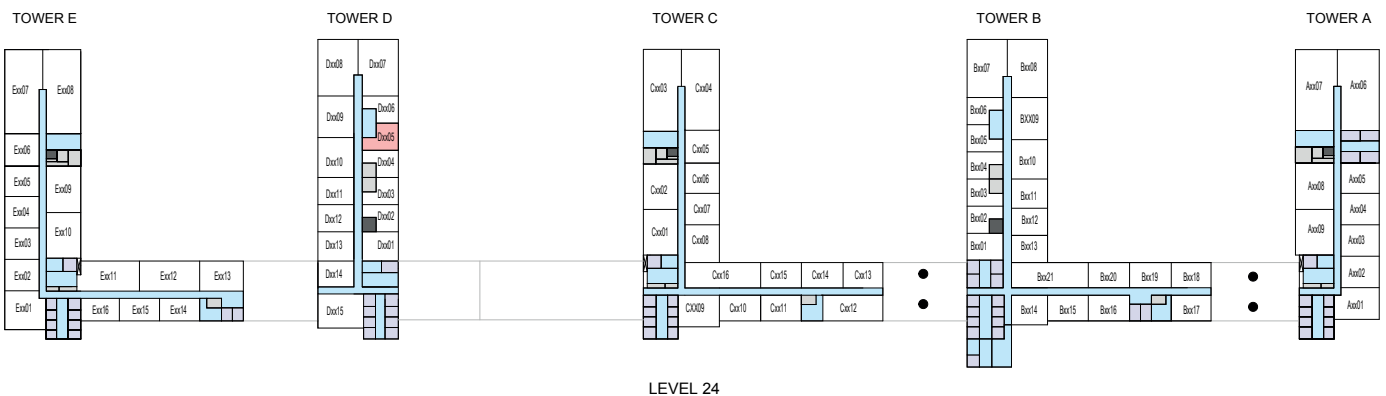
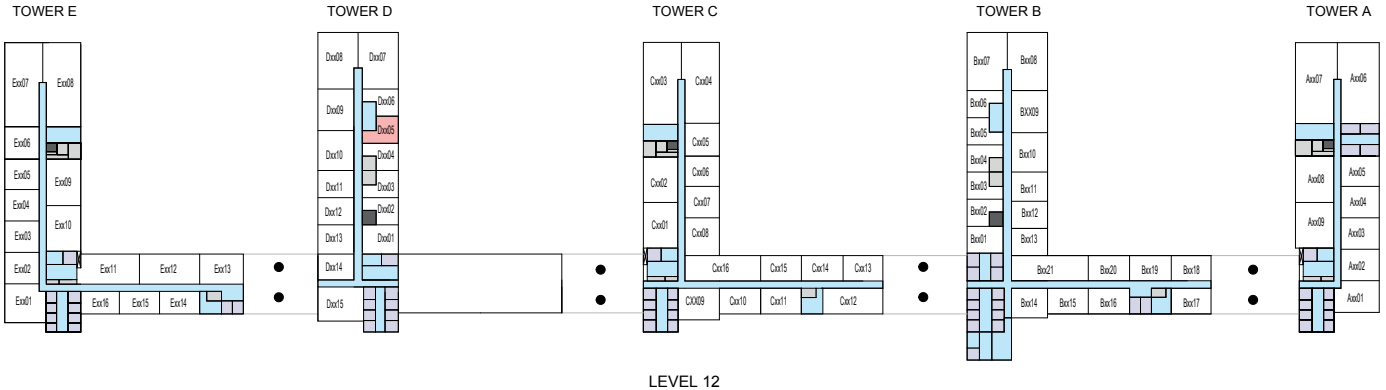
TYPE G (with yard) VARIANT 3

TOTAL SALEABLE AREA

SUITE = 485.02 SQ.FT.

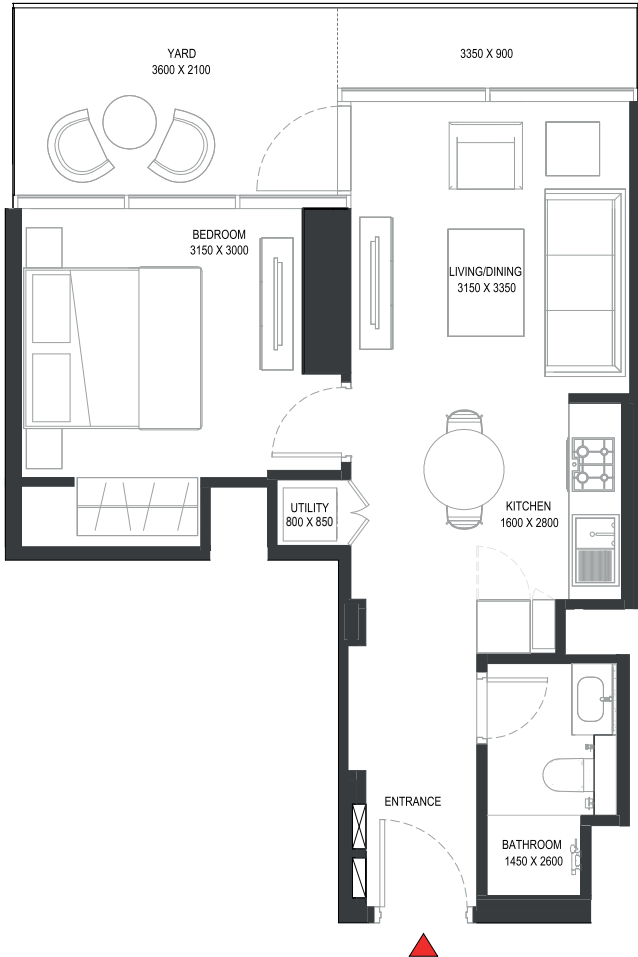
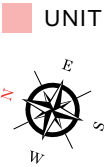
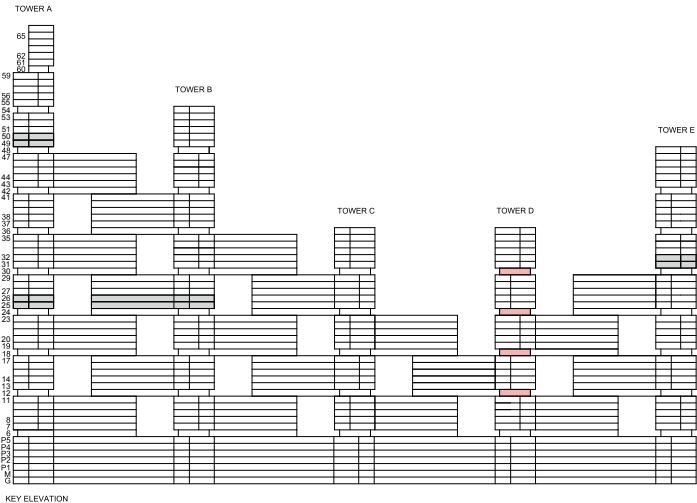
YARD = 119.05 SQ.FT.

TOTAL = 604.07 SQ.FT.



1 BEDROOM APARTMENT
TYPE G (with yard) VARIANT 3

TOTAL SALEABLE AREA
SUITE = 485.02 SQ.FT.
YARD = 119.05 SQ.FT.
TOTAL = 604.07 SQ.FT.



List of unit numbers with this unit plan:

IEWS

Creek, Amenities
D1205

Creek, Golf Course, Amenities
D1805, D2405

Creek, Golf Course
D3005

Disclaimer: 1. All dimensions are in metric, measured to wall finishes. 2. All materials, dimensions & drawings are approximate. 3. Information is subject to change without notice, at developer's absolute discretion. 4. Actual area may vary from the stated area. 5. Drawing are not to scale. 6. All images used are for illustrative purpose only and do not represent the actual size, features, specifications, fittings and furnishings. 7. The developer reserves the right to make revisions/ alterations, at its absolute discretion, without any liability whatsoever.

1 BEDROOM APARTMENT

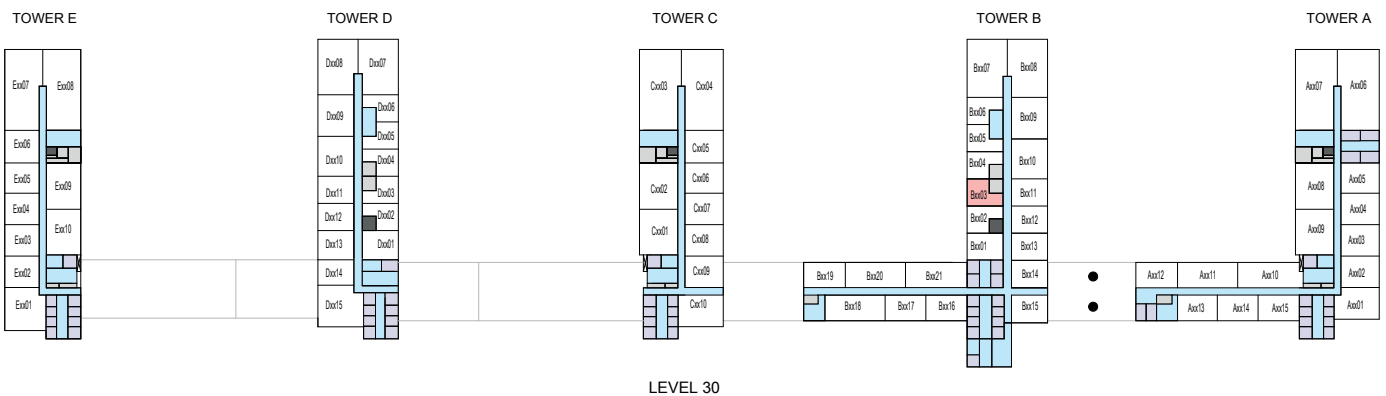
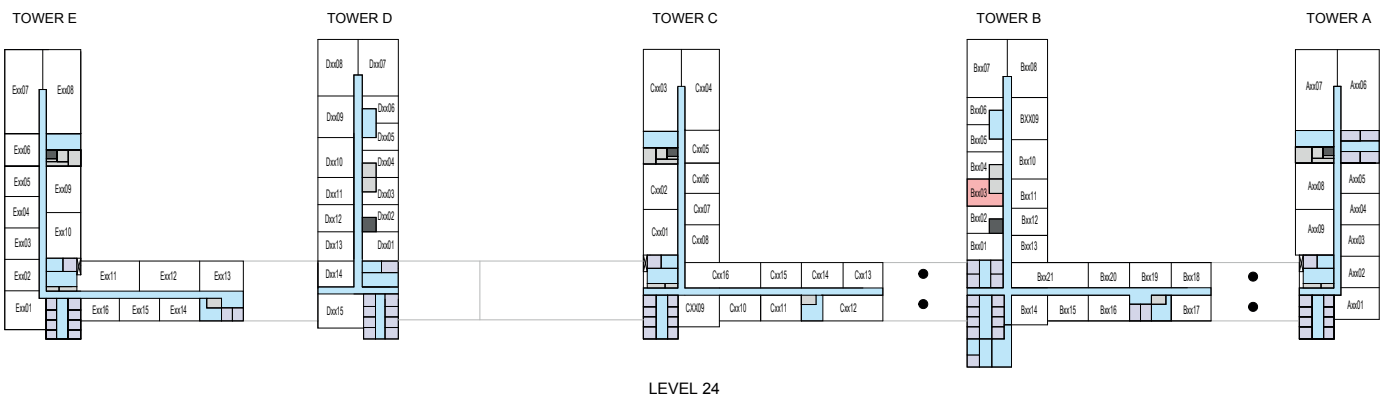
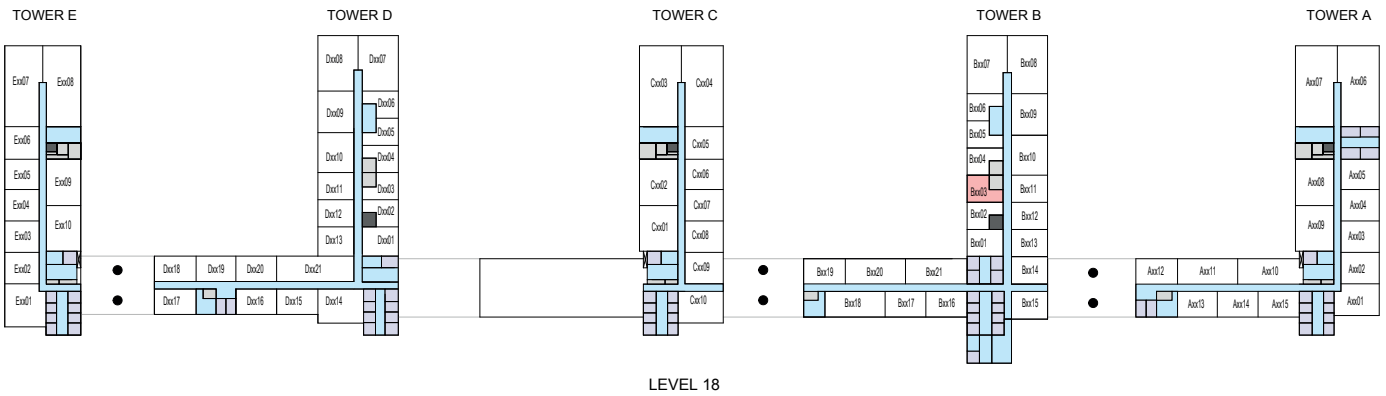
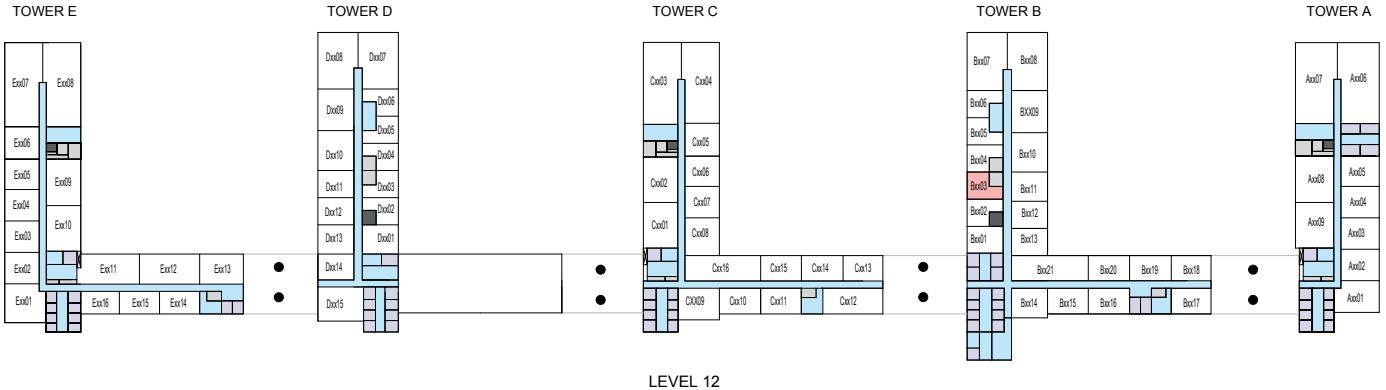
TYPE H (with yard)

TOTAL SALEABLE AREA

SUITE = 498.94 SQ.FT.

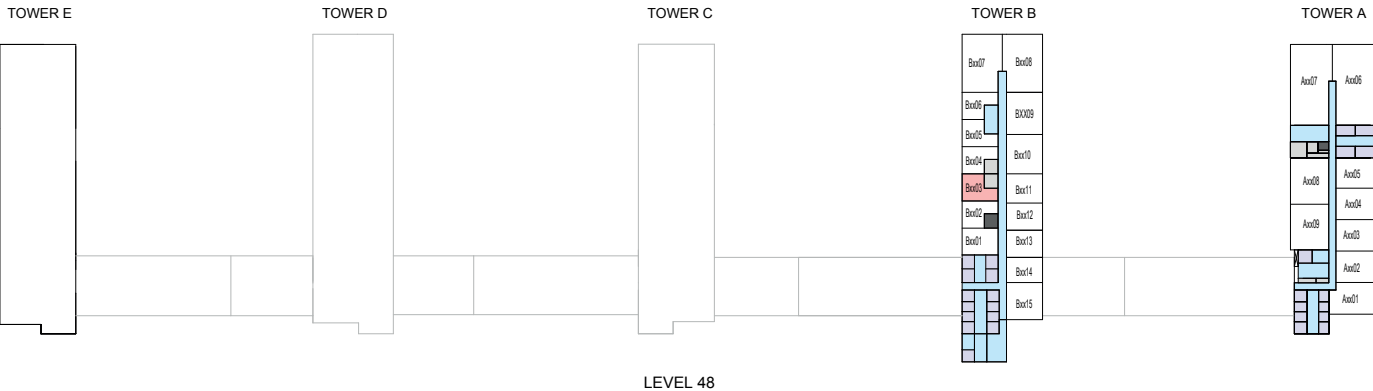
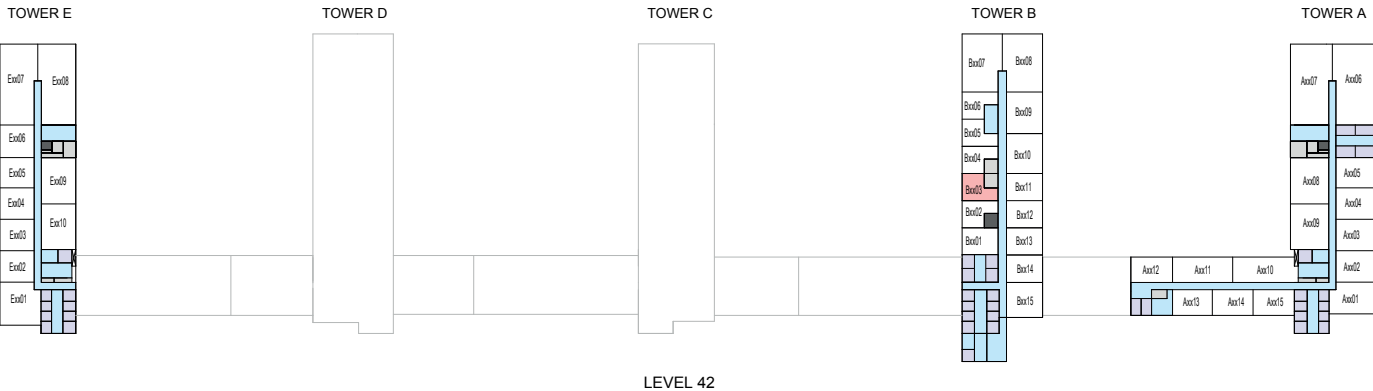
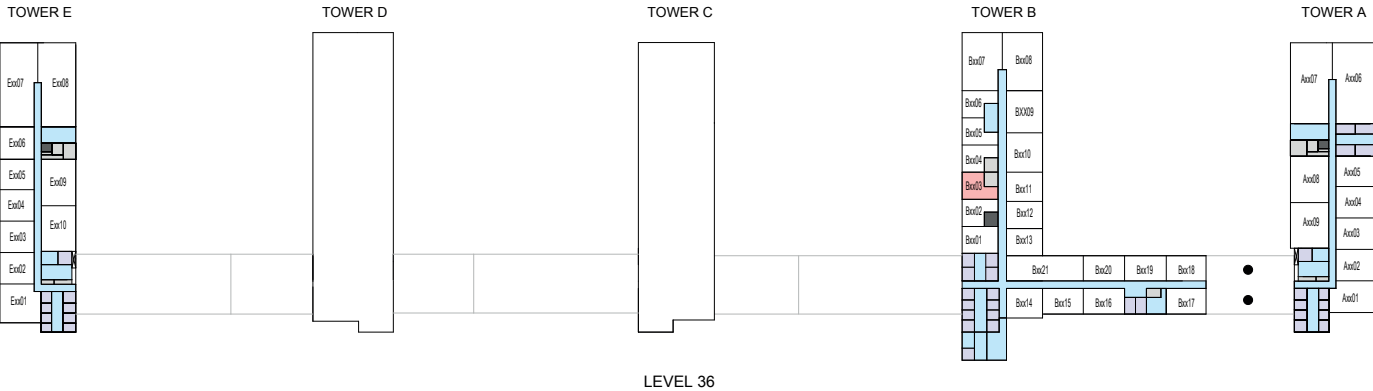
YARD = 115.17 SQ.FT.

TOTAL = 614.11 SQ.FT.



1 BEDROOM APARTMENT
TYPE H (with yard)

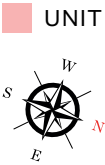
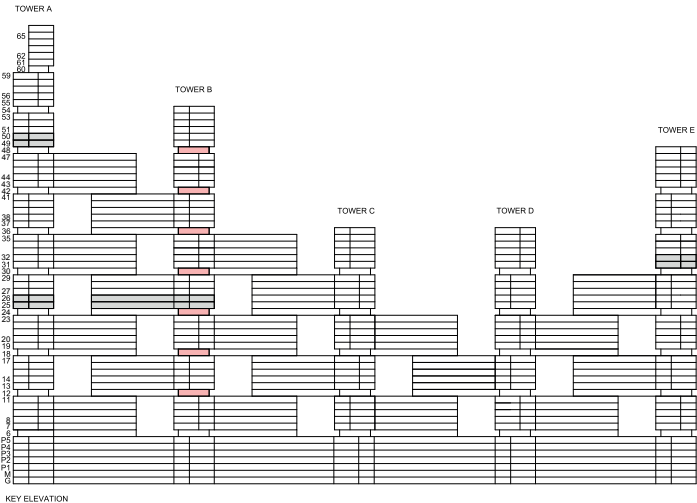
TOTAL SALEABLE AREA
SUITE = 498.94 SQ.FT.
YARD = 115.17 SQ.FT.
TOTAL = 614.11 SQ.FT.



Disclaimer: 1. All dimensions are in metric, measured to wall finishes. 2. All materials, dimensions & drawings are approximate. 3. Information is subject to change without notice, at developer's absolute discretion. 4. Actual area may vary from the stated area. 5. Drawing are not to scale. 6. All images used are for illustrative purpose only and do not represent the actual size, features, specifications, fittings and furnishings. 7. The developer reserves the right to make revisions/ alterations, at its absolute discretion, without any liability whatsoever.

1 BEDROOM APARTMENT
TYPE H (with yard)

TOTAL SALEABLE AREA
SUITE = 498.94 SQ.FT.
YARD = 115.17 SQ.FT.
TOTAL = 614.11 SQ.FT.



List of unit numbers with this unit plan:

- VIEWS**
- Ras Al Khor, Golf Course, Amenities
B1203, B1803
 - Ras Al Khor, Golf Course, Amenities, Water Body
B2403
 - Ras Al Khor, Golf Course, Water Body
B3003, B3603
 - Ras Al Khor, Golf Course
B4203
 - Downtown, Ras Al Khor, Golf Course
B4803

Disclaimer: 1. All dimensions are in metric, measured to wall finishes. 2. All materials, dimensions & drawings are approximate. 3. Information is subject to change without notice, at developer's absolute discretion. 4. Actual area may vary from the stated area. 5. Drawing are not to scale. 6. All images used are for illustrative purpose only and do not represent the actual size, features, specifications, fittings and furnishings. 7. The developer reserves the right to make revisions/ alterations, at its absolute discretion, without any liability whatsoever.

1 BEDROOM APARTMENT

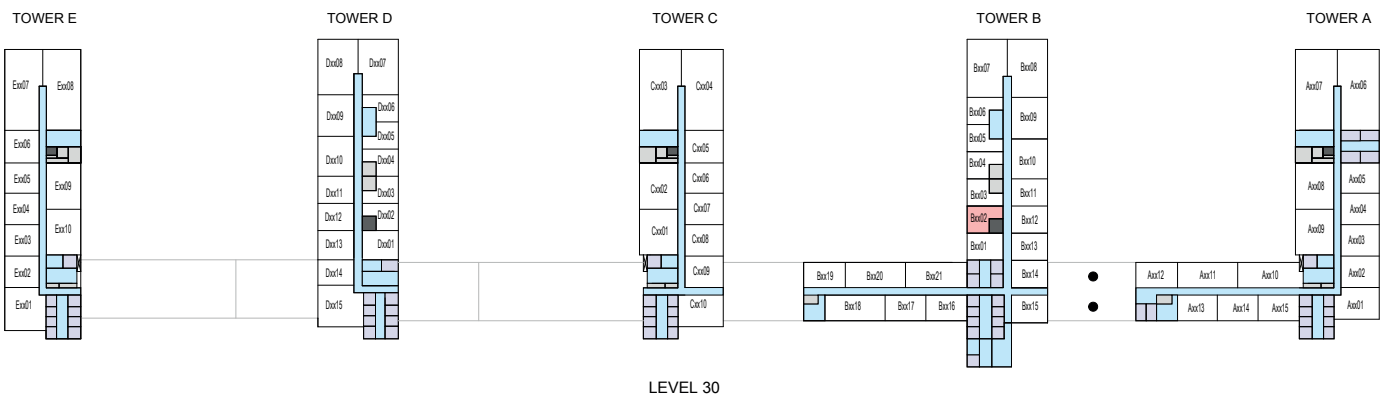
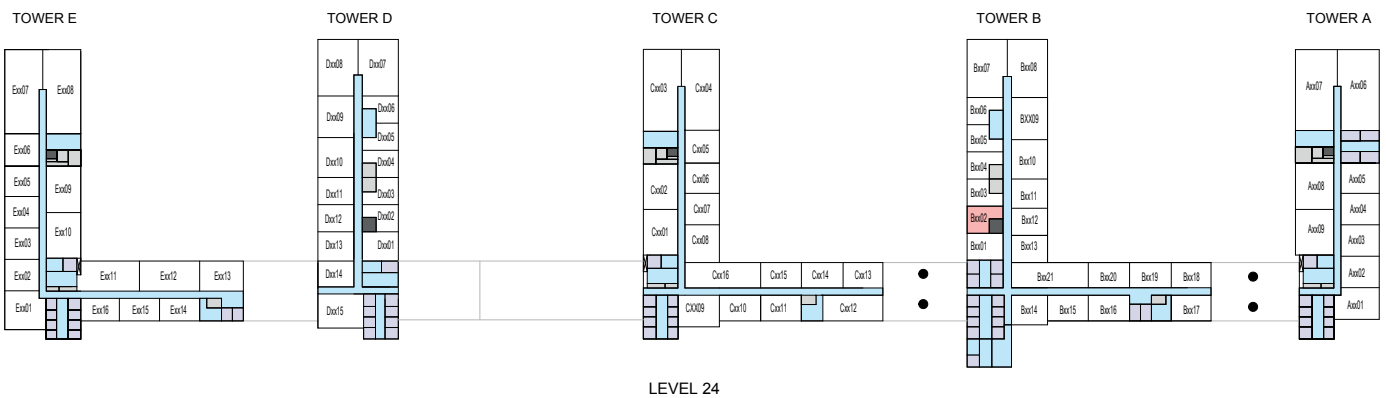
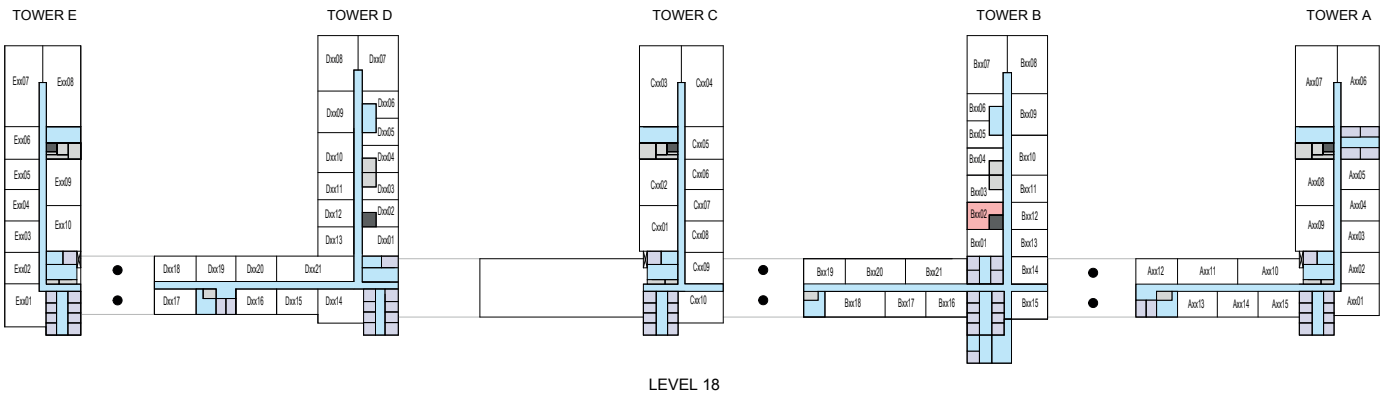
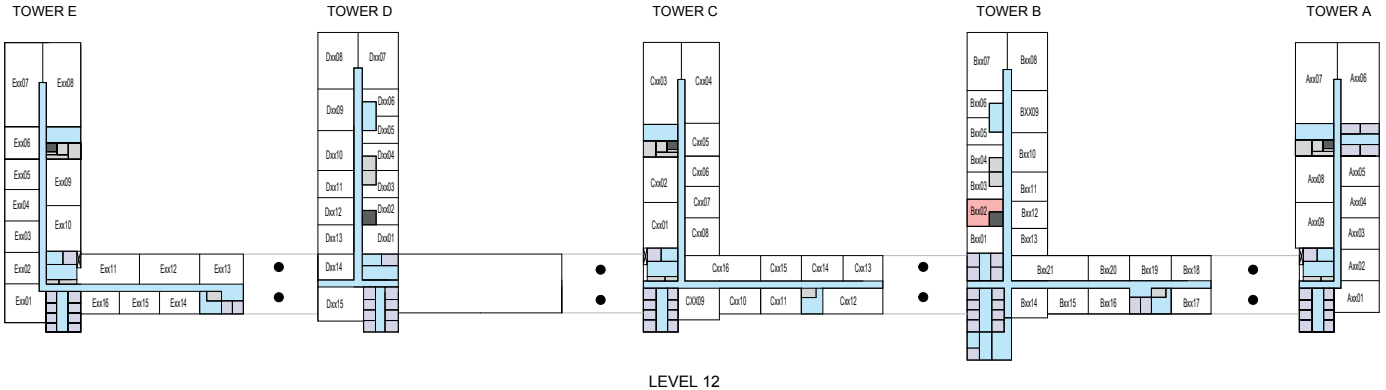
TYPE H (with yard) VARIANT 1

TOTAL SALEABLE AREA

SUITE = 498.94 SQ.FT.

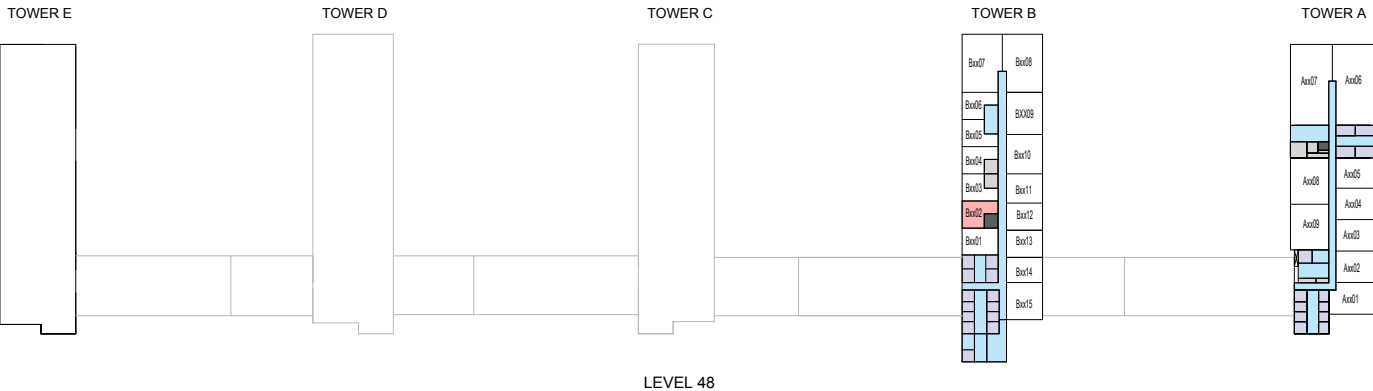
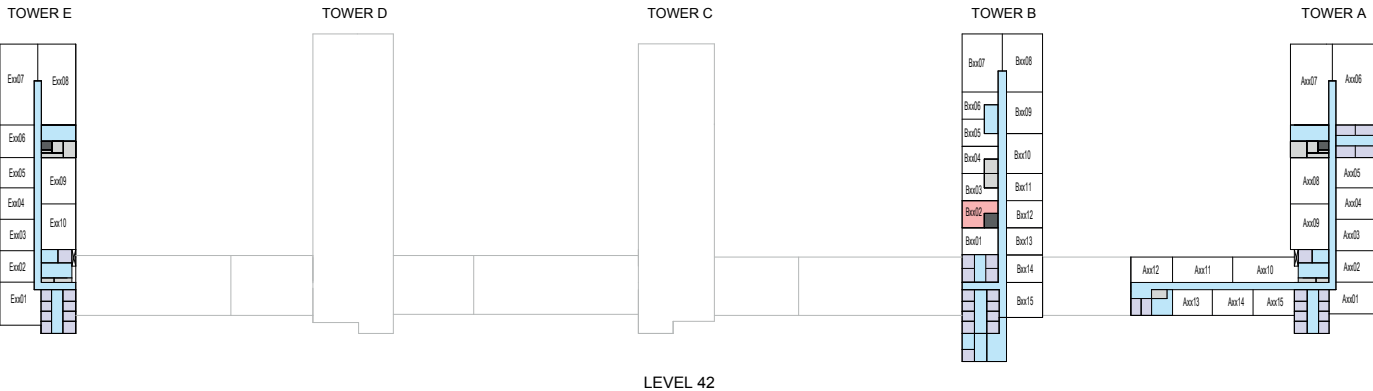
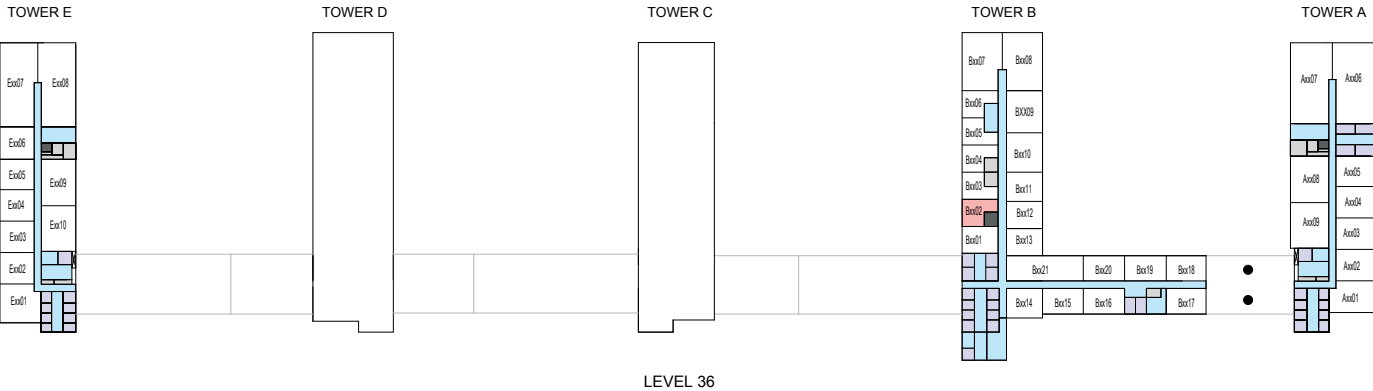
YARD = 115.17 SQ.FT.

TOTAL = 614.11 SQ.FT.



1 BEDROOM APARTMENT
TYPE H (with yard) VARIANT 1

TOTAL SALEABLE AREA
SUITE = 498.94 SQ.FT.
YARD = 115.17 SQ.FT.
TOTAL = 614.11 SQ.FT.

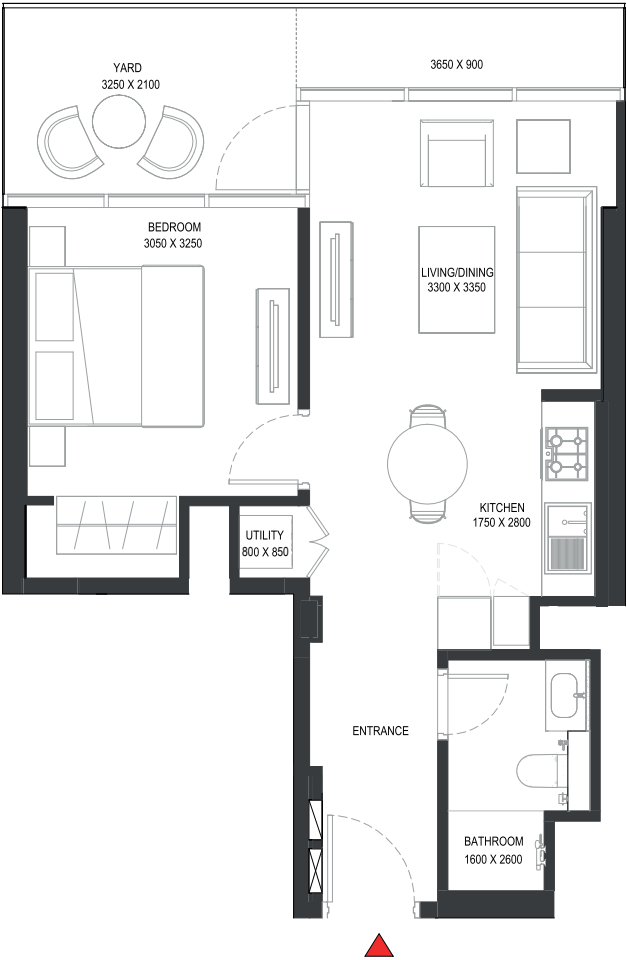
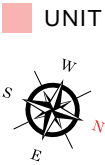
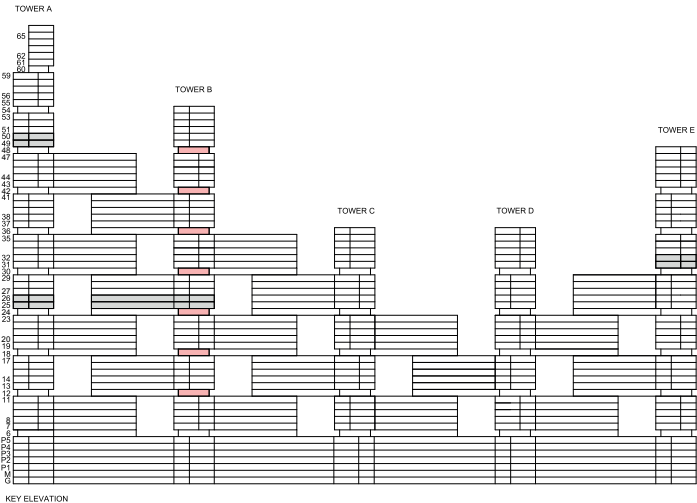


Disclaimer: 1. All dimensions are in metric, measured to wall finishes. 2. All materials, dimensions & drawings are approximate. 3. Information is subject to change without notice, at developer's absolute discretion. 4. Actual area may vary from the stated area. 5. Drawing are not to scale. 6. All images used are for illustrative purpose only and do not represent the actual size, features, specifications, fittings and furnishings. 7. The developer reserves the right to make revisions/ alterations, at its absolute discretion, without any liability whatsoever.

1 BEDROOM APARTMENT

TYPE H (with yard) VARIANT 1

TOTAL SALEABLE AREA
 SUITE = 498.94 SQ.FT.
 YARD = 115.17 SQ.FT.
 TOTAL = 614.11 SQ.FT.



List of unit numbers with this unit plan:

VIEWS

Ras Al Khor, Golf Course, Amenities
 B1202, B1802

Ras Al Khor, Golf Course, Amenities, Water Body
 B2402

Ras Al Khor, Golf Course
 B3002, B3602, B4202

Downtown, Ras Al Khor, Golf Course
 B4802

1 BEDROOM APARTMENT

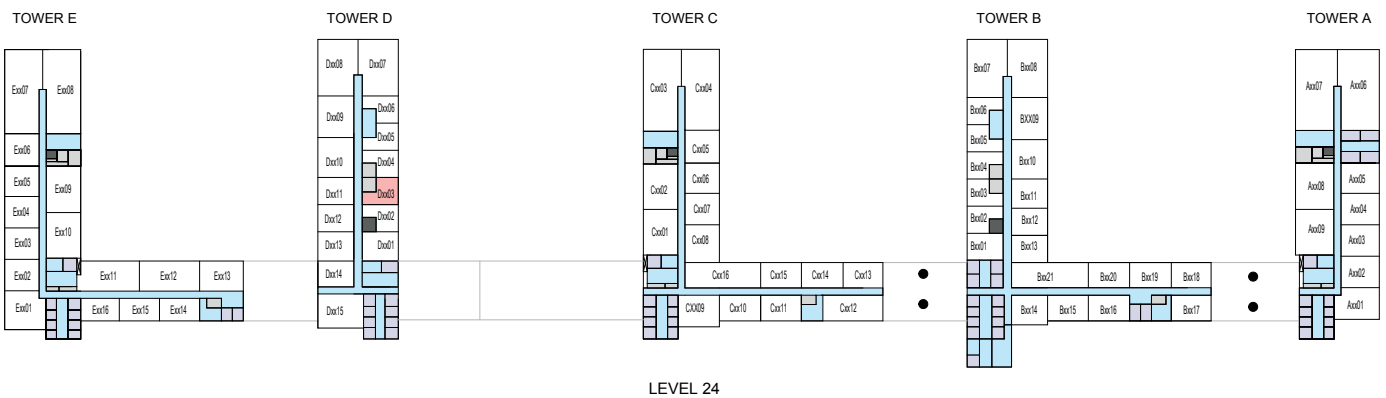
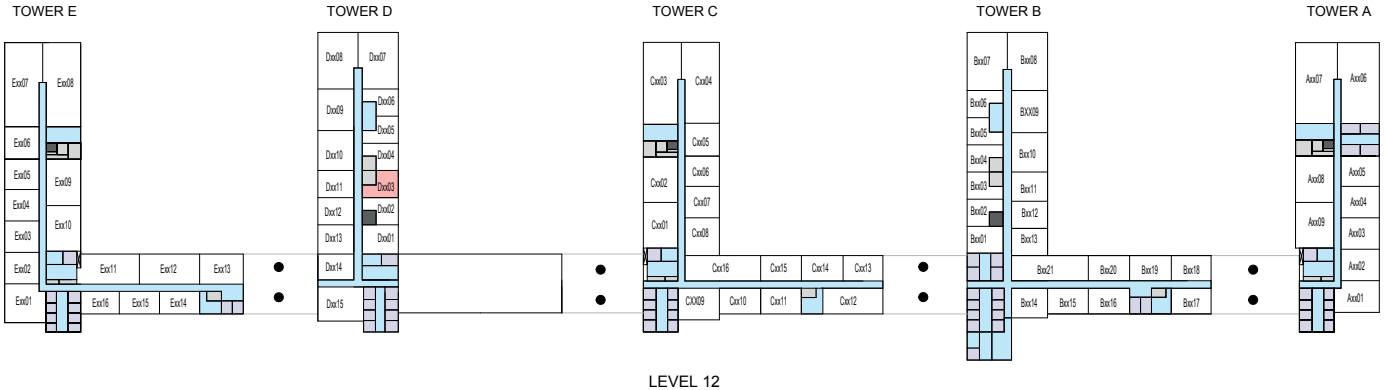
TYPE H (with yard) VARIANT 2

TOTAL SALEABLE AREA

SUITE = 502.03 SQ.FT.

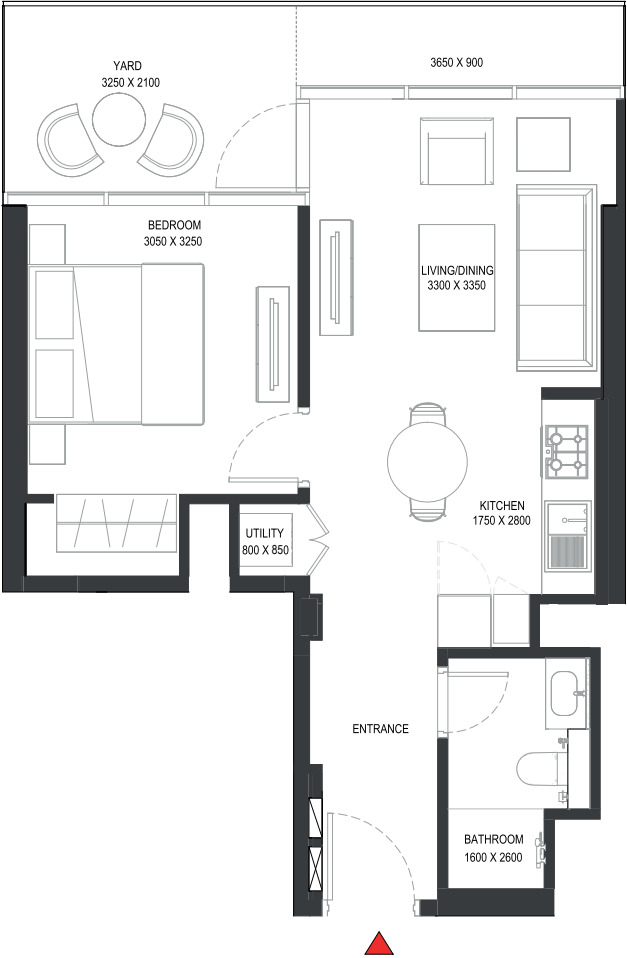
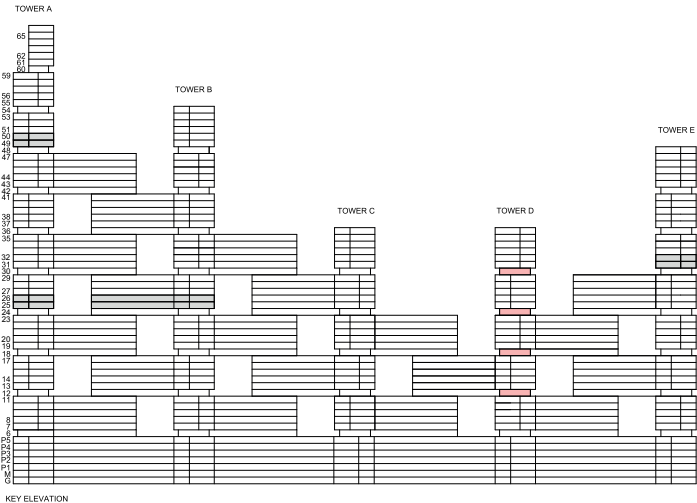
YARD = 114.96 SQ.FT.

TOTAL = 616.99 SQ.FT.



1 BEDROOM APARTMENT
TYPE H (with yard) VARIANT 2

TOTAL SALEABLE AREA
SUITE = 502.03 SQ.FT.
YARD = 114.96 SQ.FT.
TOTAL = 616.99 SQ.FT.



List of unit numbers with this unit plan:

VIEWS

Creek, Amenities
D1203

Creek, Golf Course, Amenities
D1803, D2403

Creek, Golf Course
D3003

Disclaimer: 1. All dimensions are in metric, measured to wall finishes. 2. All materials, dimensions & drawings are approximate. 3. Information is subject to change without notice, at developer's absolute discretion. 4. Actual area may vary from the stated area. 5. Drawing are not to scale. 6. All images used are for illustrative purpose only and do not represent the actual size, features, specifications, fittings and furnishings. 7. The developer reserves the right to make revisions/ alterations, at its absolute discretion, without any liability whatsoever.

1 BEDROOM APARTMENT

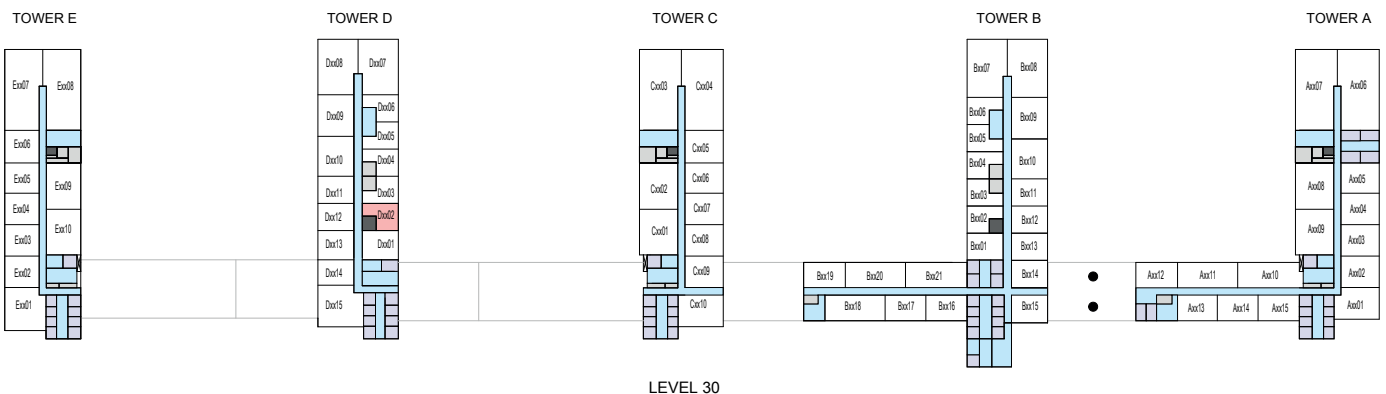
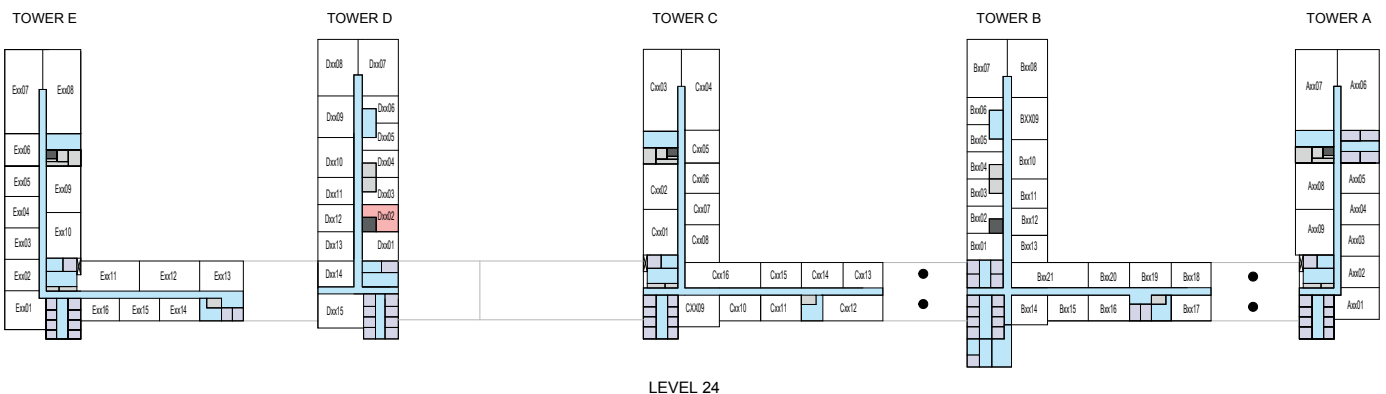
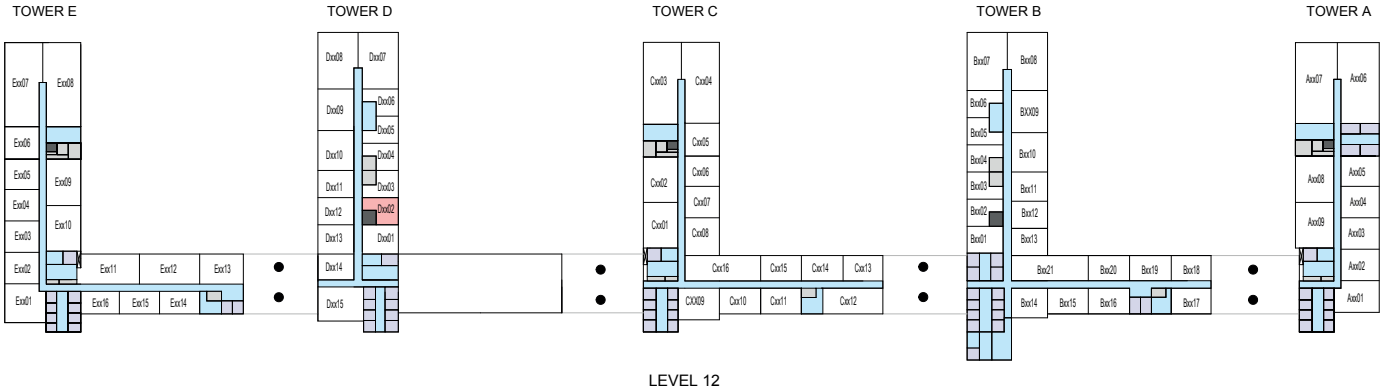
TYPE H (with yard) VARIANT 3

TOTAL SALEABLE AREA

SUITE = 501.06 SQ.FT.

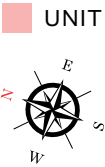
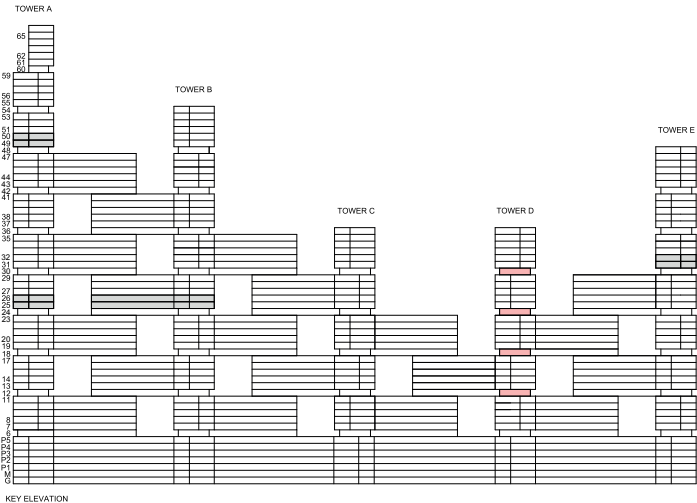
YARD = 114.96 SQ.FT.

TOTAL = 616.02 SQ.FT.



1 BEDROOM APARTMENT
TYPE H (with yard) VARIANT 3

TOTAL SALEABLE AREA
SUITE = 501.06 SQ.FT.
YARD = 114.96 SQ.FT.
TOTAL = 616.02 SQ.FT.



List of unit numbers with this unit plan:

IEWS

Creek, Amenities
D1202

Creek, Golf Course, Amenities
D1802, D2402

Creek, Golf Course
D3002

Disclaimer: 1. All dimensions are in metric, measured to wall finishes. 2. All materials, dimensions & drawings are approximate. 3. Information is subject to change without notice, at developer's absolute discretion. 4. Actual area may vary from the stated area. 5. Drawing are not to scale. 6. All images used are for illustrative purpose only and do not represent the actual size, features, specifications, fittings and furnishings. 7. The developer reserves the right to make revisions/ alterations, at its absolute discretion, without any liability whatsoever.

1 BEDROOM APARTMENT

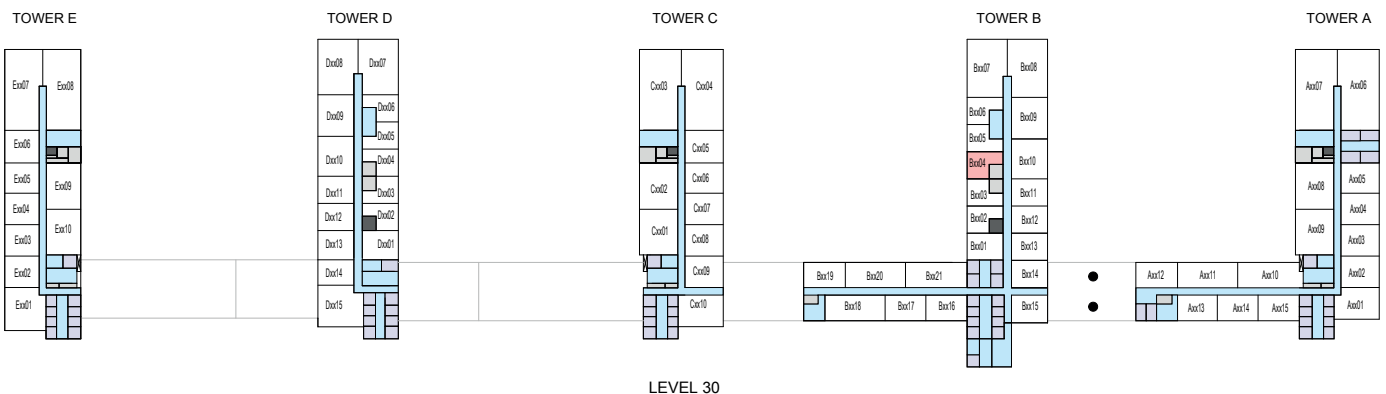
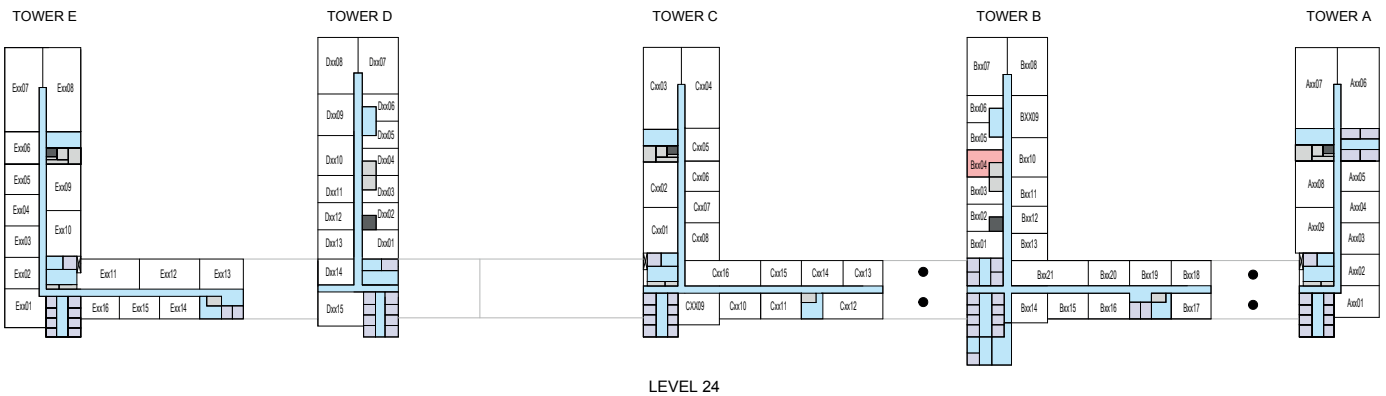
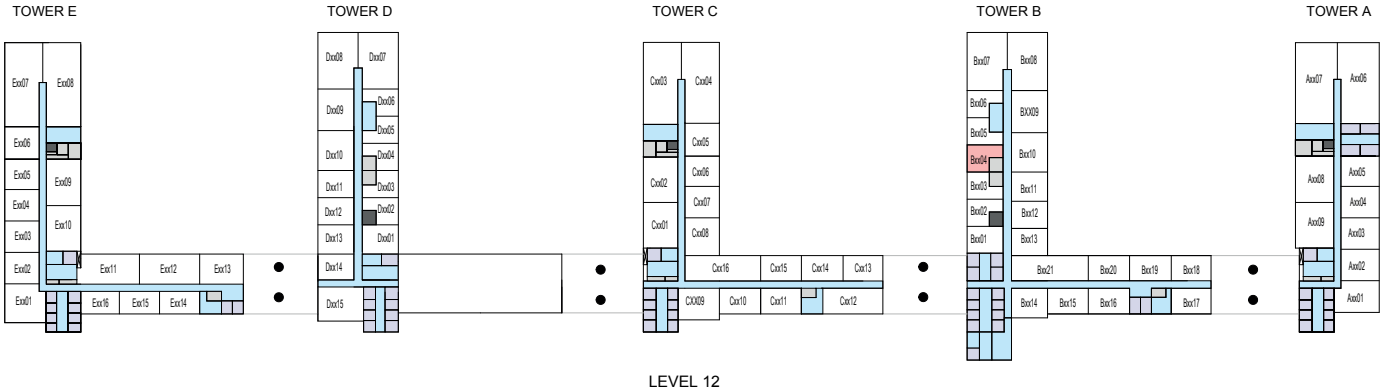
TYPE J (with yard)

TOTAL SALEABLE AREA

SUITE = 502.84 SQ.FT.

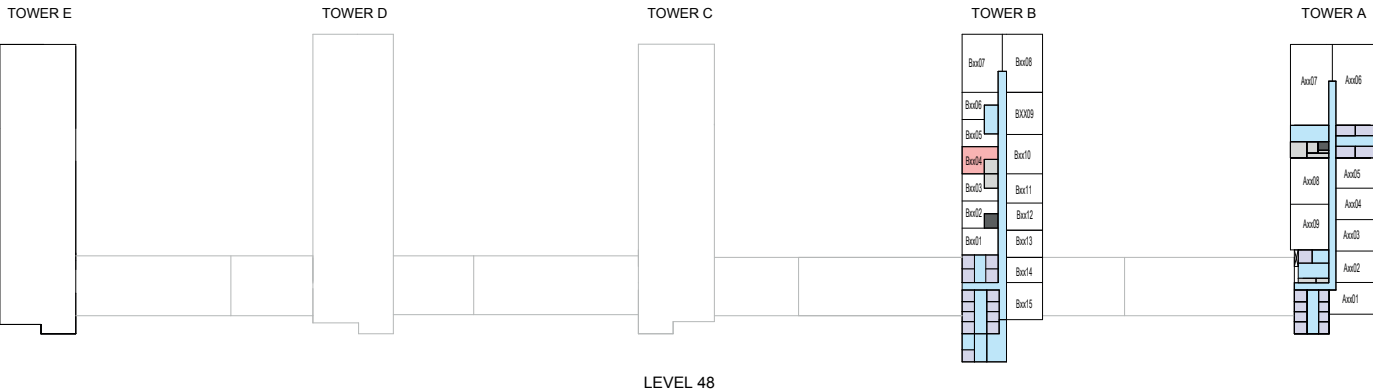
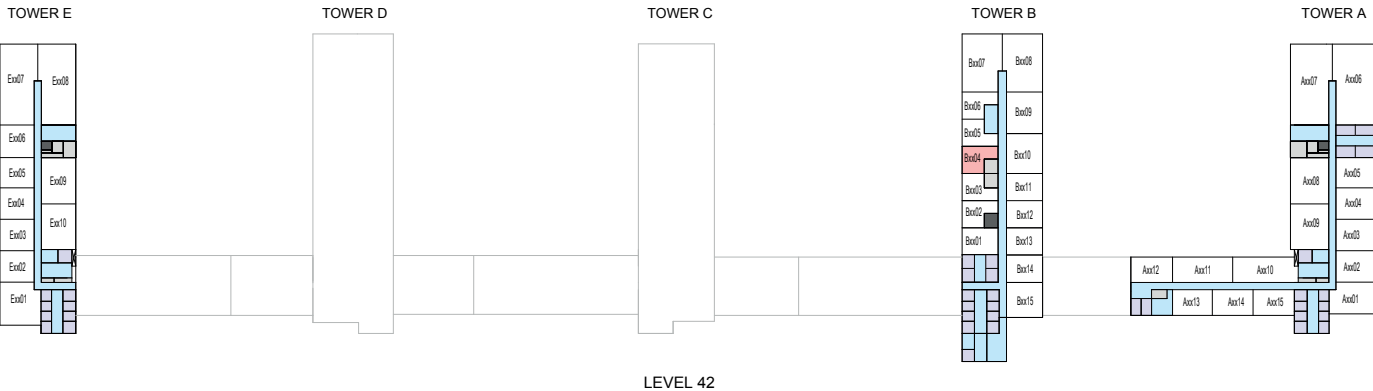
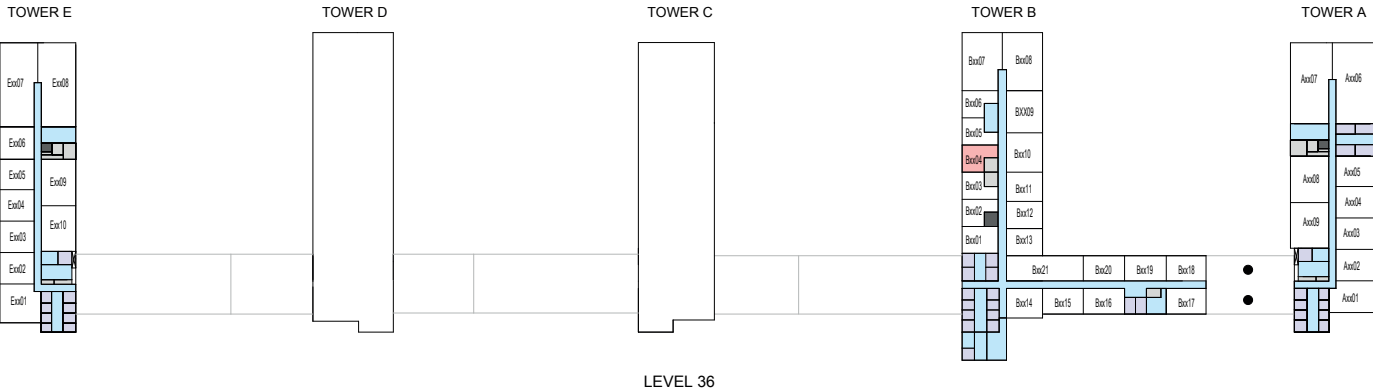
YARD = 115.17 SQ.FT.

TOTAL = 618.01 SQ.FT.



1 BEDROOM APARTMENT
TYPE J (with yard)

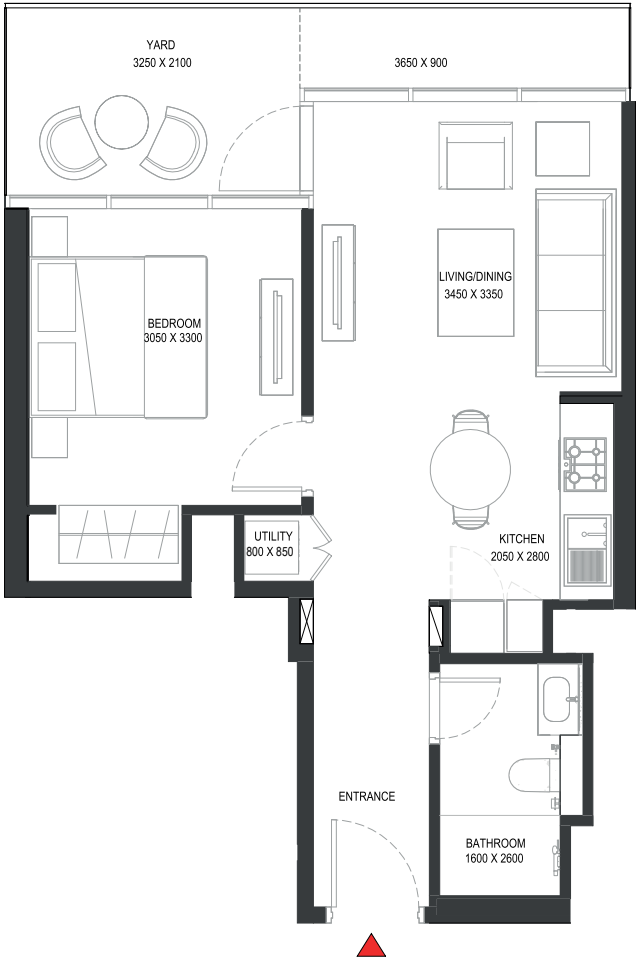
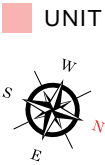
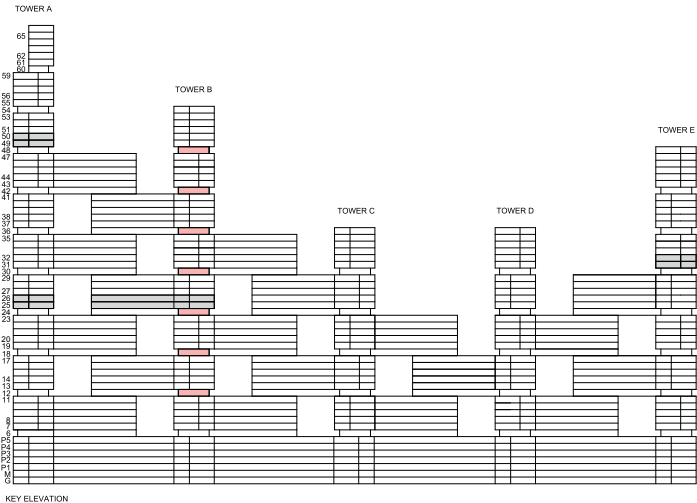
TOTAL SALEABLE AREA
SUITE = 502.84 SQ.FT.
YARD = 115.17 SQ.FT.
TOTAL = 618.01 SQ.FT.



1 BEDROOM APARTMENT

TYPE J (with yard)

TOTAL SALEABLE AREA
SUITE = 502.84 SQ.FT.
YARD = 115.17 SQ.FT.
TOTAL = 618.01 SQ.FT.



List of unit numbers with this unit plan:

- VIEWS**
- Ras Al Khor, Golf Course, Amenities
B1204, B1804
 - Ras Al Khor, Golf Course, Amenities, Water Body
B2404
 - Ras Al Khor, Golf Course, Water Body
B3004, B3604
 - Ras Al Khor, Golf Course
B4204
 - Downtown, Ras Al Khor, Golf Course
B4804

Disclaimer: 1. All dimensions are in metric, measured to wall finishes. 2. All materials, dimensions & drawings are approximate. 3. Information is subject to change without notice, at developer's absolute discretion. 4. Actual area may vary from the stated area. 5. Drawing are not to scale. 6. All images used are for illustrative purpose only and do not represent the actual size, features, specifications, fittings and furnishings. 7. The developer reserves the right to make revisions/ alterations, at its absolute discretion, without any liability whatsoever.

1 BEDROOM APARTMENT

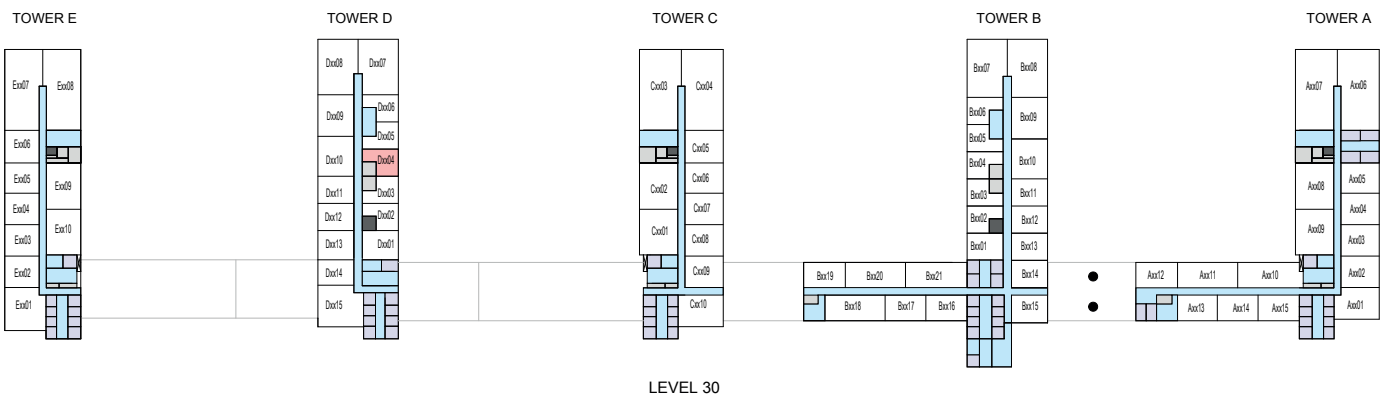
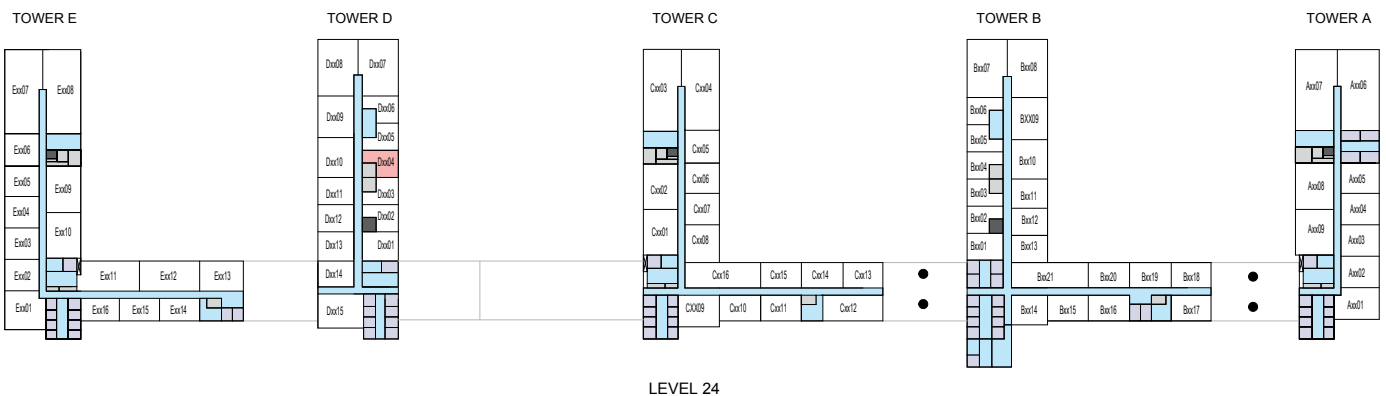
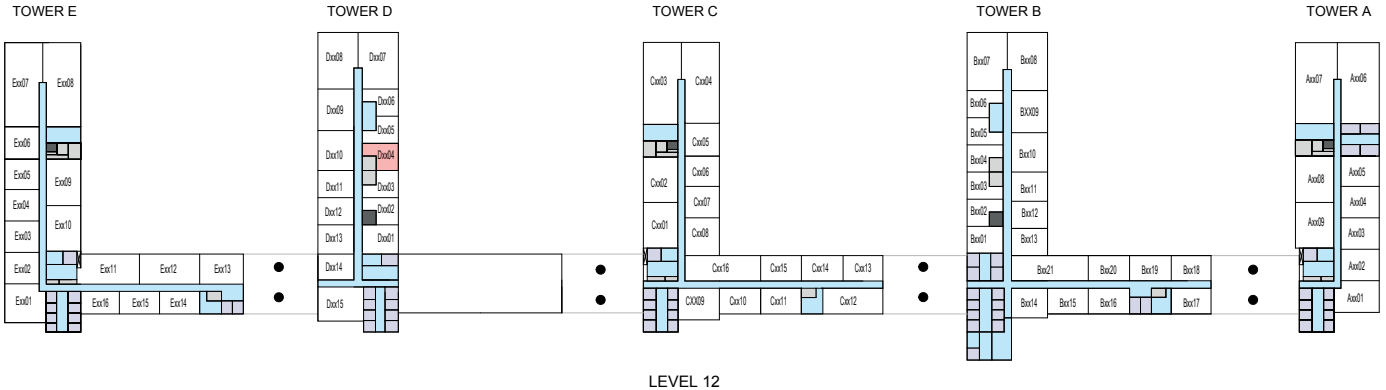
TYPE J (with yard) VARIANT 1

TOTAL SALEABLE AREA

SUITE = 504.72 SQ.FT.

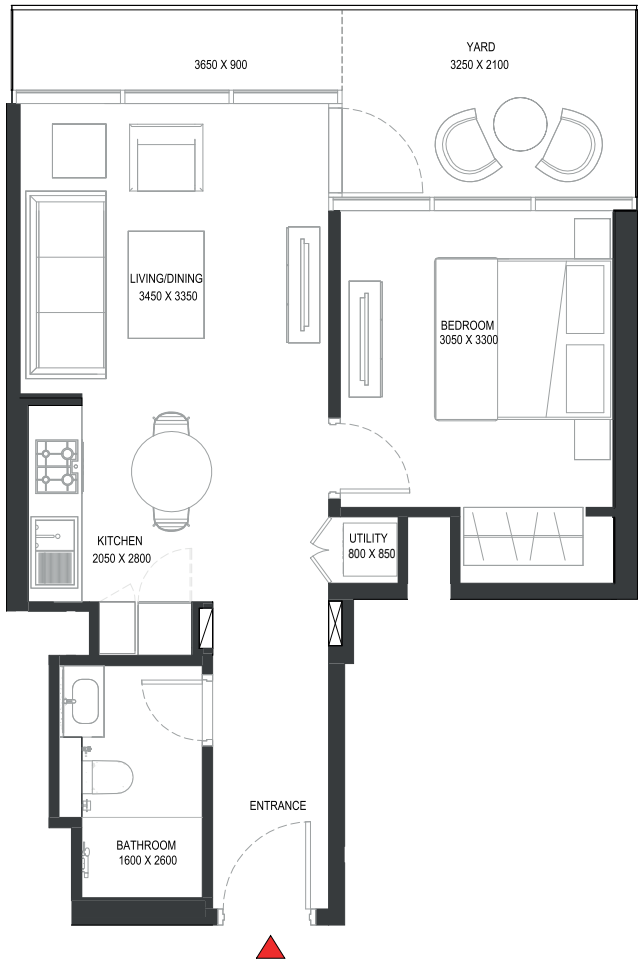
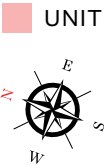
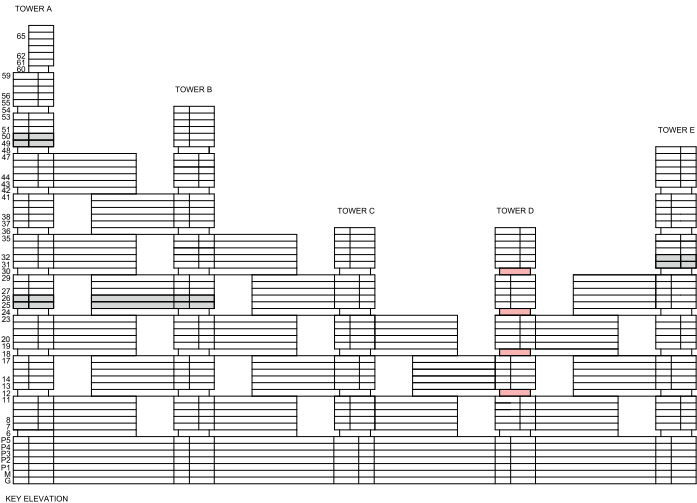
YARD = 114.96 SQ.FT.

TOTAL = 619.68 SQ.FT.



1 BEDROOM APARTMENT
TYPE J (with yard) VARIANT 1

TOTAL SALEABLE AREA
SUITE = 504.72 SQ.FT.
YARD = 114.96 SQ.FT.
TOTAL = 619.68 SQ.FT.



List of unit numbers with this unit plan:

VIEWS

Creek, Amenities
D1204

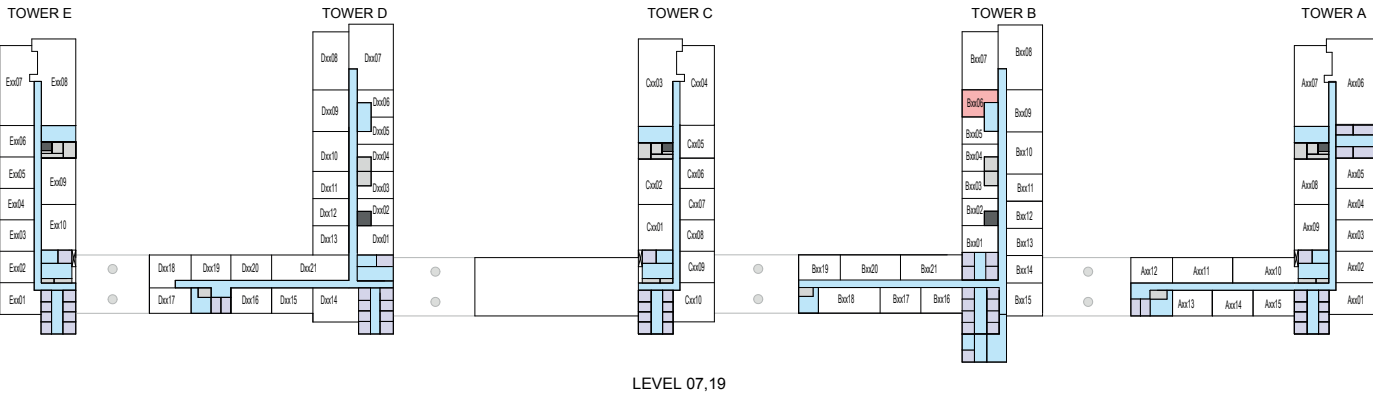
Creek, Golf Course, Amenities
D1804, D2404

Creek, Golf Course
D3004

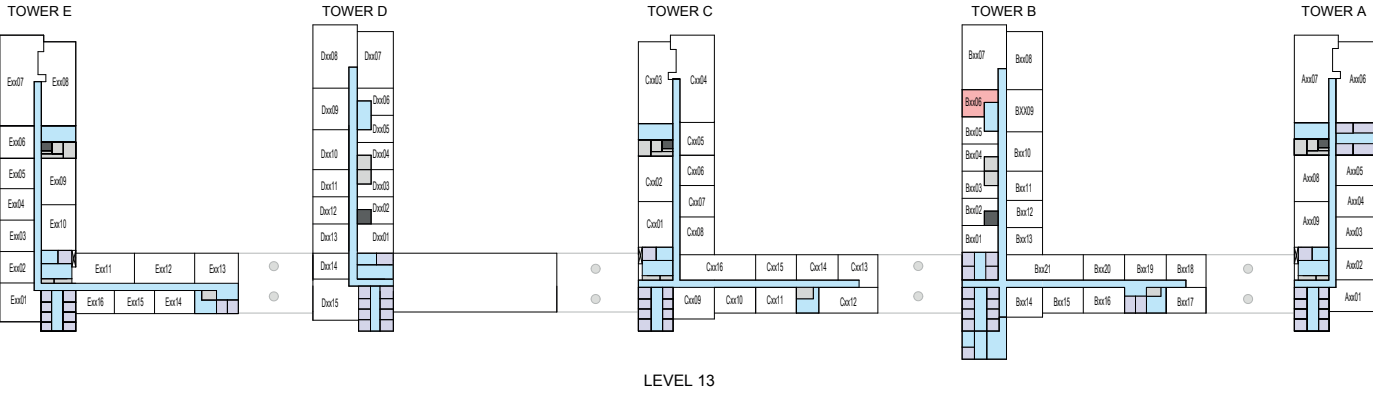
Disclaimer: 1. All dimensions are in metric, measured to wall finishes. 2. All materials, dimensions & drawings are approximate. 3. Information is subject to change without notice, at developer's absolute discretion. 4. Actual area may vary from the stated area. 5. Drawing are not to scale. 6. All images used are for illustrative purpose only and do not represent the actual size, features, specifications, fittings and furnishings. 7. The developer reserves the right to make revisions/ alterations, at its absolute discretion, without any liability whatsoever.

1 BEDROOM APARTMENT
TYPE K (with yard)

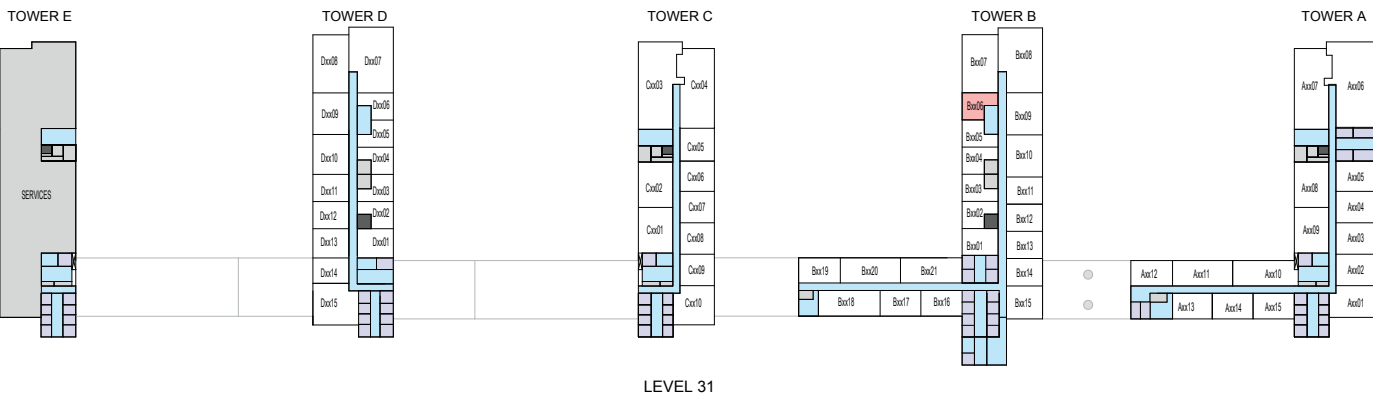
TOTAL SALEABLE AREA
SUITE = 490.21 SQ.FT.
BALCONY = 110.95 SQ.FT.
TOTAL = 601.16 SQ.FT.



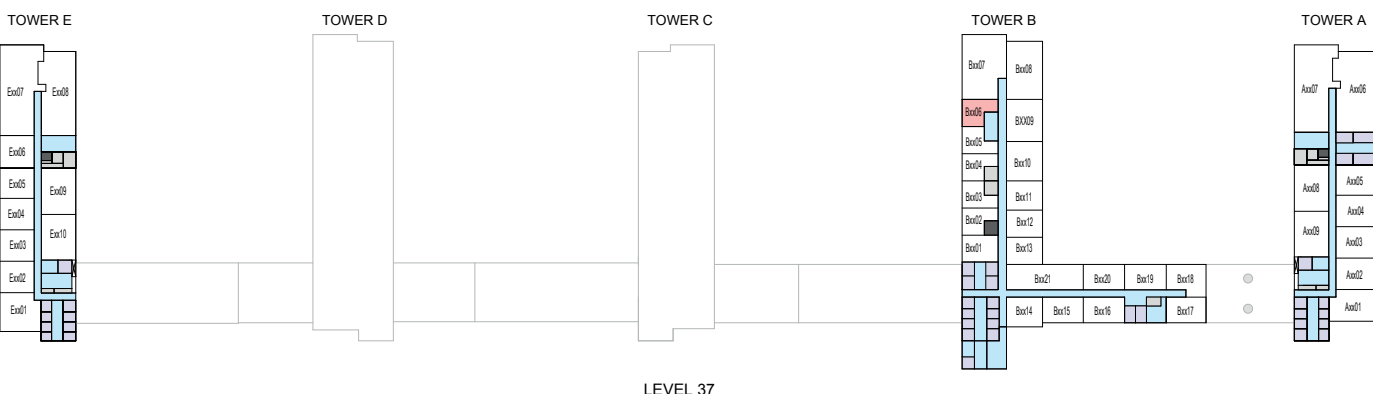
LEVEL 07, 19



LEVEL 13



LEVEL 31

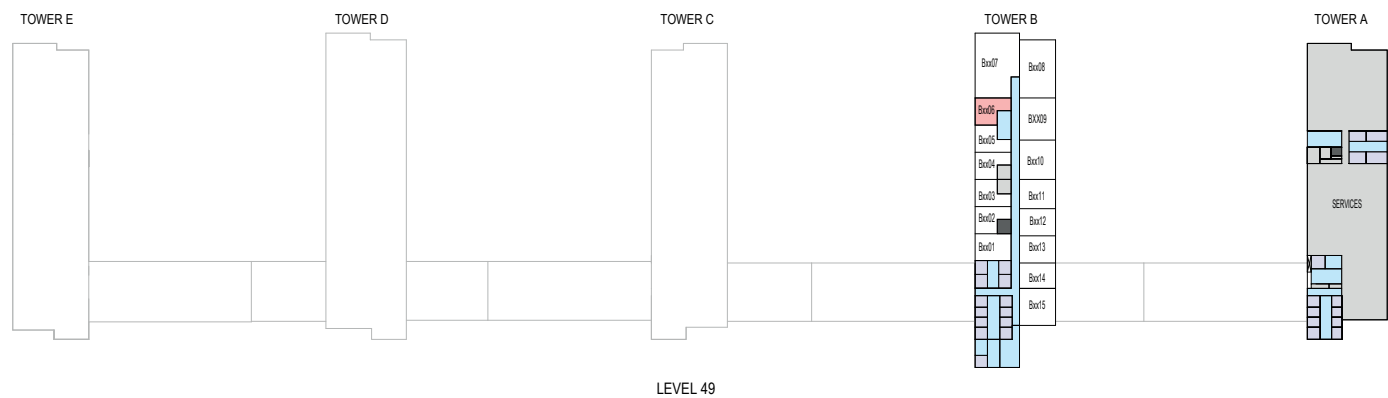
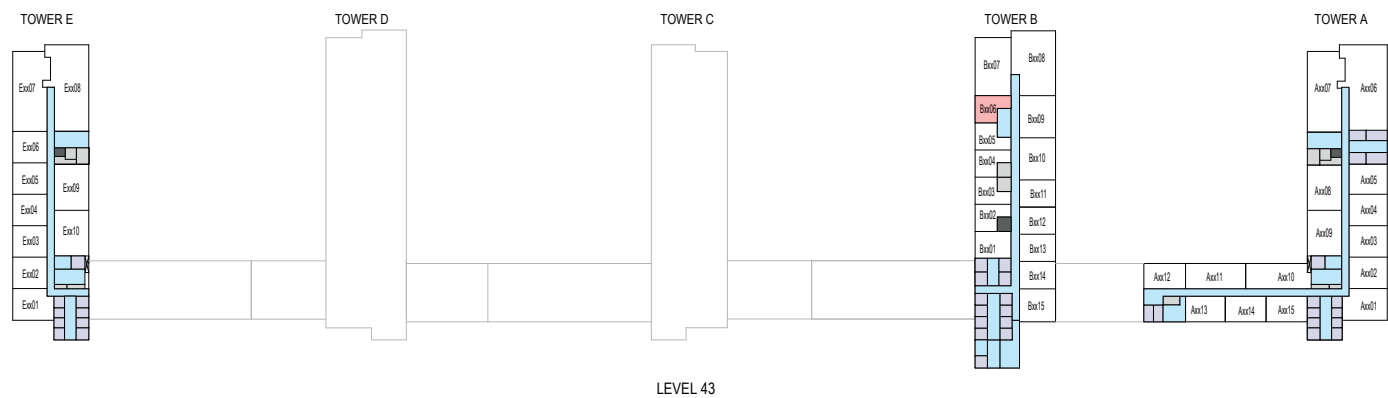


LEVEL 37

Disclaimer: 1. All dimensions are in metric, measured to wall finishes. 2. All materials, dimensions & drawings are approximate. 3. Information is subject to change without notice, at developer's absolute discretion. 4. Actual area may vary from the stated area. 5. Drawing are not to scale. 6. All images used are for illustrative purpose only and do not represent the actual size, features, specifications, fittings and furnishings. 7. The developer reserves the right to make revisions/ alterations, at its absolute discretion, without any liability whatsoever.

1 BEDROOM APARTMENT
TYPE K (with yard)

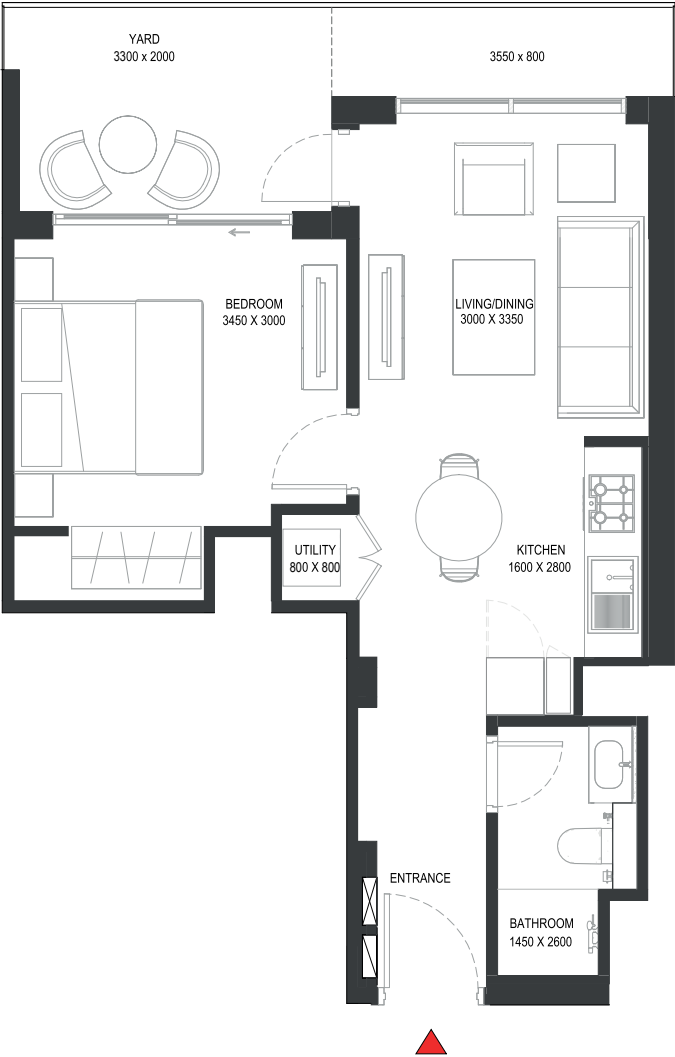
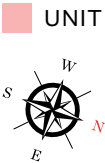
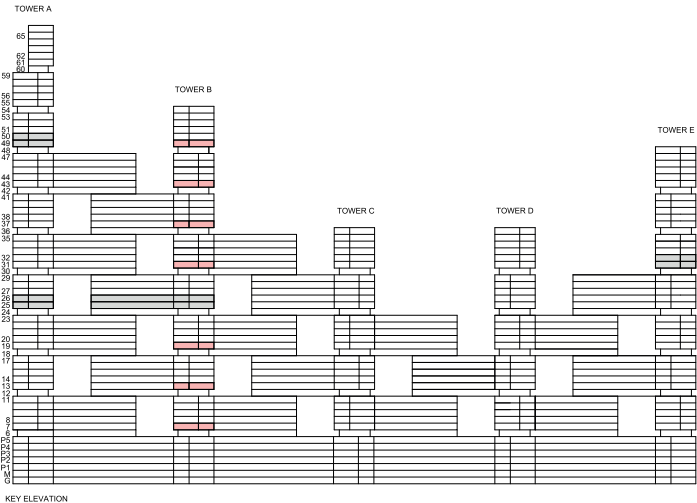
TOTAL SALEABLE AREA
SUITE = 490.21 SQ.FT.
BALCONY = 110.95 SQ.FT.
TOTAL = 601.16 SQ.FT.



Disclaimer: 1. All dimensions are in metric, measured to wall finishes. 2. All materials, dimensions & drawings are approximate. 3. Information is subject to change without notice, at developer's absolute discretion. 4. Actual area may vary from the stated area. 5. Drawing are not to scale. 6. All images used are for illustrative purpose only and do not represent the actual size, features, specifications, fittings and furnishings. 7. The developer reserves the right to make revisions/ alterations, at its absolute discretion, without any liability whatsoever.

1 BEDROOM APARTMENT
TYPE K (with yard)

TOTAL SALEABLE AREA
SUITE = 490.21 SQ.FT.
BALCONY = 110.95 SQ.FT.
TOTAL = 601.16 SQ.FT.



List of unit numbers with this unit plan:

VIEWS

Ras Al Khor, Golf Course, Amenities
B706, B1306, B1906

Ras Al Khor, Golf Course, Water Body
B3106

Ras Al Khor, Golf Course
B3706, B4306

Downtown, Ras Al Khor, Golf Course
B4906

1 BEDROOM APARTMENT

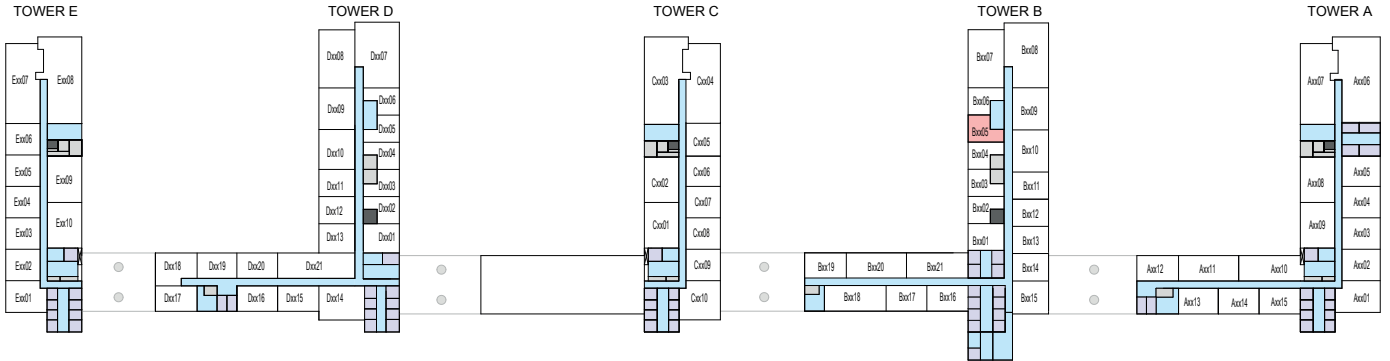
TYPE K (with yard) VARIANT 1

TOTAL SALEABLE AREA

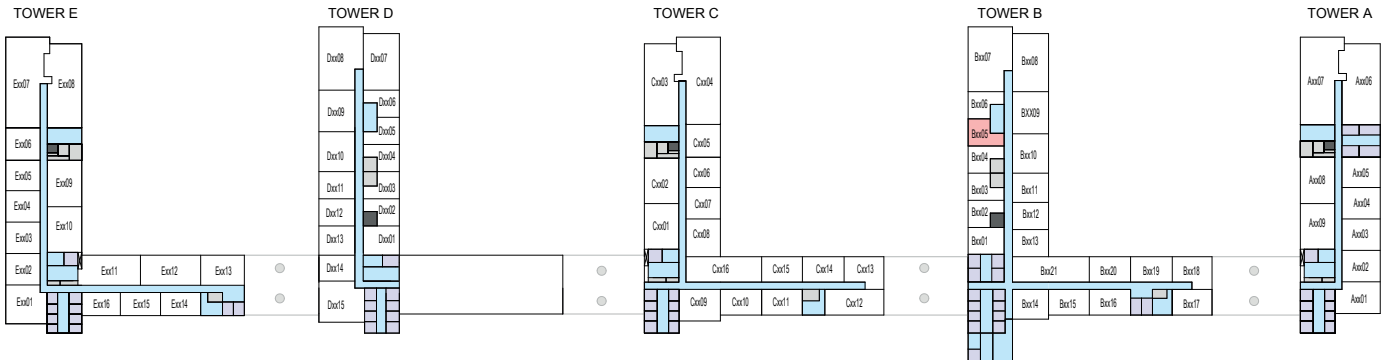
SUITE = 491.58 SQ.FT.

YARD = 110.95 SQ.FT.

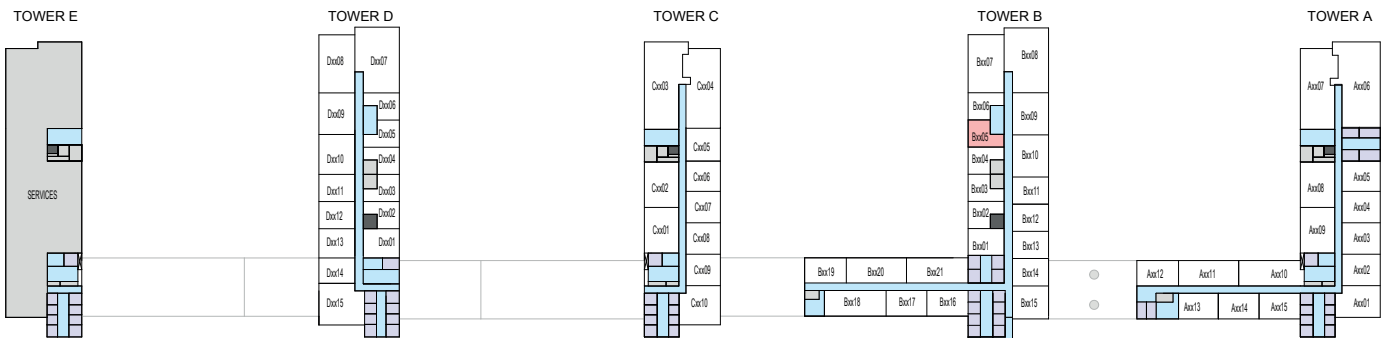
TOTAL = 602.53 SQ.FT.



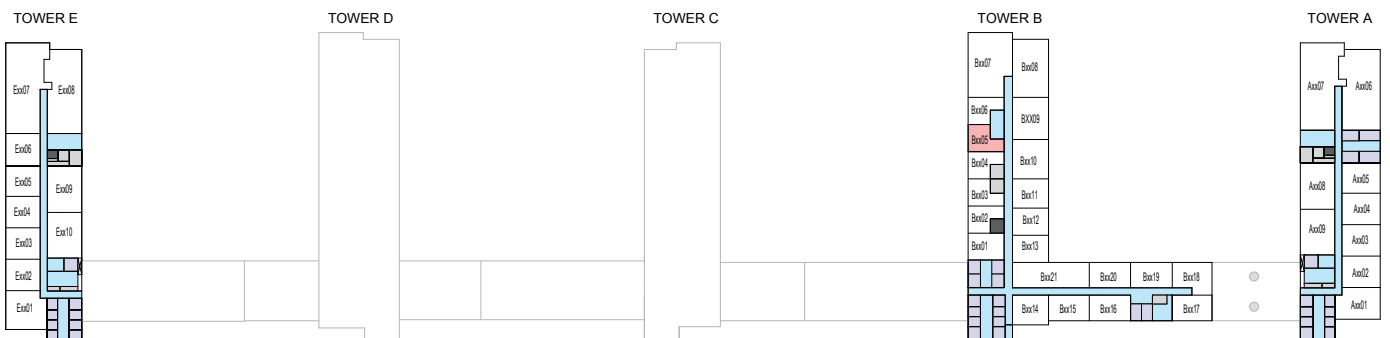
LEVEL 07, 19



LEVEL 13



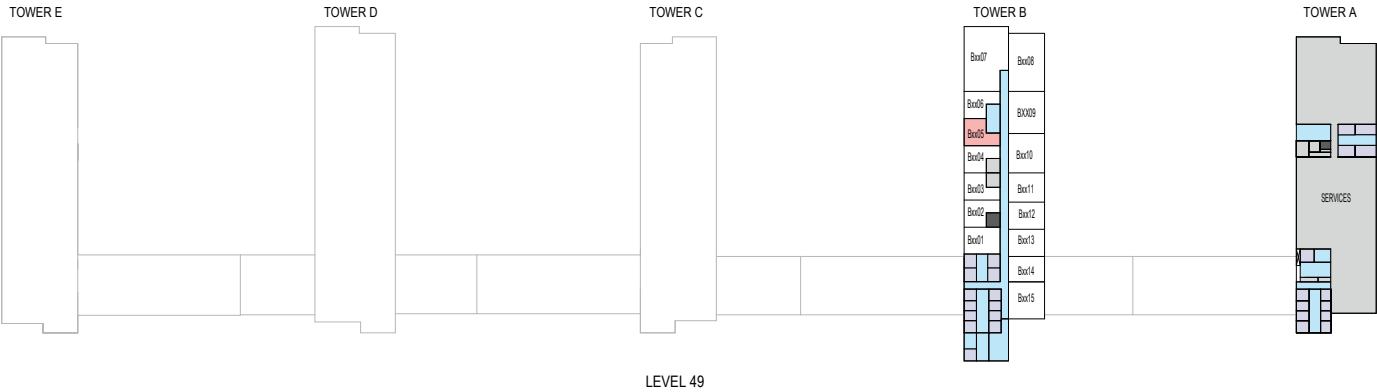
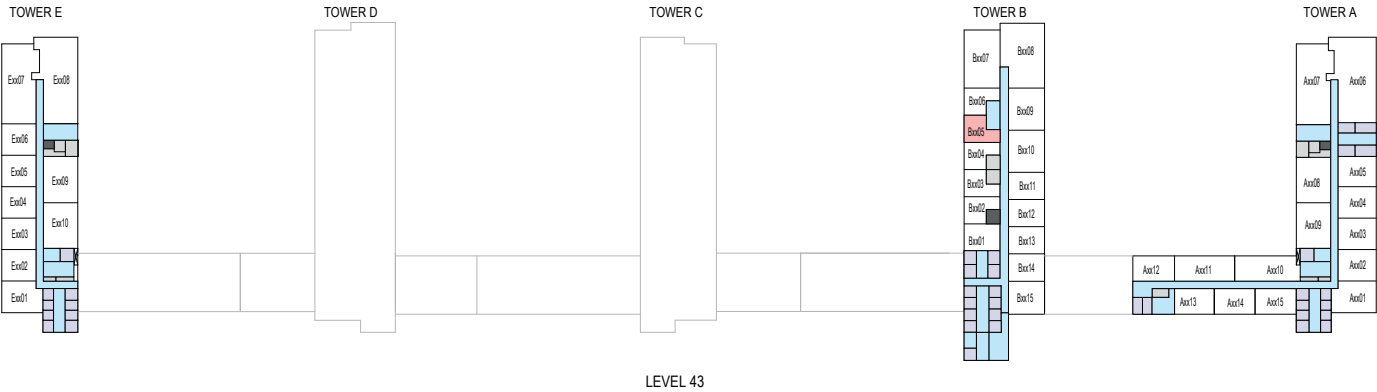
LEVEL 31



LEVEL 37

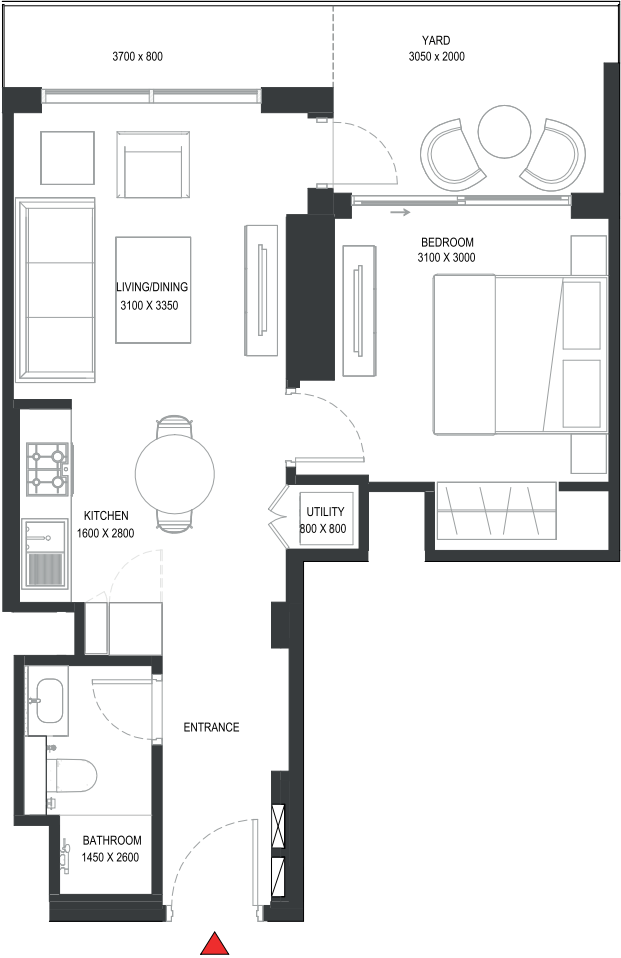
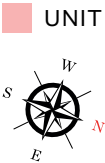
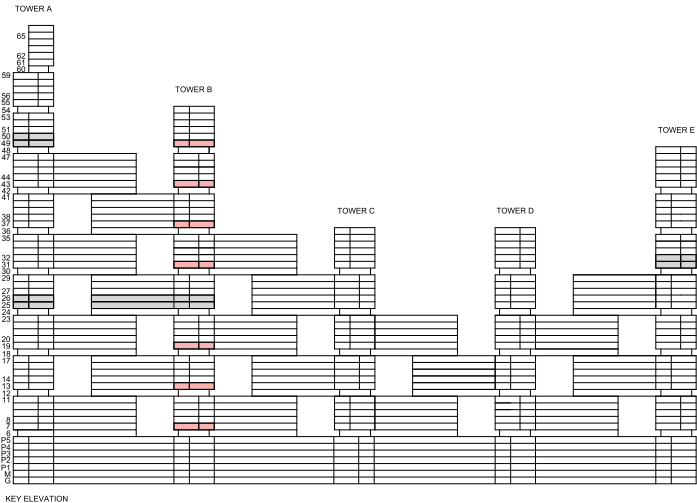
1 BEDROOM APARTMENT
TYPE K (with yard) VARIANT 1

TOTAL SALEABLE AREA
SUITE = 491.58 SQ.FT.
YARD = 110.95 SQ.FT.
TOTAL = 602.53 SQ.FT.



1 BEDROOM APARTMENT
TYPE K (with yard) VARIANT 1

TOTAL SALEABLE AREA
SUITE = 491.58 SQ.FT.
YARD = 110.95 SQ.FT.
TOTAL = 602.53 SQ.FT.



List of unit numbers with this unit plan:

VIEWS

Ras Al Khor, Golf Course, Amenities
B705, B1305, B1905

Ras Al Khor, Golf Course, Water Body
B3105

Ras Al Khor, Golf Course
B3705, B4305

Downtown, Ras Al Khor, Golf Course
B4905

Disclaimer: 1. All dimensions are in metric, measured to wall finishes. 2. All materials, dimensions & drawings are approximate. 3. Information is subject to change without notice, at developer's absolute discretion. 4. Actual area may vary from the stated area. 5. Drawing are not to scale. 6. All images used are for illustrative purpose only and do not represent the actual size, features, specifications, fittings and furnishings. 7. The developer reserves the right to make revisions/ alterations, at its absolute discretion, without any liability whatsoever.

1 BEDROOM APARTMENT

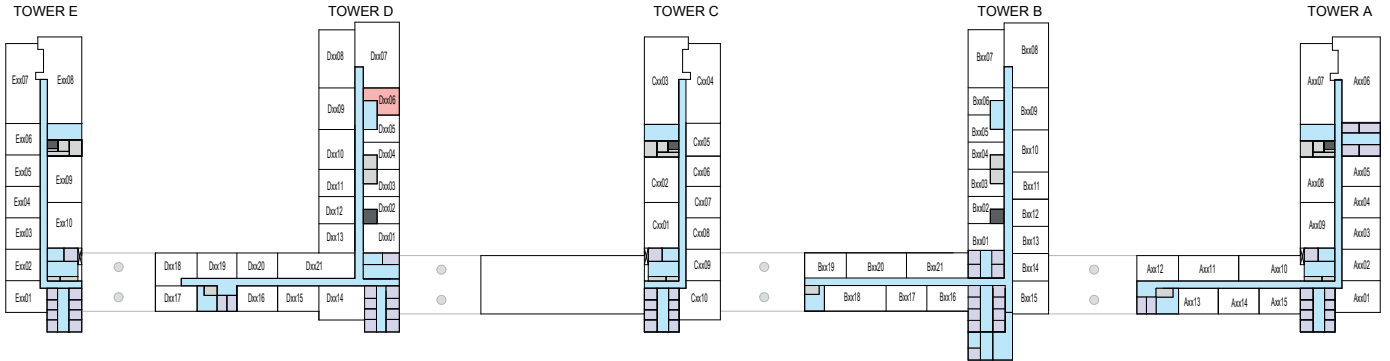
TYPE K (with yard) VARIANT 2

TOTAL SALEABLE AREA

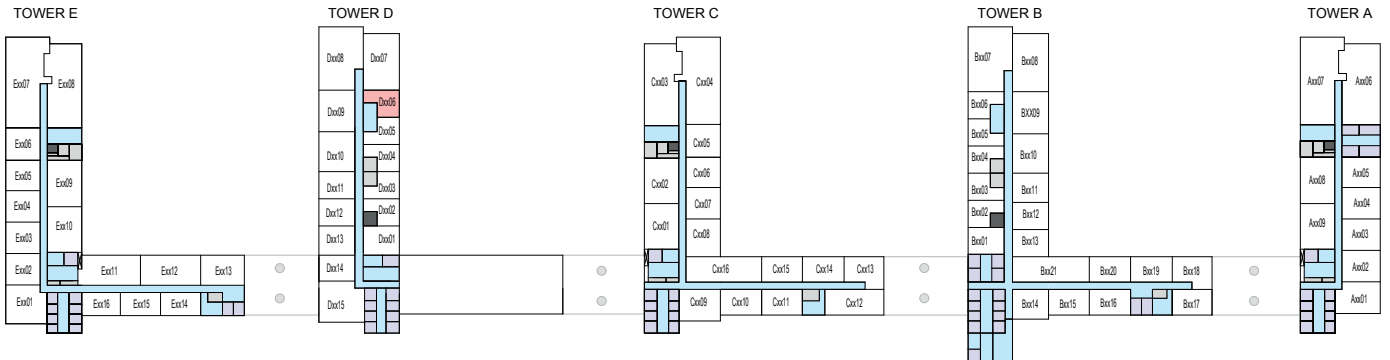
SUITE = 488.68 SQ.FT.

YARD = 118.40 SQ.FT.

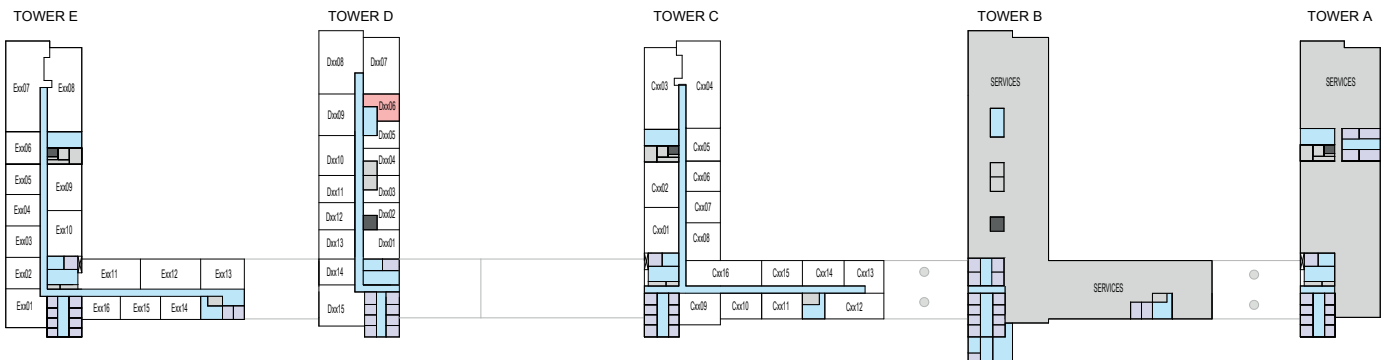
TOTAL = 607.08 SQ.FT.



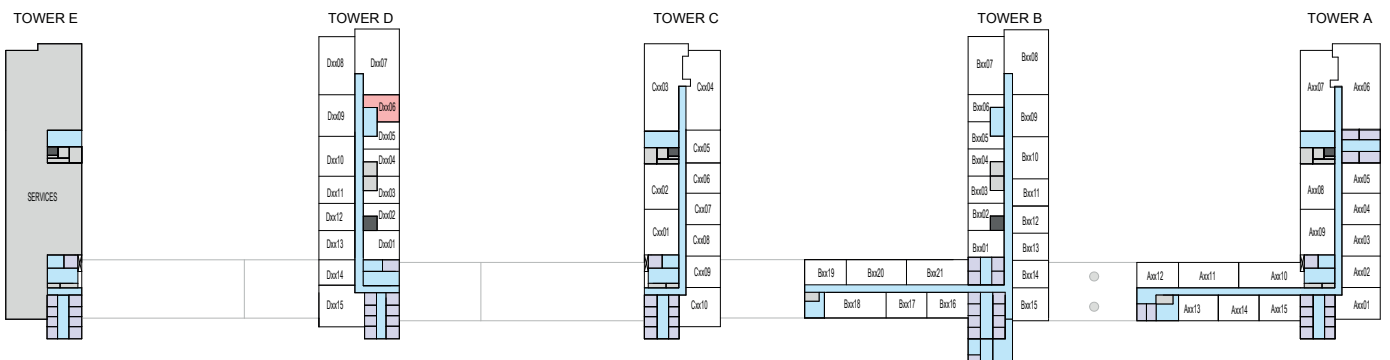
LEVEL 07,19



LEVEL 13



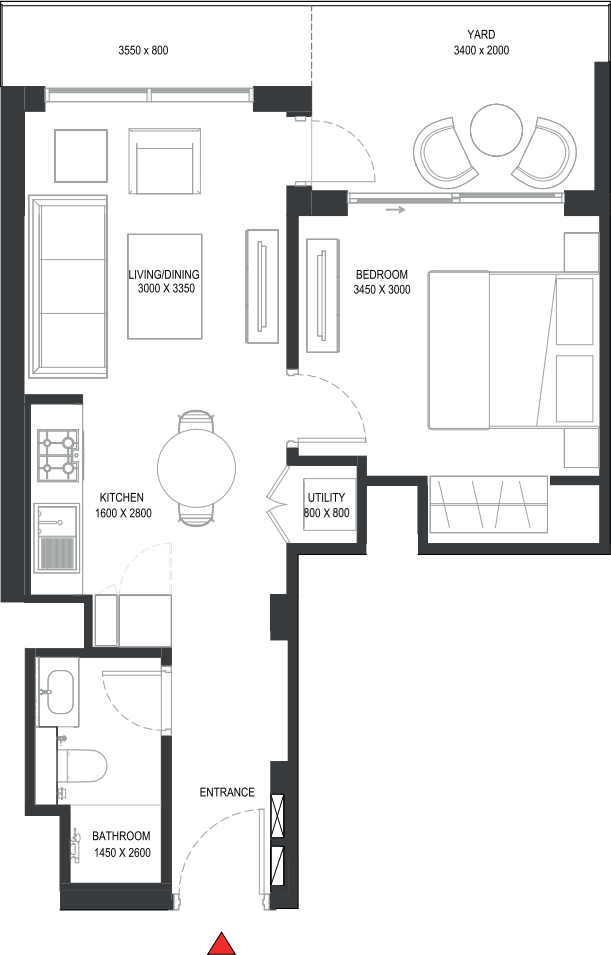
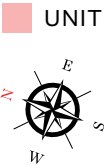
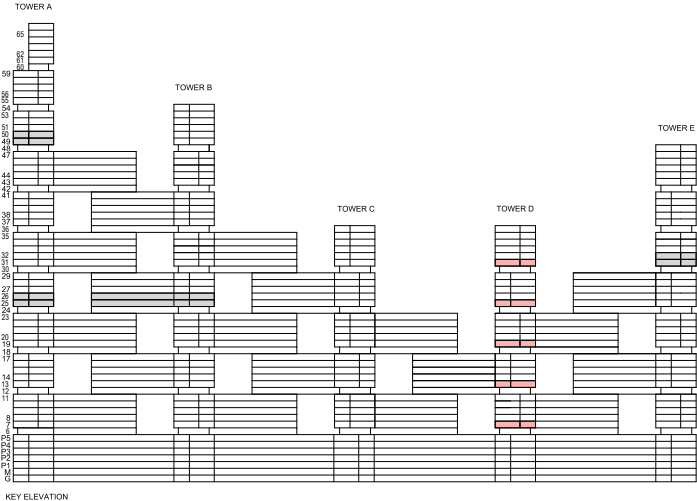
LEVEL 25



LEVEL 31

1 BEDROOM APARTMENT
TYPE K (with yard) VARIANT 2

TOTAL SALEABLE AREA
SUITE = 488.68 SQ.FT.
YARD = 118.40 SQ.FT.
TOTAL = 607.08 SQ.FT.



List of unit numbers with this unit plan:

VIEWS

Creek, Amenities
D706

Creek, Golf Course, Amenities
D1306, D1906

Creek, Golf Course
D2506, D3106

Disclaimer: 1. All dimensions are in metric, measured to wall finishes. 2. All materials, dimensions & drawings are approximate. 3. Information is subject to change without notice, at developer's absolute discretion. 4. Actual area may vary from the stated area. 5. Drawing are not to scale. 6. All images used are for illustrative purpose only and do not represent the actual size, features, specifications, fittings and furnishings. 7. The developer reserves the right to make revisions/ alterations, at its absolute discretion, without any liability whatsoever.

1 BEDROOM APARTMENT

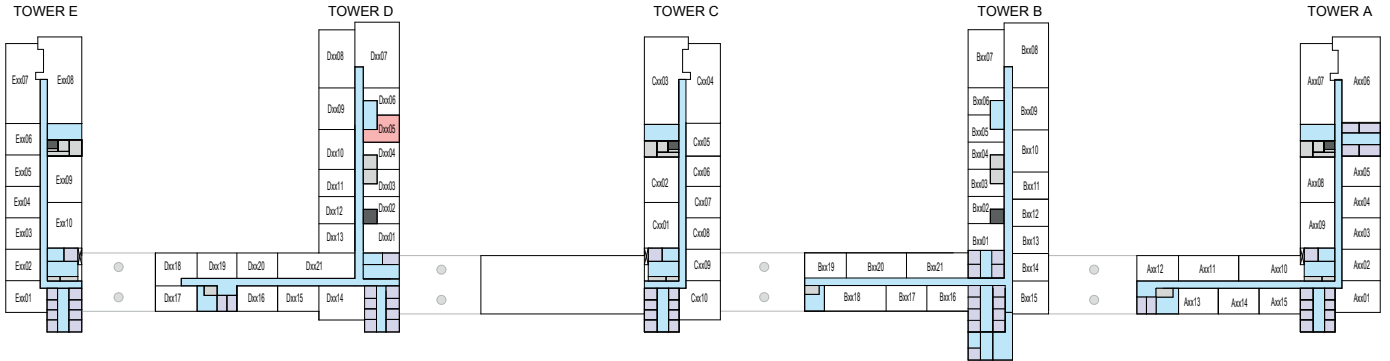
TYPE K (with yard) VARIANT 3

TOTAL SALEABLE AREA

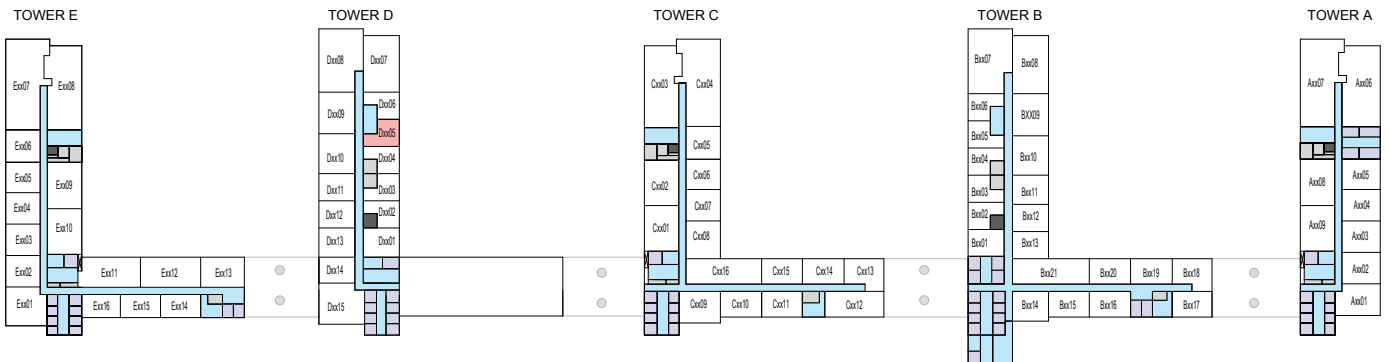
SUITE = 488.47 SQ.FT.

YARD = 119.05 SQ.FT.

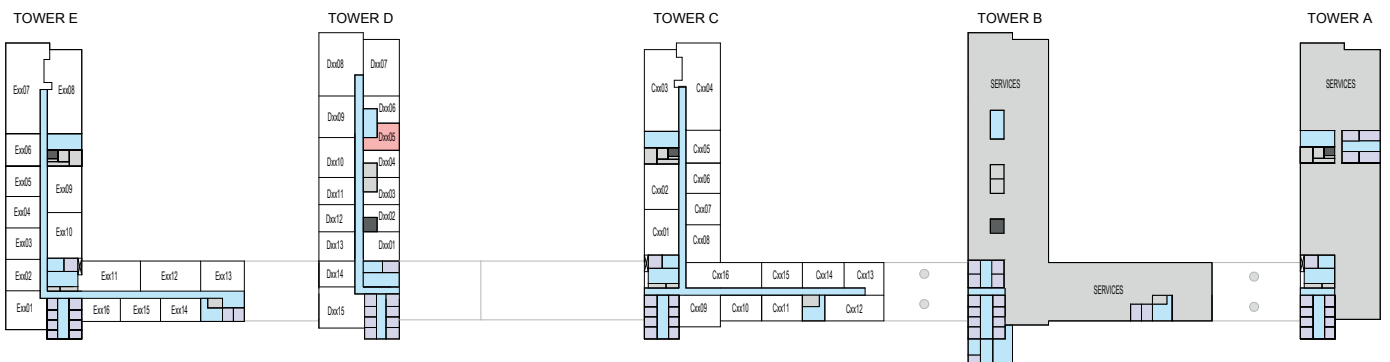
TOTAL = 607.52 SQ.FT.



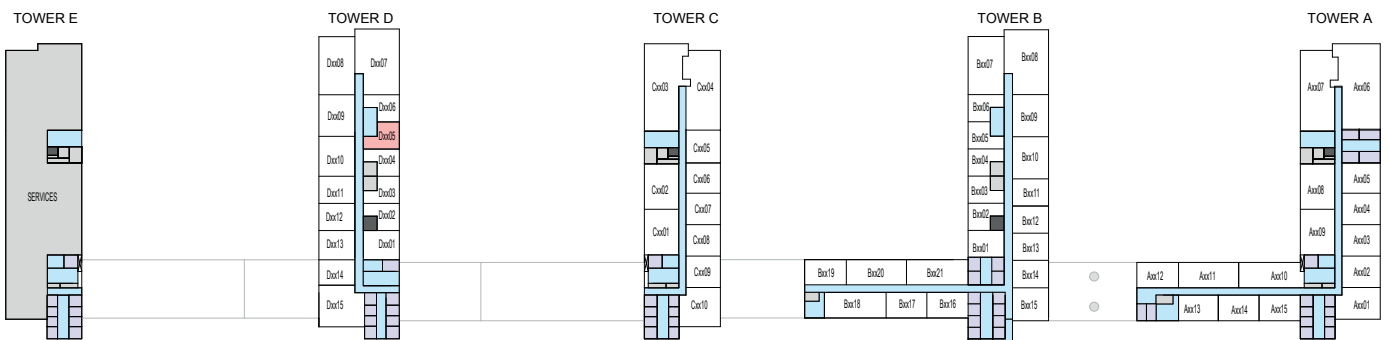
LEVEL 07,19



LEVEL 13



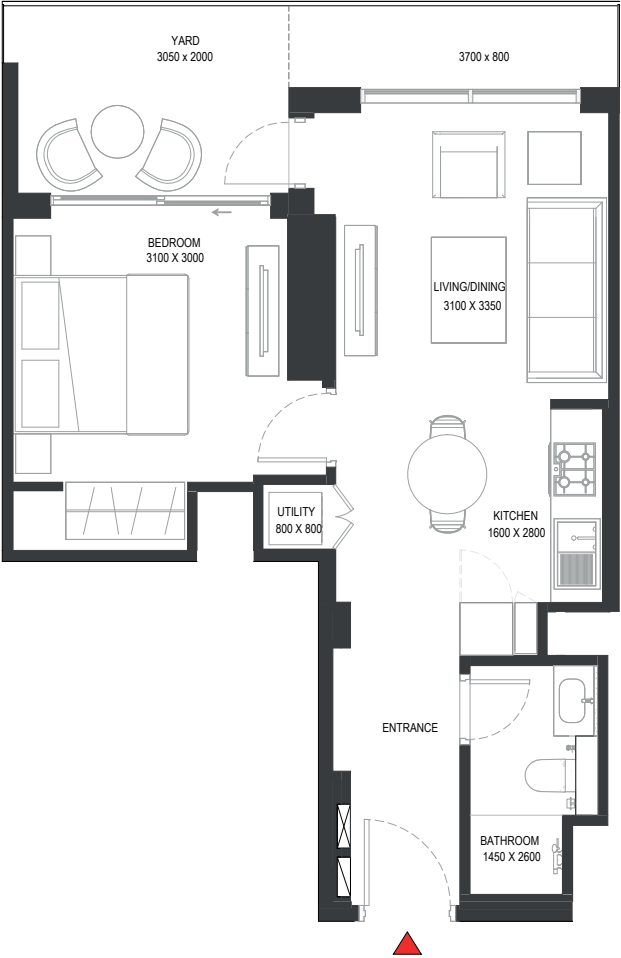
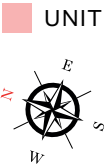
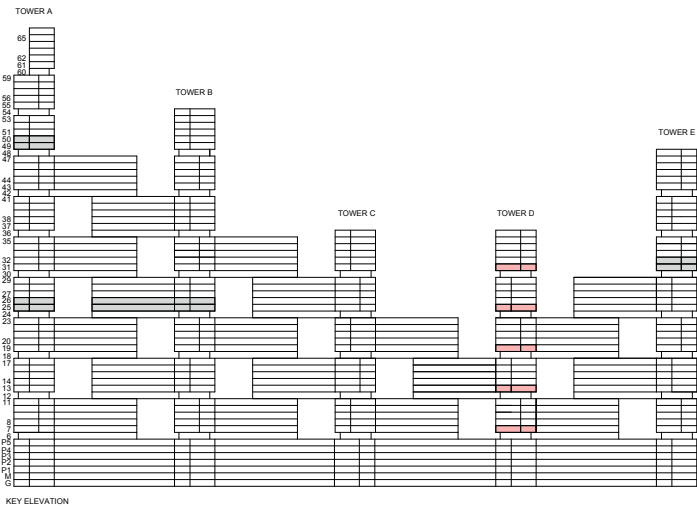
LEVEL 25



LEVEL 31

1 BEDROOM APARTMENT
TYPE K (with yard) VARIANT 3

TOTAL SALEABLE AREA
SUITE = 488.47 SQ.FT.
YARD = 119.05 SQ.FT.
TOTAL = 607.52 SQ.FT.



List of unit numbers with this unit plan:

- VIEWS**
- Creek, Amenities
D705
- Creek, Golf Course, Amenities
D1305, D1905
- Creek, Golf Course
D2505, D3105

Disclaimer: 1. All dimensions are in metric, measured to wall finishes. 2. All materials, dimensions & drawings are approximate. 3. Information is subject to change without notice, at developer's absolute discretion. 4. Actual area may vary from the stated area. 5. Drawing are not to scale. 6. All images used are for illustrative purpose only and do not represent the actual size, features, specifications, fittings and furnishings. 7. The developer reserves the right to make revisions/ alterations, at its absolute discretion, without any liability whatsoever.

1 BEDROOM APARTMENT

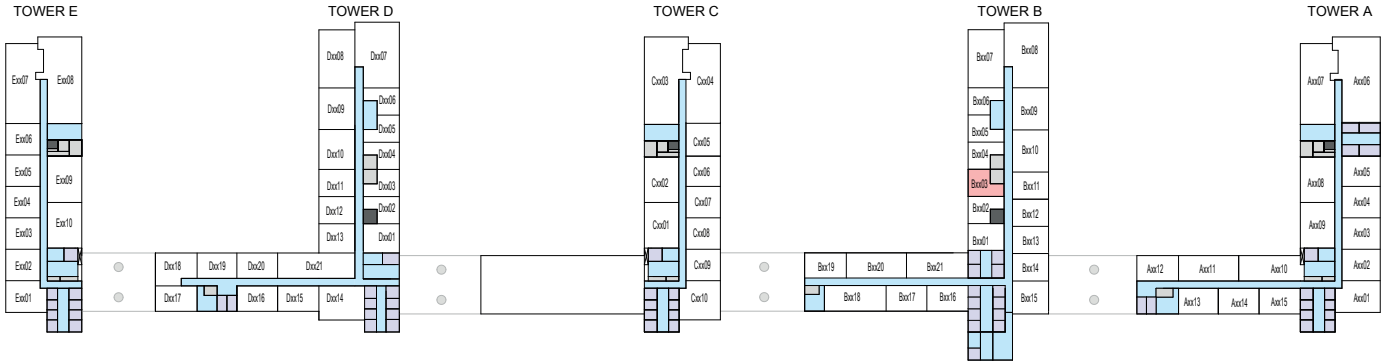
TYPE L (with yard)

TOTAL SALEABLE AREA

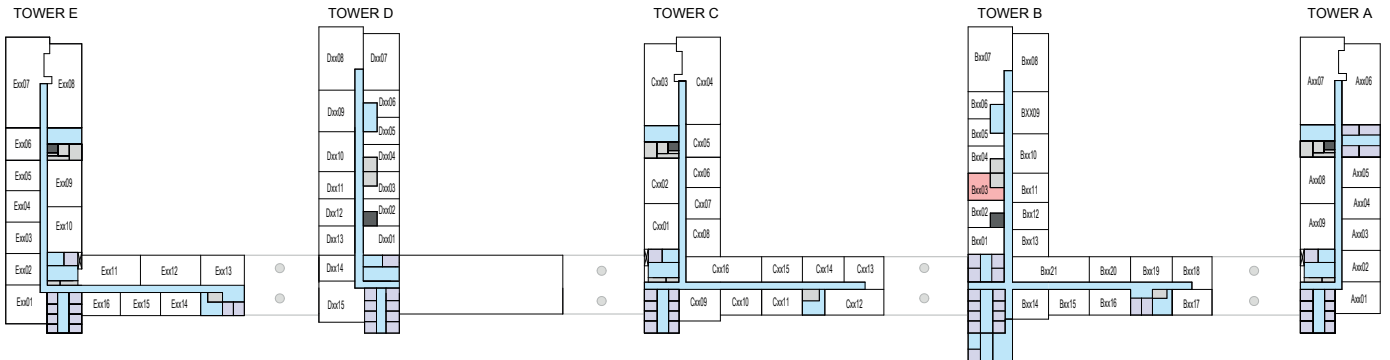
SUITE = 503.94 SQ.FT.

YARD = 109.90 SQ.FT.

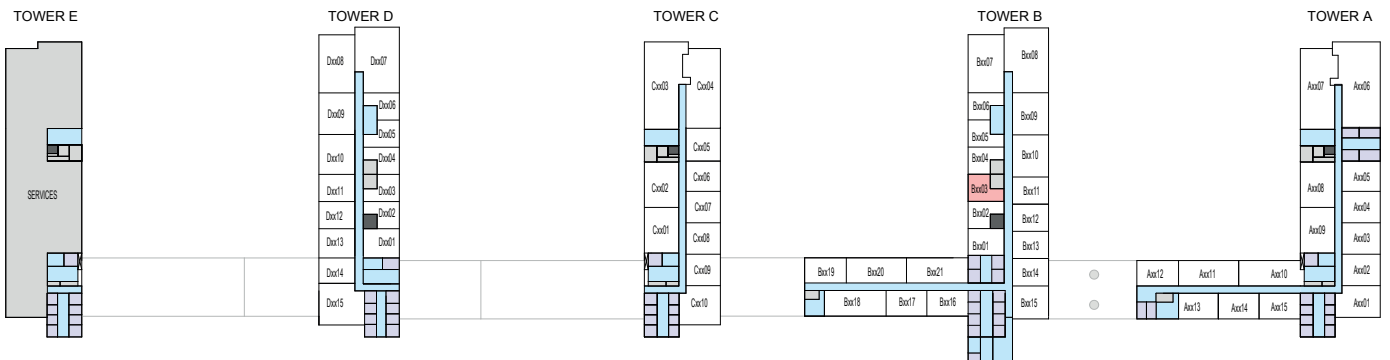
TOTAL = 613.84 SQ.FT.



LEVEL 07, 19

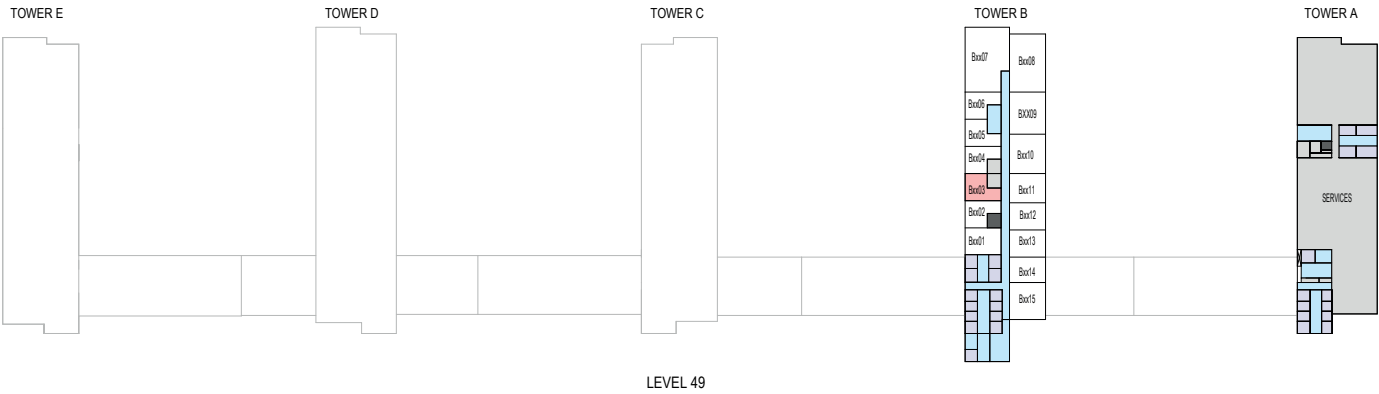
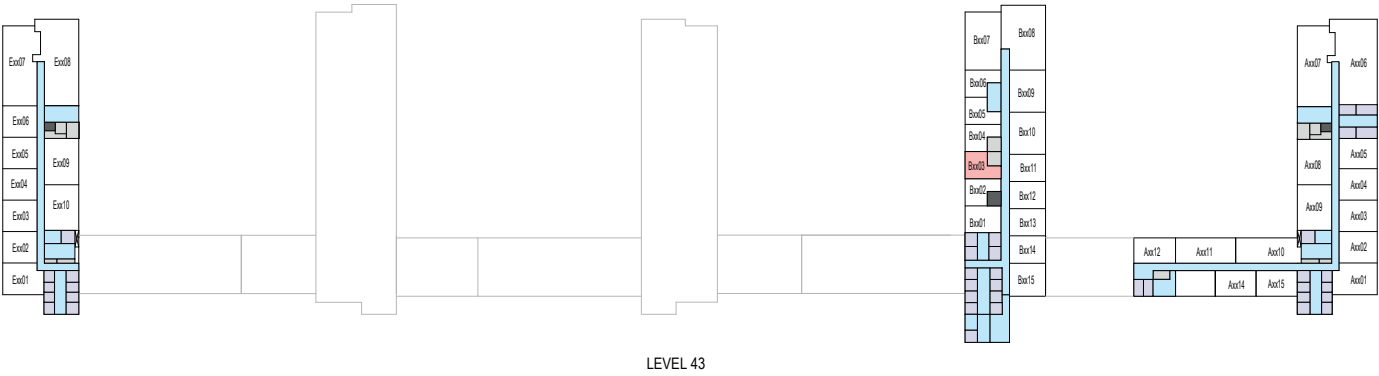


LEVEL 13



1 BEDROOM APARTMENT
TYPE L (with yard)

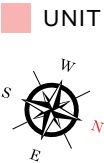
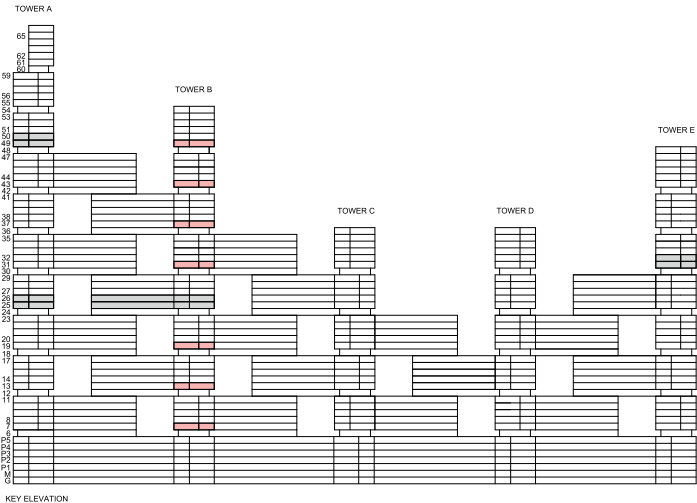
TOTAL SALEABLE AREA
SUITE = 503.94 SQ.FT.
YARD = 109.90 SQ.FT.
TOTAL = 613.84 SQ.FT.



1 BEDROOM APARTMENT

TYPE L (with yard)

TOTAL SALEABLE AREA
SUITE = 503.94 SQ.FT.
YARD = 109.90 SQ.FT.
TOTAL = 613.84 SQ.FT.



List of unit numbers with this unit plan:

VIEWS

Ras Al Khor, Amenities
B703

Ras Al Khor, Golf Course, Amenities
B1303, B1903

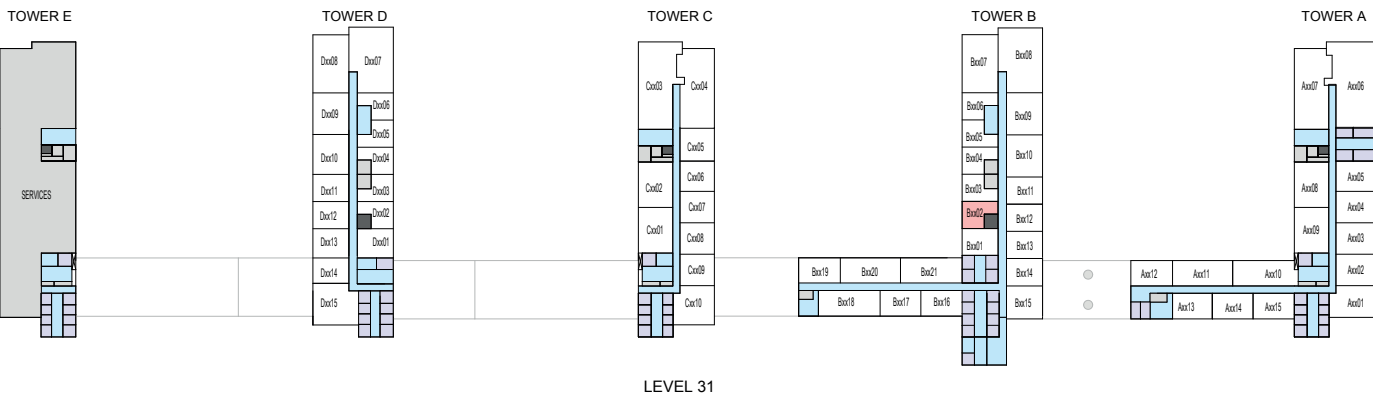
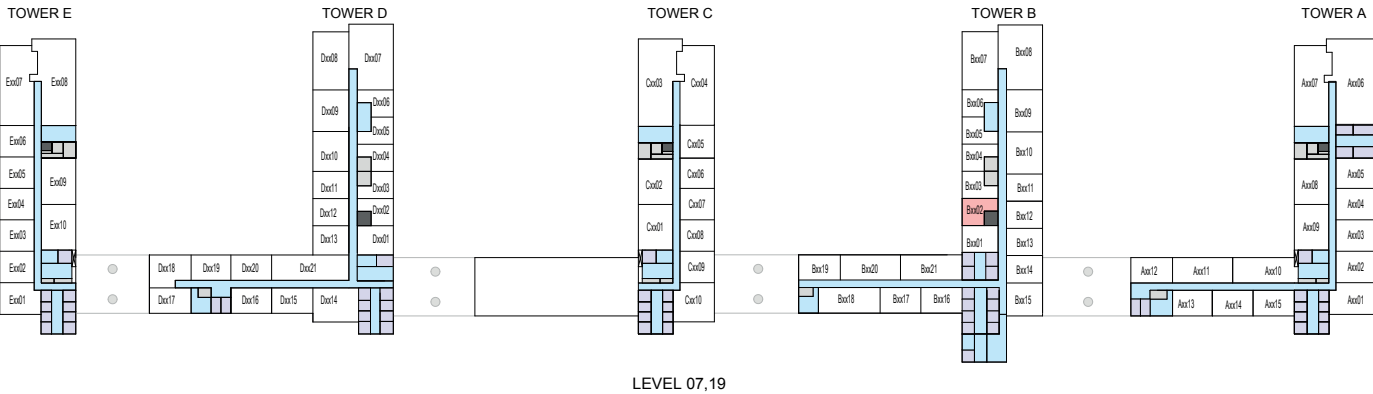
Ras Al Khor, Golf Course, Water Body
B3103

Ras Al Khor, Golf Course
B3703, B4303

Downtown, Ras Al Khor, Golf Course
B4903

1 BEDROOM APARTMENT
TYPE L (with yard) VARIANT 1

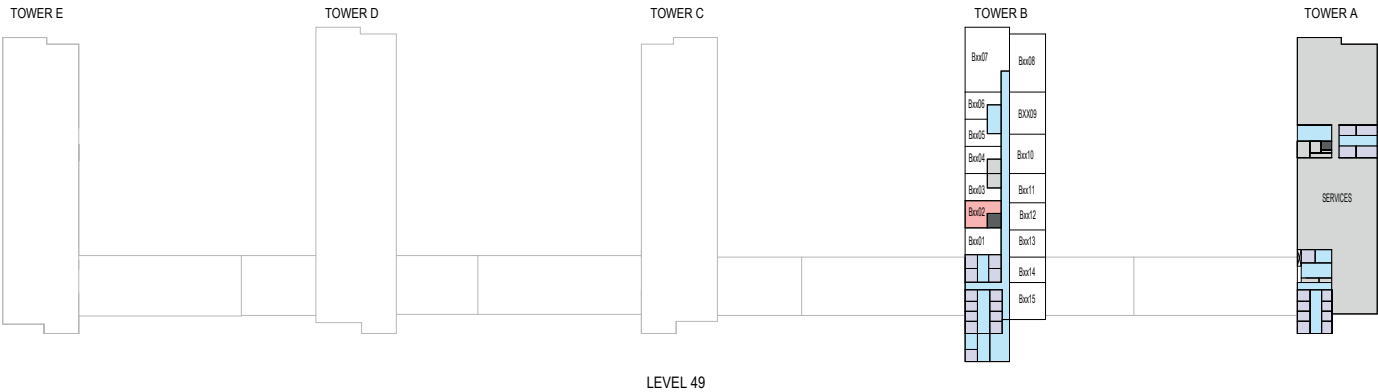
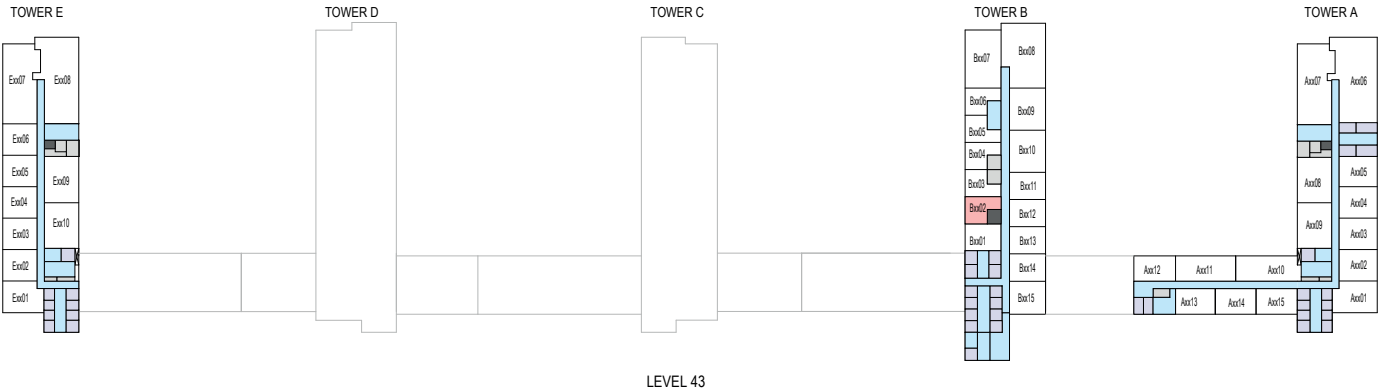
TOTAL SALEABLE AREA
SUITE = 503.94 SQ.FT.
YARD = 109.90 SQ.FT.
TOTAL = 613.84 SQ.FT.



Disclaimer: 1. All dimensions are in metric, measured to wall finishes. 2. All materials, dimensions & drawings are approximate. 3. Information is subject to change without notice, at developer's absolute discretion. 4. Actual area may vary from the stated area. 5. Drawing are not to scale. 6. All images used are for illustrative purpose only and do not represent the actual size, features, specifications, fittings and furnishings. 7. The developer reserves the right to make revisions/ alterations, at its absolute discretion, without any liability whatsoever.

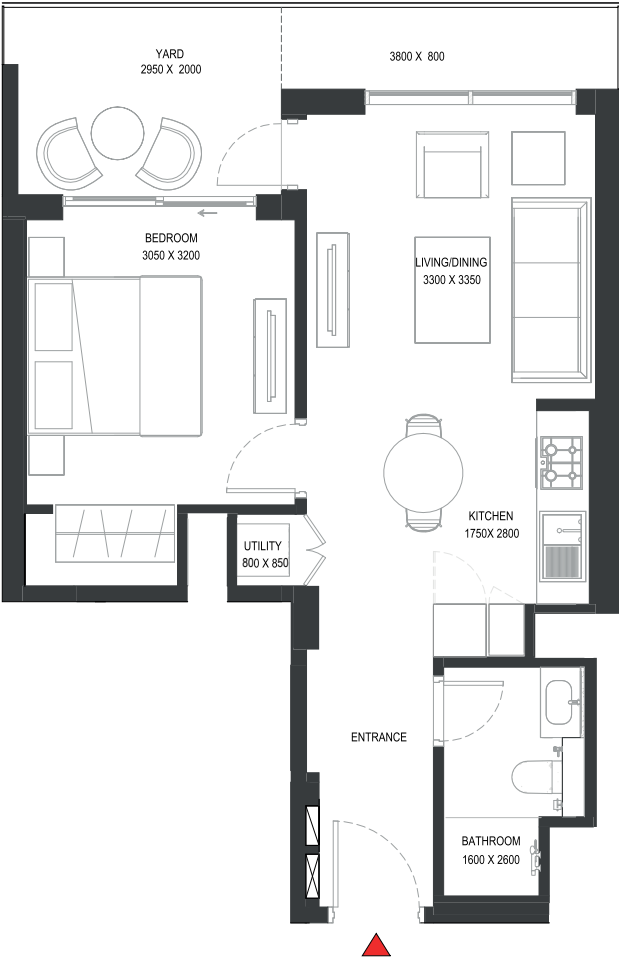
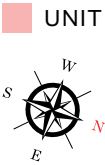
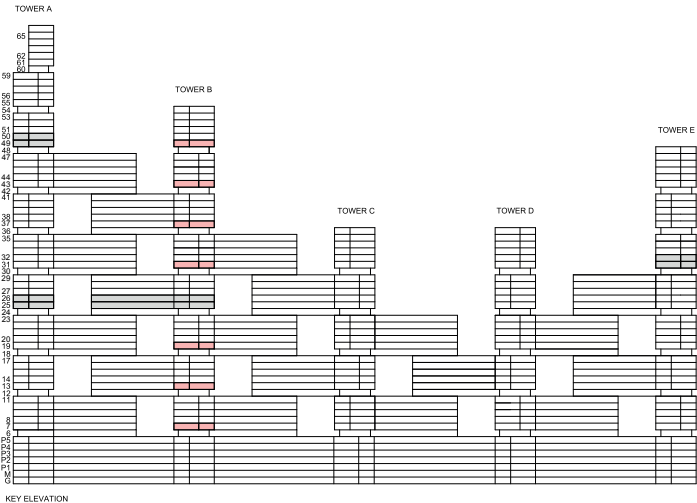
1 BEDROOM APARTMENT
TYPE L (with yard) VARIANT 1

TOTAL SALEABLE AREA
SUITE = 503.94 SQ.FT.
YARD = 109.90 SQ.FT.
TOTAL = 613.84 SQ.FT.



1 BEDROOM APARTMENT
TYPE L (with yard) VARIANT 1

TOTAL SALEABLE AREA
SUITE = 503.94 SQ.FT.
YARD = 109.90 SQ.FT.
TOTAL = 613.84 SQ.FT.



List of unit numbers with this unit plan:

VIEWS

Ras Al Khor, Amenities
B702

Ras Al Khor, Golf Course, Amenities
B1302, B1902

Ras Al Khor, Golf Course
B3102, B3702, B4302

Downtown, Ras Al Khor, Golf Course
B4902

Disclaimer: 1. All dimensions are in metric, measured to wall finishes. 2. All materials, dimensions & drawings are approximate. 3. Information is subject to change without notice, at developer's absolute discretion. 4. Actual area may vary from the stated area. 5. Drawing are not to scale. 6. All images used are for illustrative purpose only and do not represent the actual size, features, specifications, fittings and furnishings. 7. The developer reserves the right to make revisions/ alterations, at its absolute discretion, without any liability whatsoever.

1 BEDROOM APARTMENT

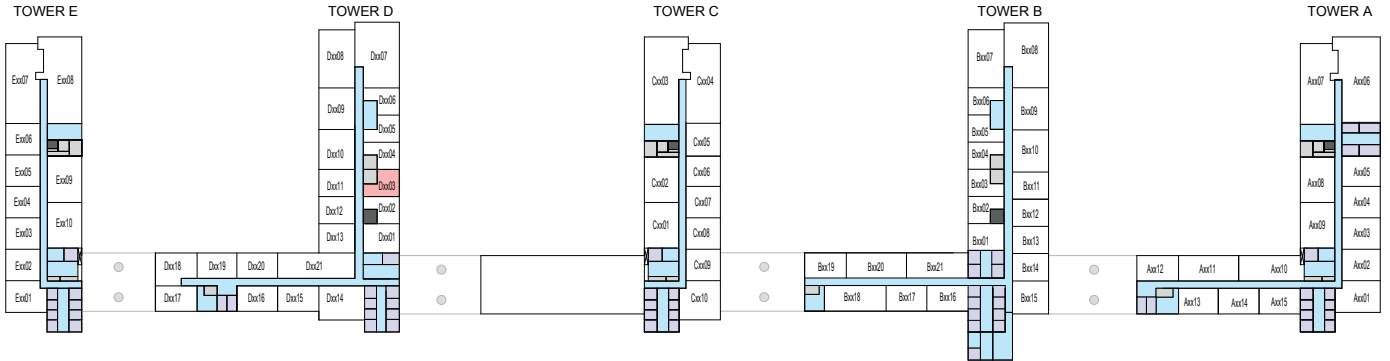
TYPE L (with yard) VARIANT 2

TOTAL SALEABLE AREA

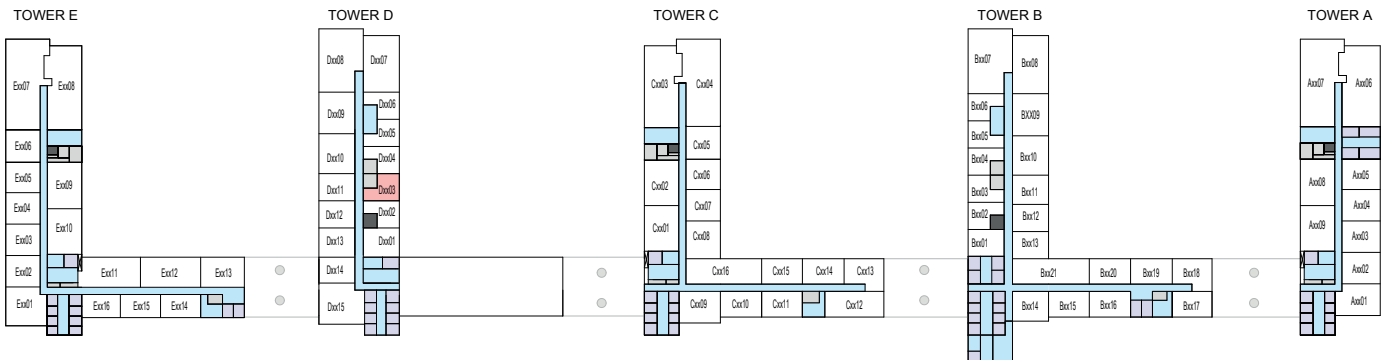
SUITE = 505.37 SQ.FT.

YARD = 114.96 SQ.FT.

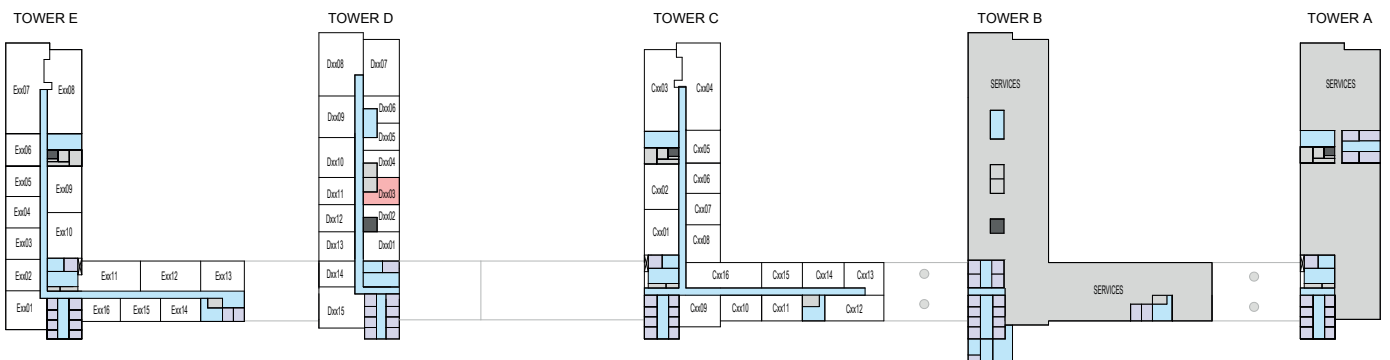
TOTAL = 620.33 SQ.FT.



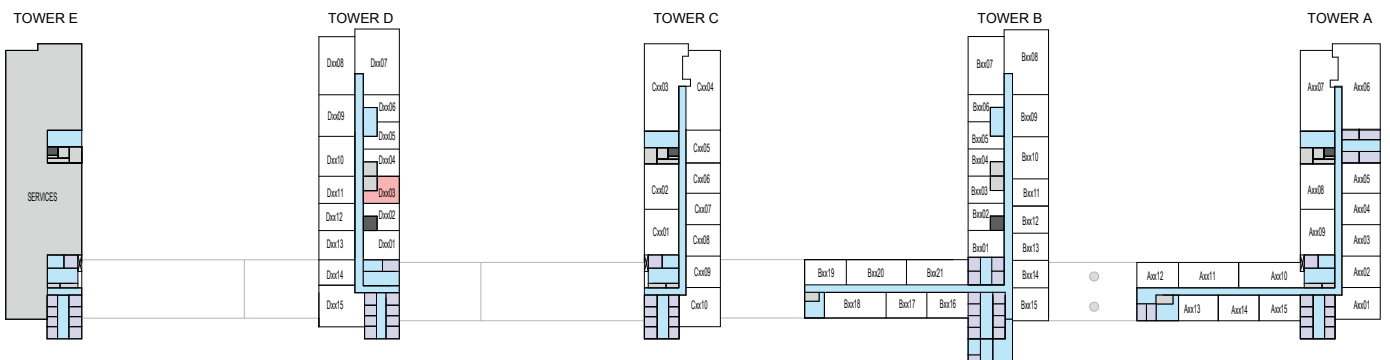
LEVEL 07, 19



LEVEL 13



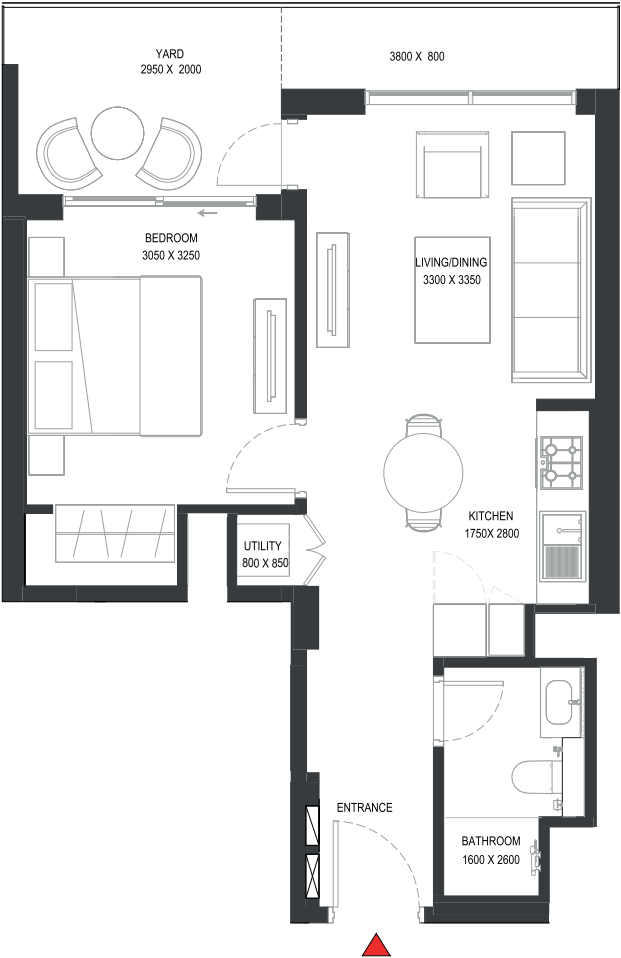
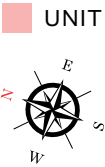
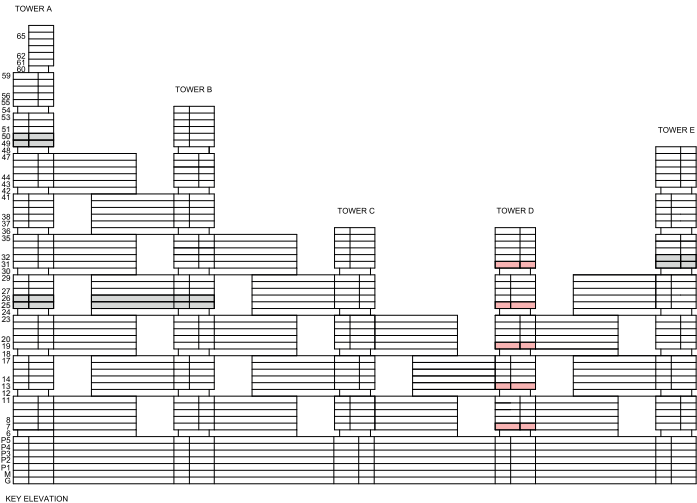
LEVEL 25



LEVEL 31

1 BEDROOM APARTMENT
TYPE L (with yard) VARIANT 2

TOTAL SALEABLE AREA
SUITE = 505.37 SQ.FT.
YARD = 114.96 SQ.FT.
TOTAL = 620.33 SQ.FT.



List of unit numbers with this unit plan:

VIEWS

Creek, Amenities
D703

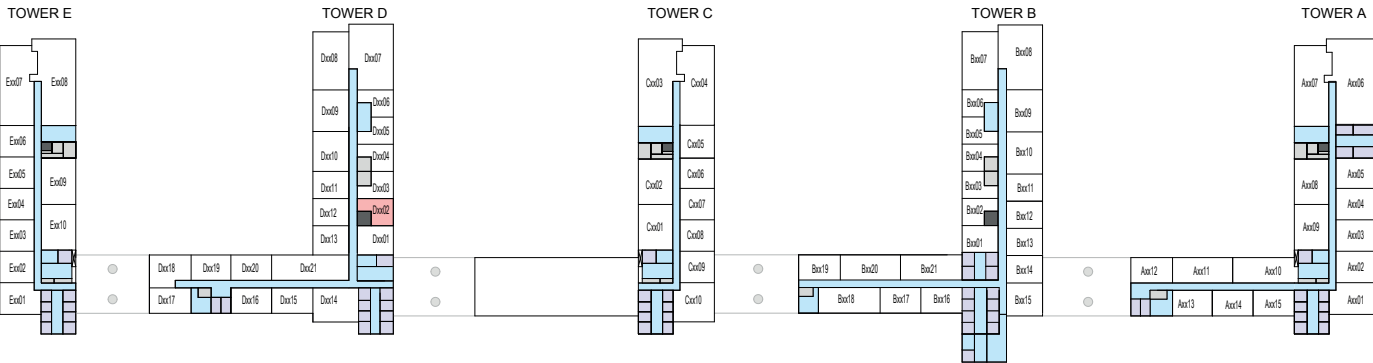
Creek, Golf Course, Amenities
D1303, D1903

Creek, Golf Course
D2503, D3103

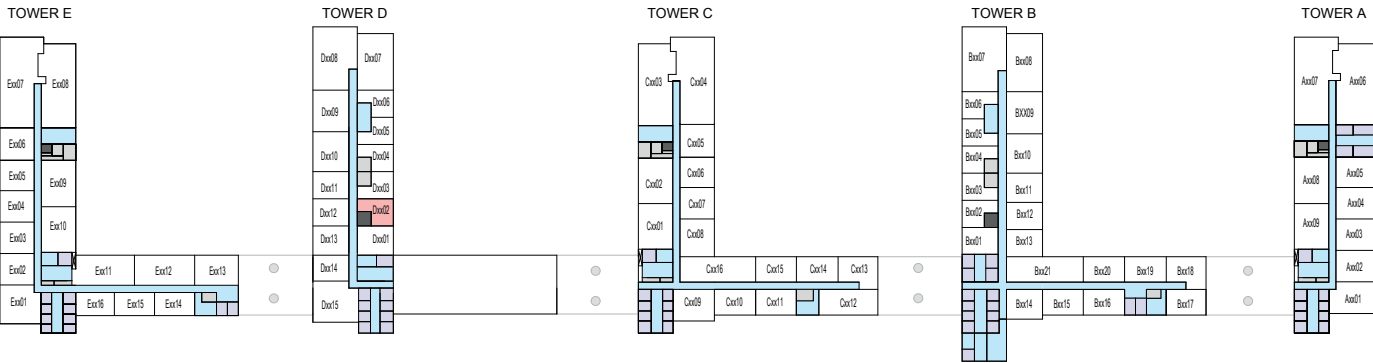
Disclaimer: 1. All dimensions are in metric, measured to wall finishes. 2. All materials, dimensions & drawings are approximate. 3. Information is subject to change without notice, at developer's absolute discretion. 4. Actual area may vary from the stated area. 5. Drawing are not to scale. 6. All images used are for illustrative purpose only and do not represent the actual size, features, specifications, fittings and furnishings. 7. The developer reserves the right to make revisions/ alterations, at its absolute discretion, without any liability whatsoever.

1 BEDROOM APARTMENT
TYPE L (with yard) VARIANT 3

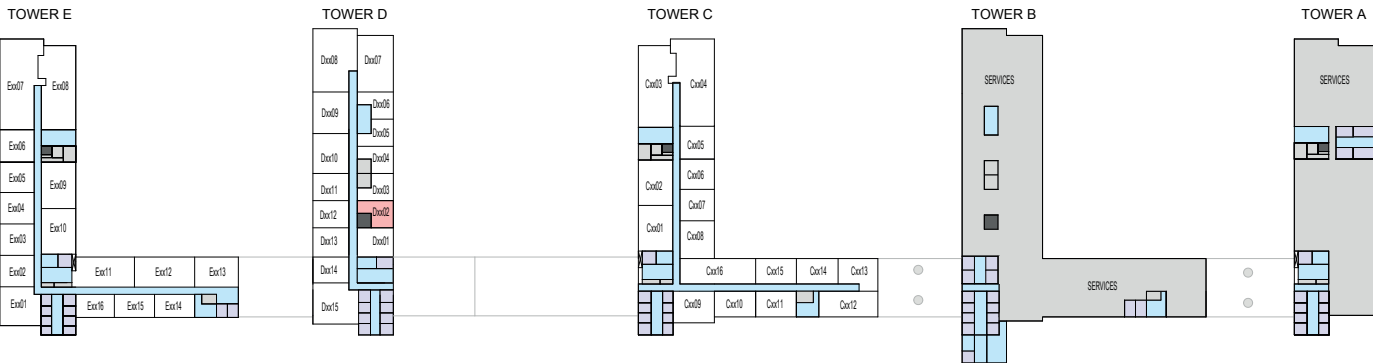
TOTAL SALEABLE AREA
SUITE = 504.29 SQ.FT.
YARD = 114.96 SQ.FT.
TOTAL = 619.25 SQ.FT.



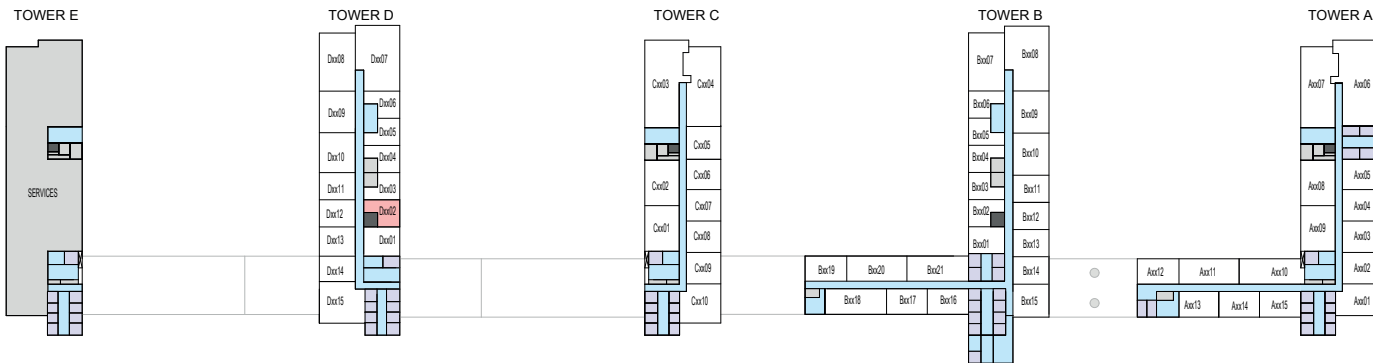
LEVEL 07, 19



LEVEL 13



LEVEL 25



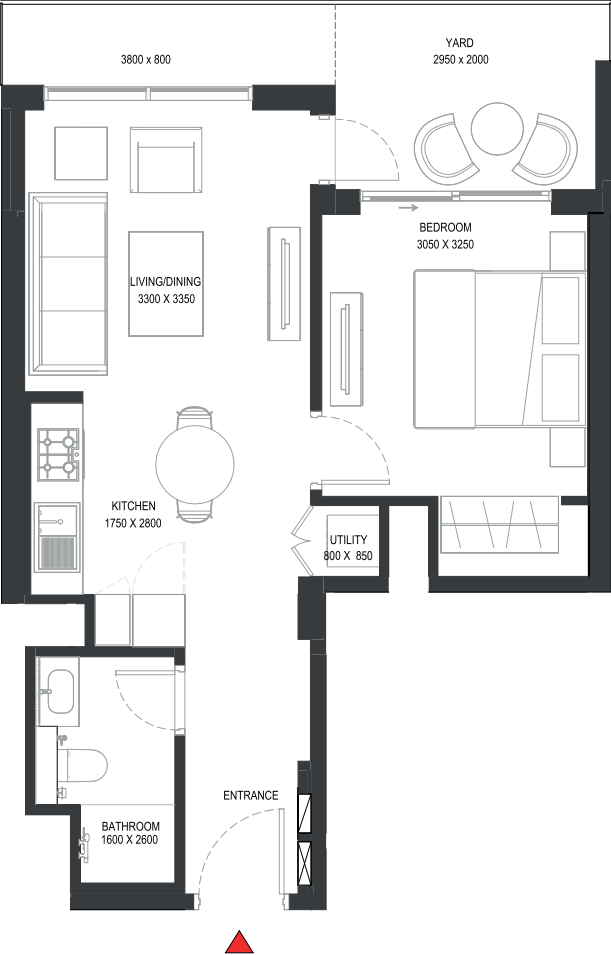
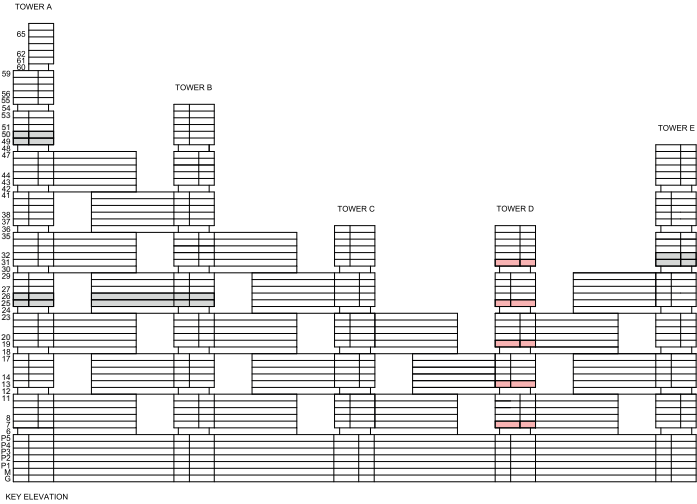
LEVEL 31

Disclaimer:

Disclaimer: 1. All dimensions are in metric, measured to wall finishes. 2. All materials, dimensions & drawings are approximate. 3. Information is subject to change without notice, at developer's absolute discretion. 4. Actual area may vary from the stated area. 5. Drawing are not to scale. 6. All images used are for illustrative purpose only and do not represent the actual size, features, specifications, fittings and furnishings. 7. The developer reserves the right to make revisions/ alterations, at its absolute discretion, without any liability whatsoever.

1 BEDROOM APARTMENT
TYPE L (with yard) VARIANT 3

TOTAL SALEABLE AREA
SUITE = 504.29 SQ.FT.
YARD = 114.96 SQ.FT.
TOTAL = 619.25 SQ.FT.



List of unit numbers with this unit plan:

VIEWS

Creek, Amenities
D702

Creek, Golf Course, Amenities
D1302, D1902

Creek, Golf Course
D2502, D3102

Disclaimer: 1. All dimensions are in metric, measured to wall finishes. 2. All materials, dimensions & drawings are approximate. 3. Information is subject to change without notice, at developer's absolute discretion. 4. Actual area may vary from the stated area. 5. Drawing are not to scale. 6. All images used are for illustrative purpose only and do not represent the actual size, features, specifications, fittings and furnishings. 7. The developer reserves the right to make revisions/ alterations, at its absolute discretion, without any liability whatsoever.

1 BEDROOM APARTMENT

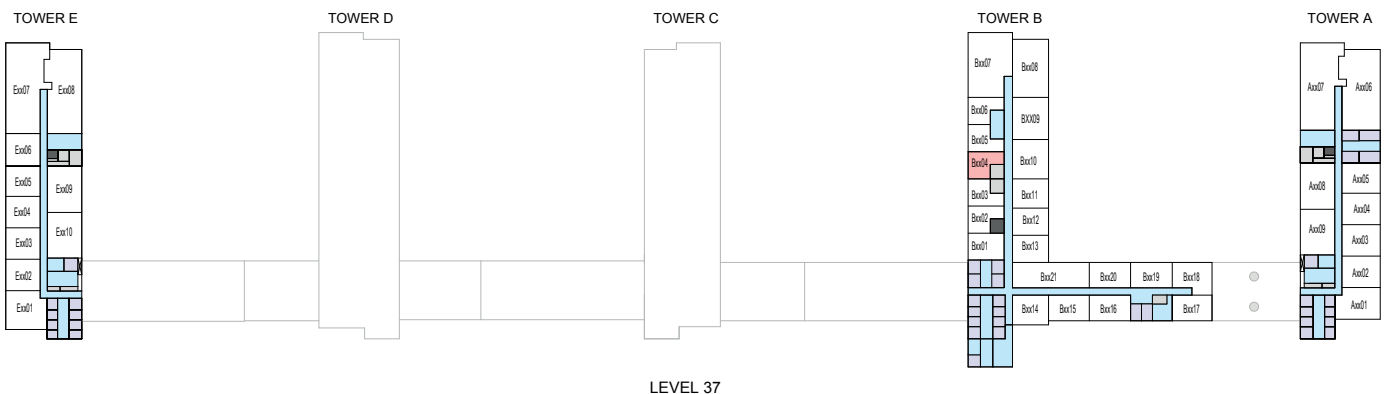
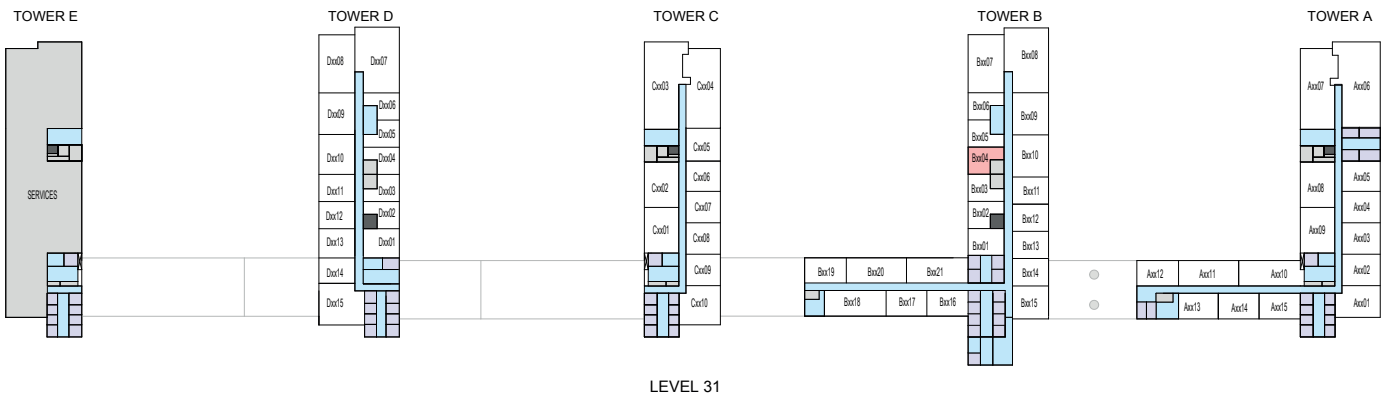
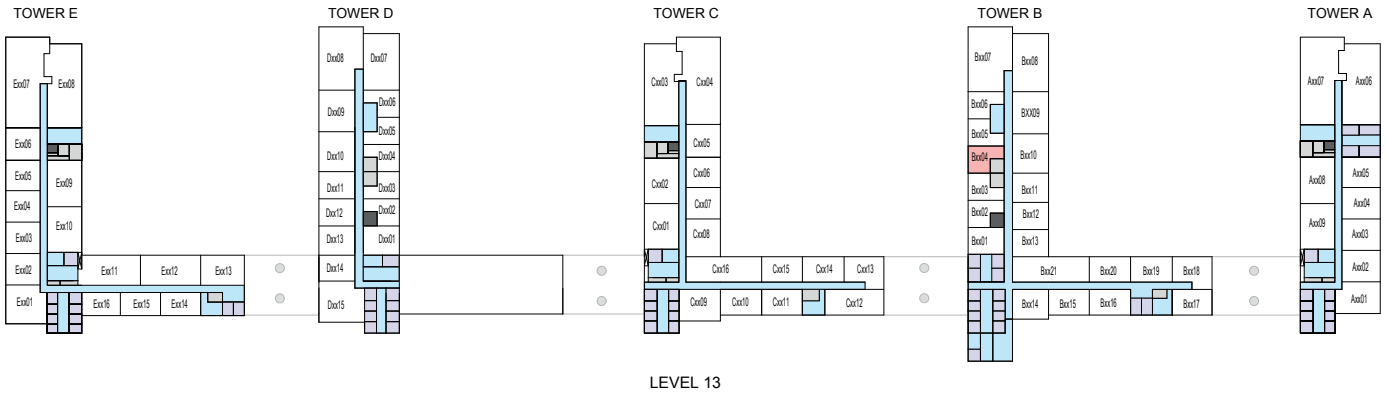
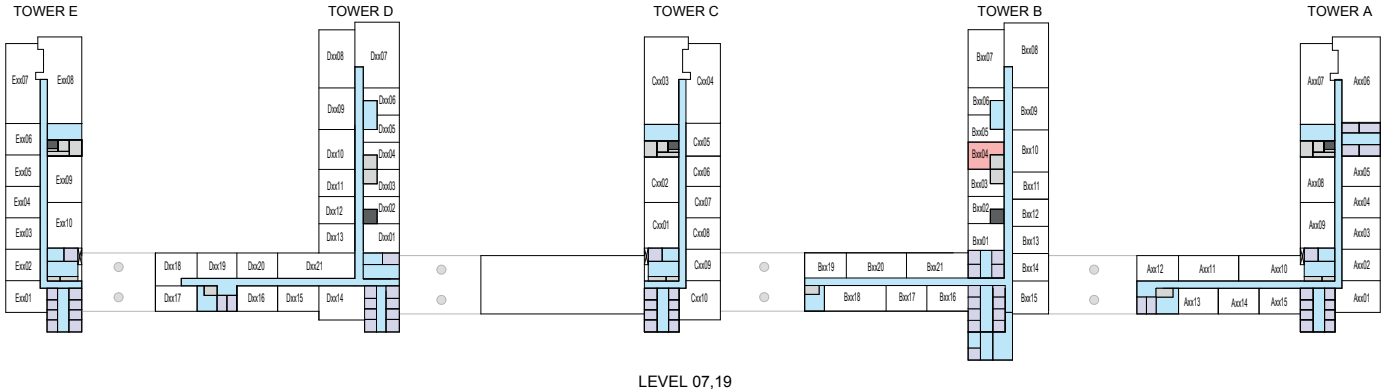
TYPE M (with yard)

TOTAL SALEABLE AREA

SUITE = 508.06 SQ.FT.

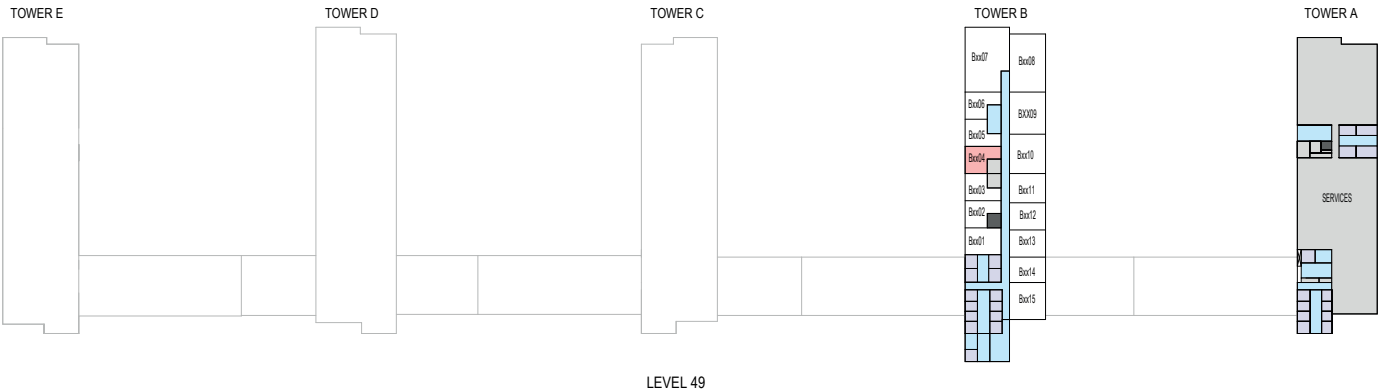
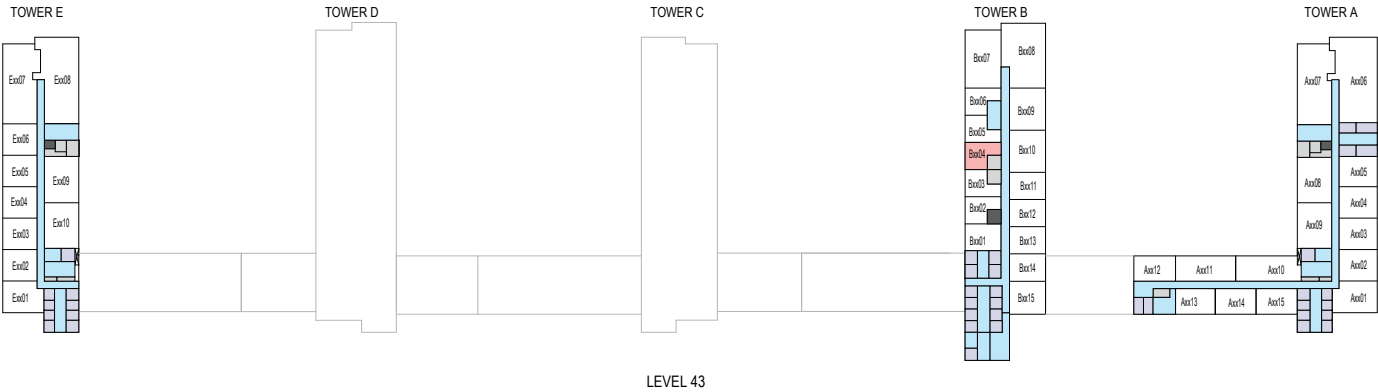
YARD = 110.29 SQ.FT.

TOTAL = 618.35 SQ.FT.



1 BEDROOM APARTMENT
TYPE M (with yard)

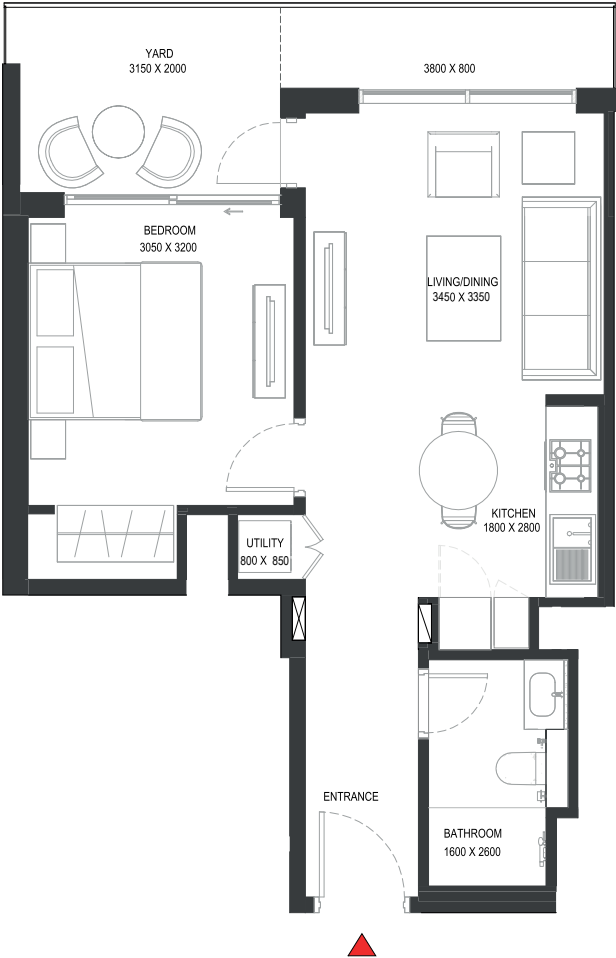
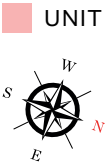
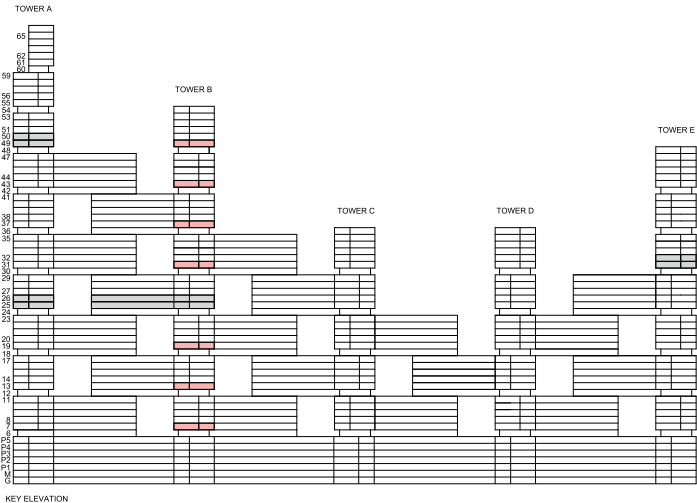
TOTAL SALEABLE AREA
SUITE = 508.06 SQ.FT.
YARD = 110.29 SQ.FT.
TOTAL = 618.35 SQ.FT.



Disclaimer: 1. All dimensions are in metric, measured to wall finishes. 2. All materials, dimensions & drawings are approximate. 3. Information is subject to change without notice, at developer's absolute discretion. 4. Actual area may vary from the stated area. 5. Drawing are not to scale. 6. All images used are for illustrative purpose only and do not represent the actual size, features, specifications, fittings and furnishings. 7. The developer reserves the right to make revisions/ alterations, at its absolute discretion, without any liability whatsoever.

1 BEDROOM APARTMENT
TYPE M (with yard)

TOTAL SALEABLE AREA
SUITE = 508.06 SQ.FT.
YARD = 110.29 SQ.FT.
TOTAL = 618.35 SQ.FT.



List of unit numbers with this unit plan:

VEWS

- Ras Al Khor, Amenities
B704
- Ras Al Khor, Golf Course, Amenities
B1304, B1904
- Ras Al Khor, Golf Course, Water Body
B3104
- Ras Al Khor, Golf Course
B3704, B4304
- Downtown, Ras Al Khor, Golf Course
B4904

Disclaimer: 1. All dimensions are in metric, measured to wall finishes. 2. All materials, dimensions & drawings are approximate. 3. Information is subject to change without notice, at developer's absolute discretion. 4. Actual area may vary from the stated area. 5. Drawing are not to scale. 6. All images used are for illustrative purpose only and do not represent the actual size, features, specifications, fittings and furnishings. 7. The developer reserves the right to make revisions/ alterations, at its absolute discretion, without any liability whatsoever.

1 BEDROOM APARTMENT

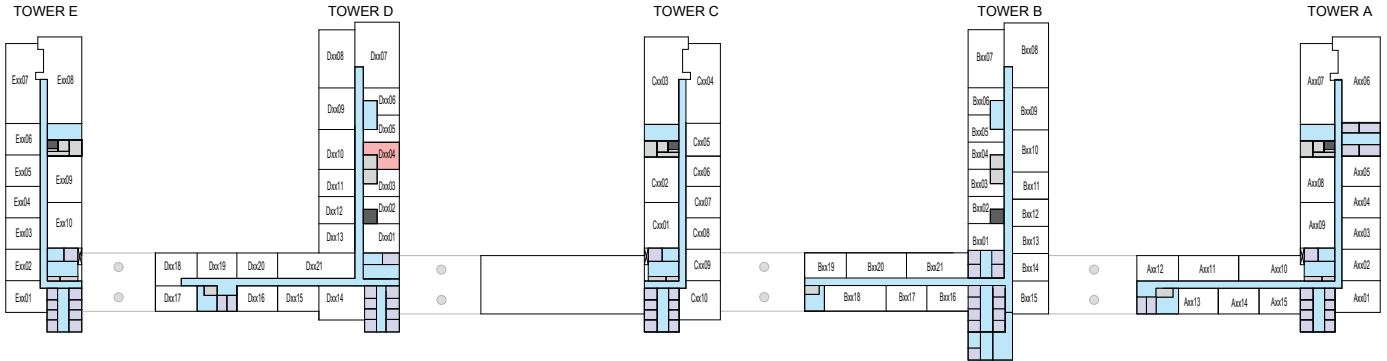
TYPE M (with yard) VARIANT 1

TOTAL SALEABLE AREA

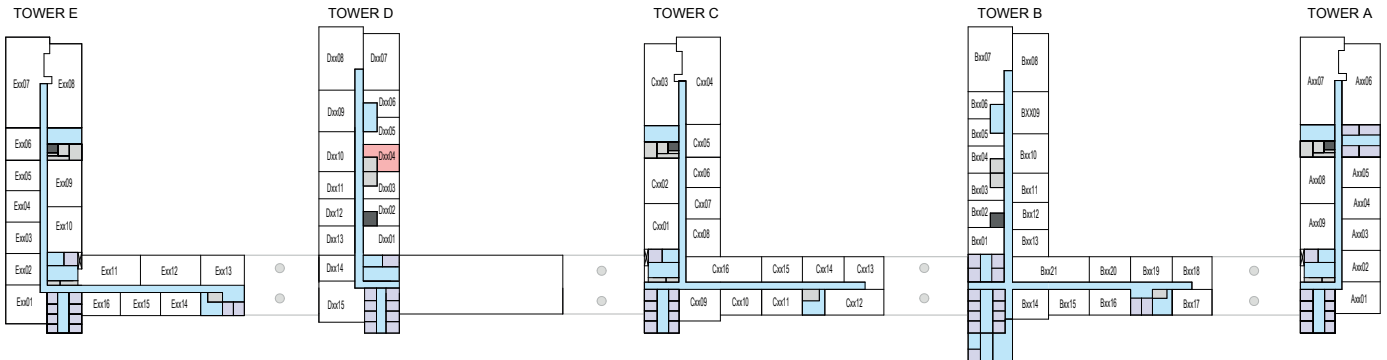
SUITE = 508.38 SQ.FT.

YARD = 114.96 SQ.FT.

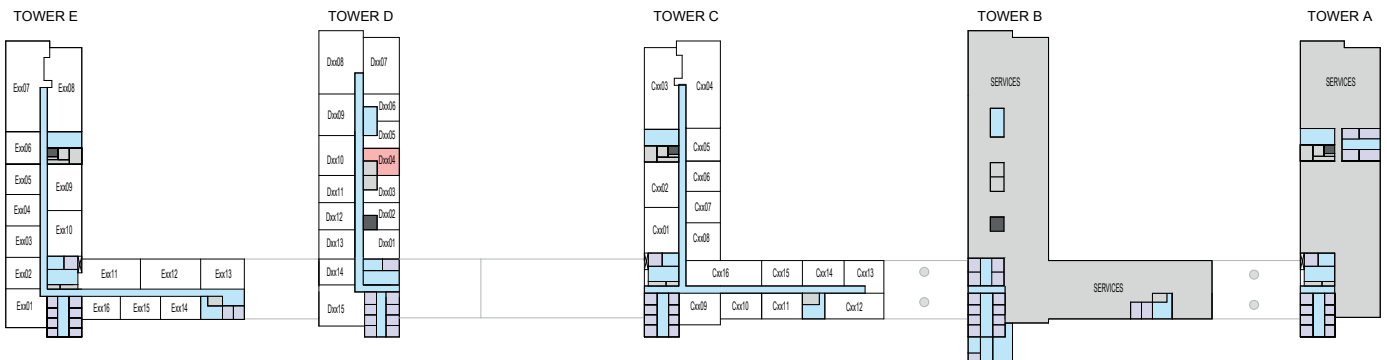
TOTAL = 623.34 SQ.FT.



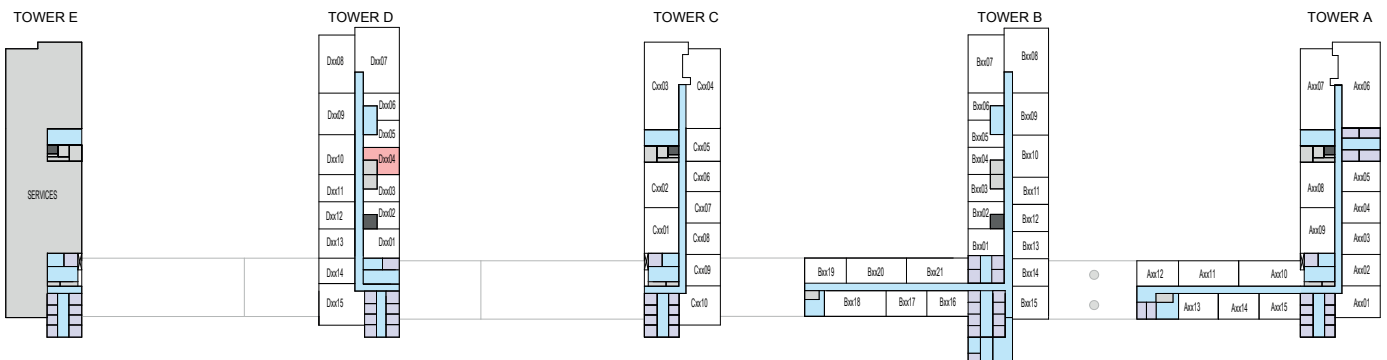
LEVEL 07,19



LEVEL 13



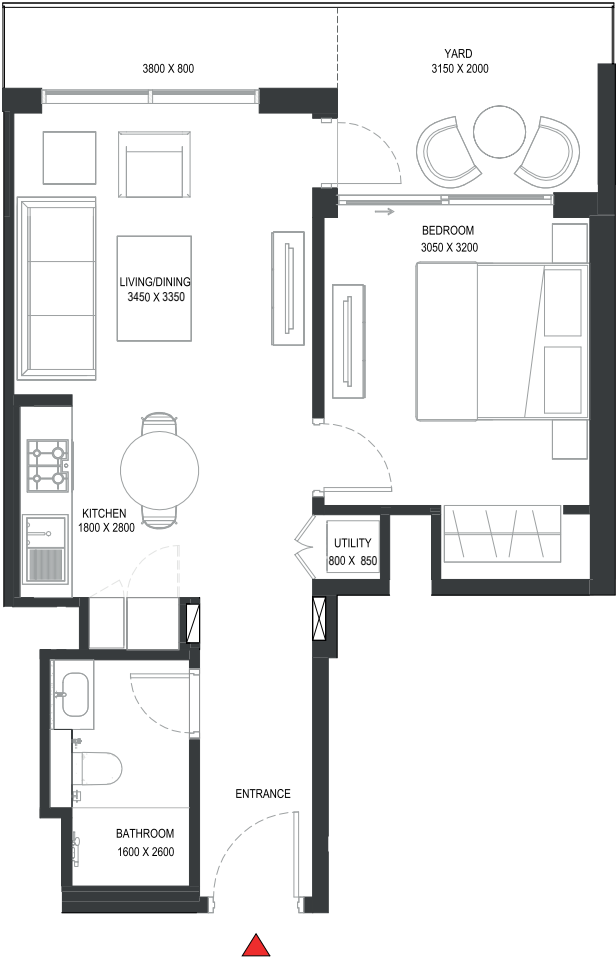
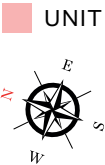
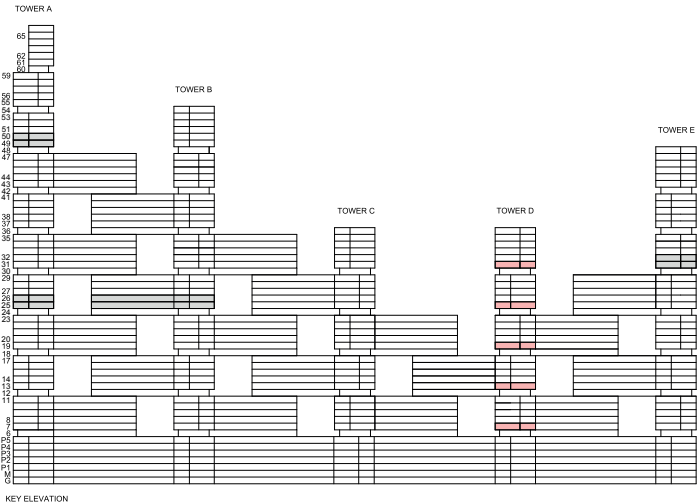
LEVEL 25



LEVEL 31

1 BEDROOM APARTMENT
TYPE M (with yard) VARIANT 1

TOTAL SALEABLE AREA
SUITE = 508.38 SQ.FT.
YARD = 114.96 SQ.FT.
TOTAL = 623.34 SQ.FT.



List of unit numbers with this unit plan:

VIEWS

Creek, Amenities
D704

Creek, Golf Course, Amenities
D1304, D1904

Creek, Golf Course
D2504, D3104

Disclaimer: 1. All dimensions are in metric, measured to wall finishes. 2. All materials, dimensions & drawings are approximate. 3. Information is subject to change without notice, at developer's absolute discretion. 4. Actual area may vary from the stated area. 5. Drawing are not to scale. 6. All images used are for illustrative purpose only and do not represent the actual size, features, specifications, fittings and furnishings. 7. The developer reserves the right to make revisions/ alterations, at its absolute discretion, without any liability whatsoever.

1.5 BEDBROOM

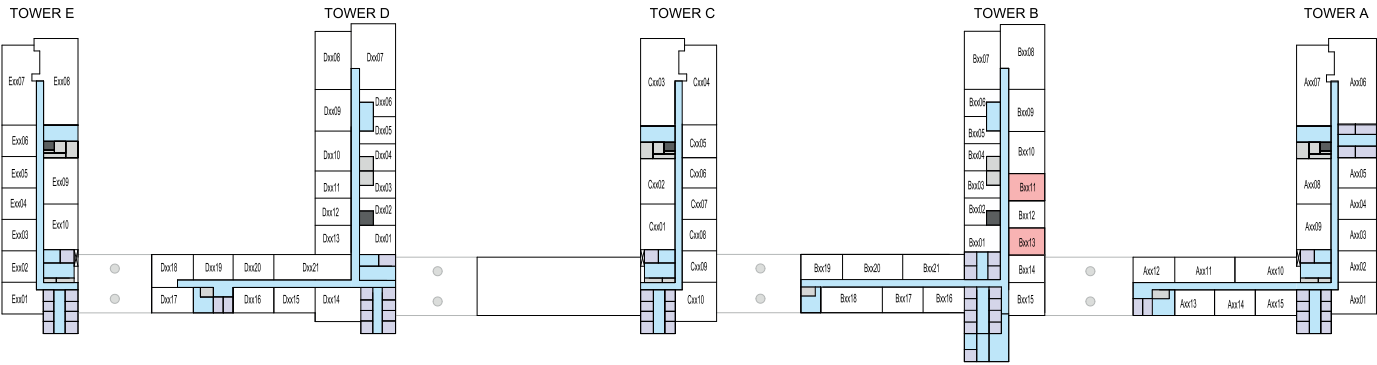
UNIT PLAN LAYOUTS



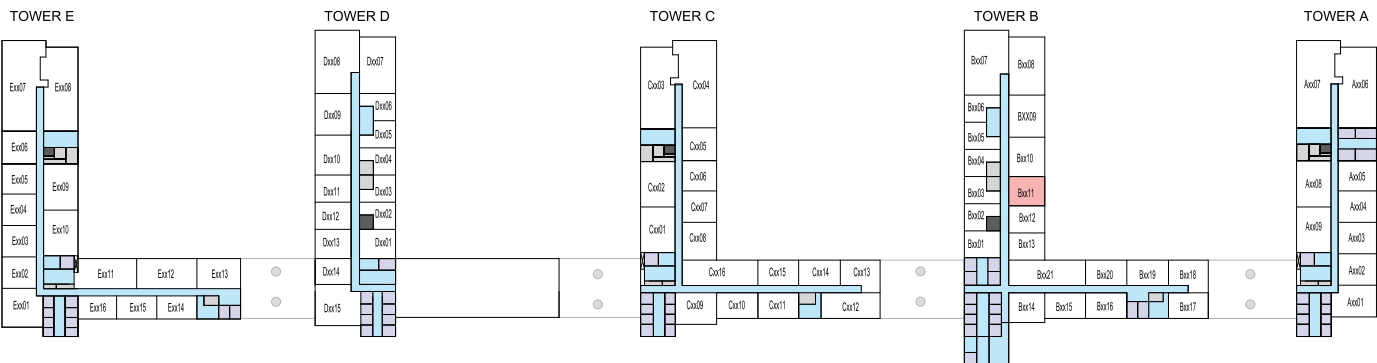
SOBHA ONE

1.5 BEDROOM APARTMENT
TYPE A (with study room + balcony)

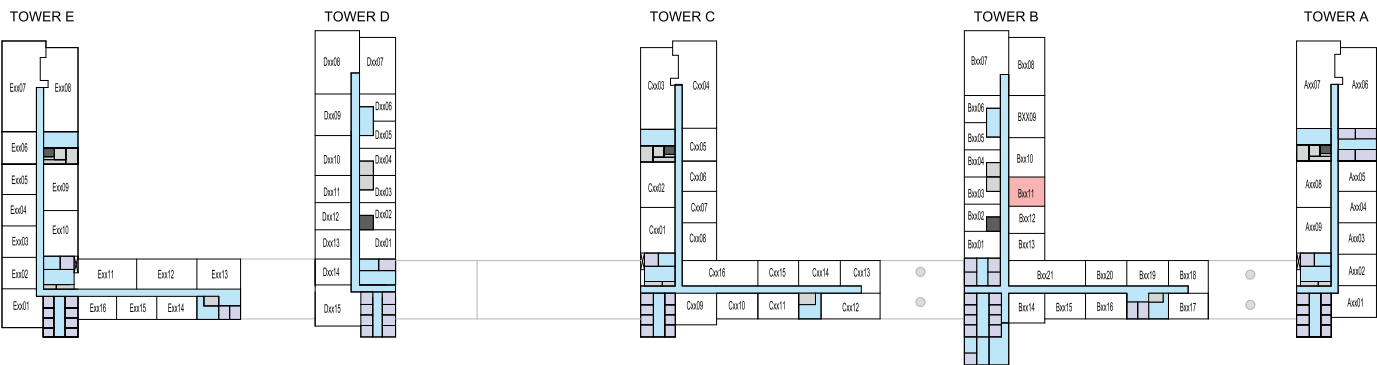
TOTAL SALEABLE AREA
SUITE = 630.99 SQ.FT.
BALCONY = 45.99 SQ.FT.
TOTAL = 676.98 SQ.FT.



LEVEL 8-11,20-23



LEVEL 14-17

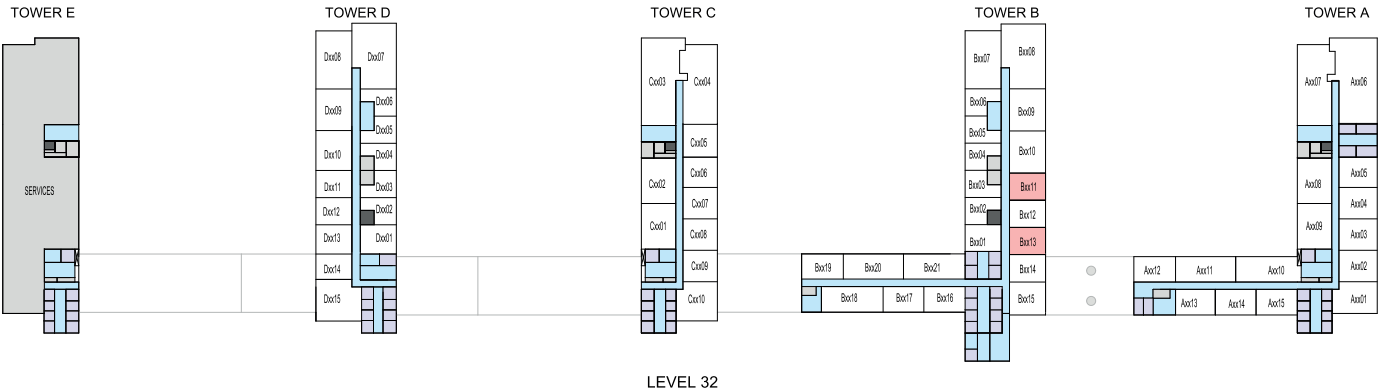


LEVEL 27-29

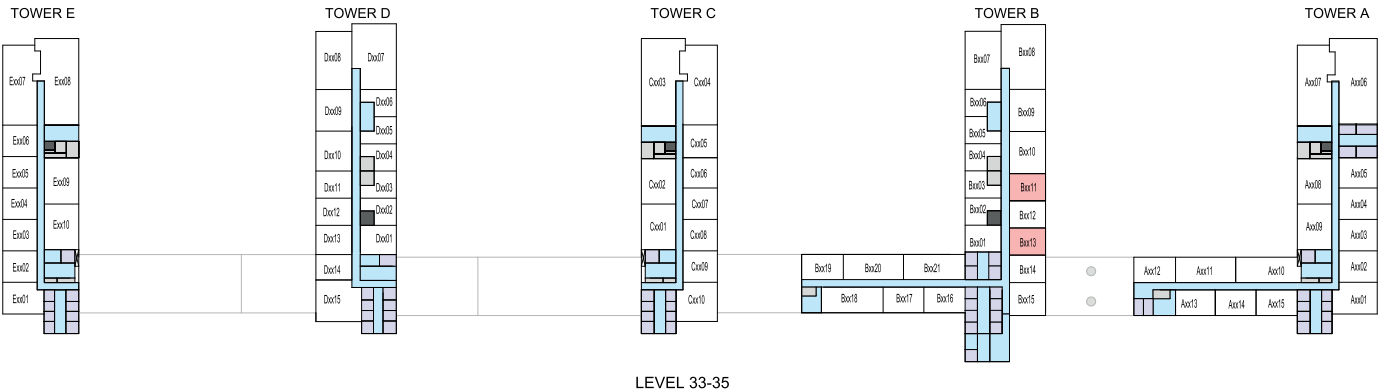
Disclaimer: 1. All dimensions are in metric, measured to wall finishes. 2. All materials, dimensions & drawings are approximate. 3. Information is subject to change without notice, at developer's absolute discretion. 4. Actual area may vary from the stated area. 5. Drawing are not to scale. 6. All images used are for illustrative purpose only and do not represent the actual size, features, specifications, fittings and furnishings. 7. The developer reserves the right to make revisions/ alterations, at its absolute discretion, without any liability whatsoever.

1.5 BEDROOM APARTMENT
TYPE A (with study room + balcony)

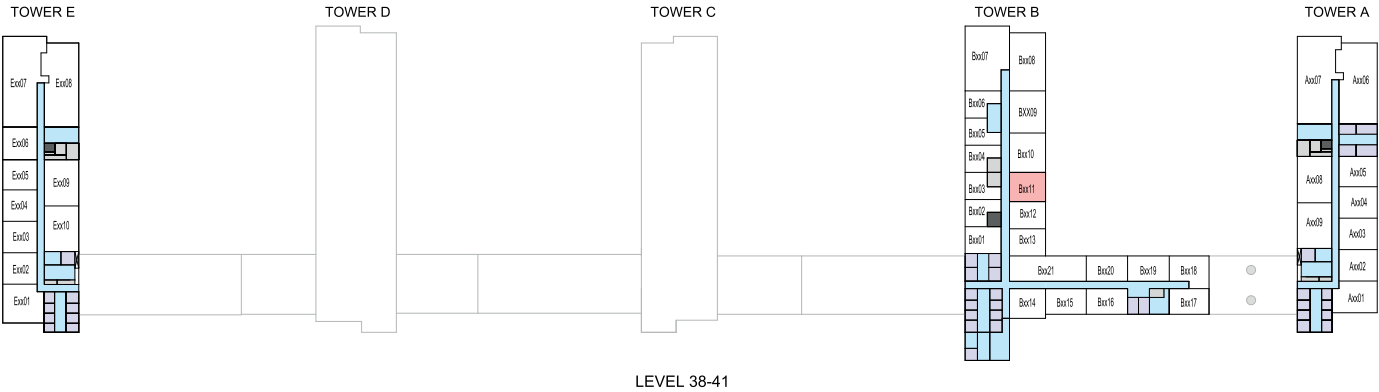
TOTAL SALEABLE AREA
SUITE = 630.99 SQ.FT.
BALCONY = 45.99 SQ.FT.
TOTAL = 676.98 SQ.FT.



LEVEL 32



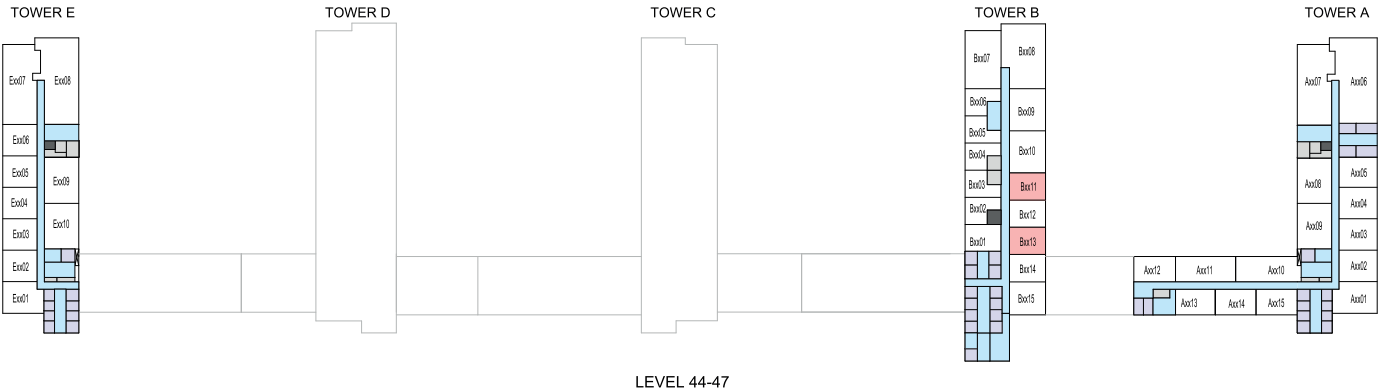
LEVEL 33-35



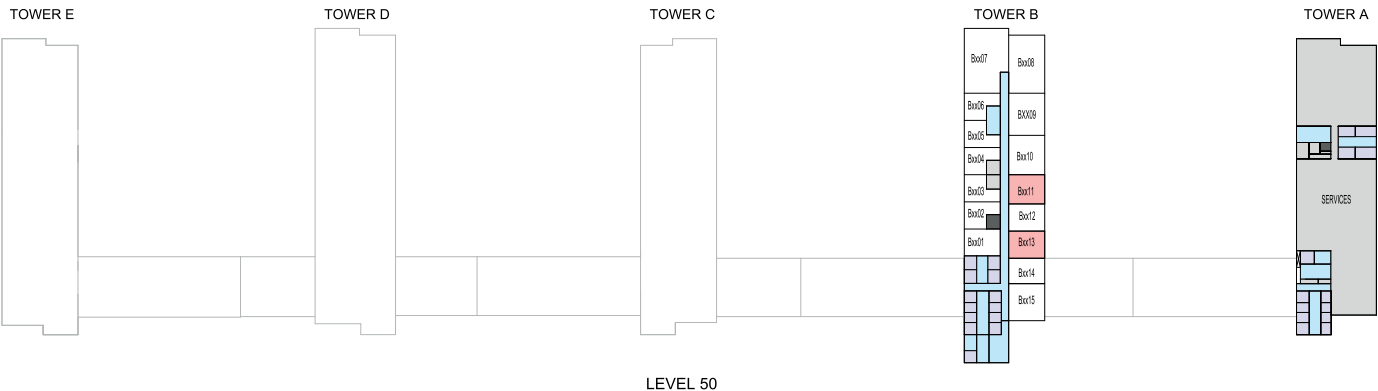
LEVEL 38-41

1.5 BEDROOM APARTMENT
TYPE A (with study room + balcony)

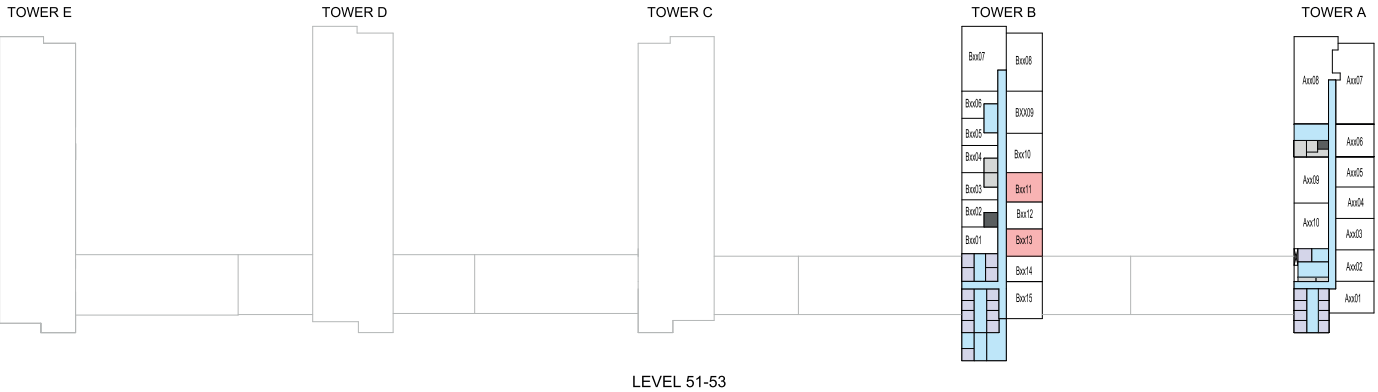
TOTAL SALEABLE AREA
SUITE = 630.99 SQ.FT.
BALCONY = 45.99 SQ.FT.
TOTAL = 676.98 SQ.FT.



LEVEL 44-47



LEVEL 50



LEVEL 51-53

Disclaimer: 1. All dimensions are in metric, measured to wall finishes. 2. All materials, dimensions & drawings are approximate. 3. Information is subject to change without notice, at developer's absolute discretion. 4. Actual area may vary from the stated area. 5. Drawing are not to scale. 6. All images used are for illustrative purpose only and do not represent the actual size, features, specifications, fittings and furnishings. 7. The developer reserves the right to make revisions/ alterations, at its absolute discretion, without any liability whatsoever.

1.5 BEDROOM APARTMENT

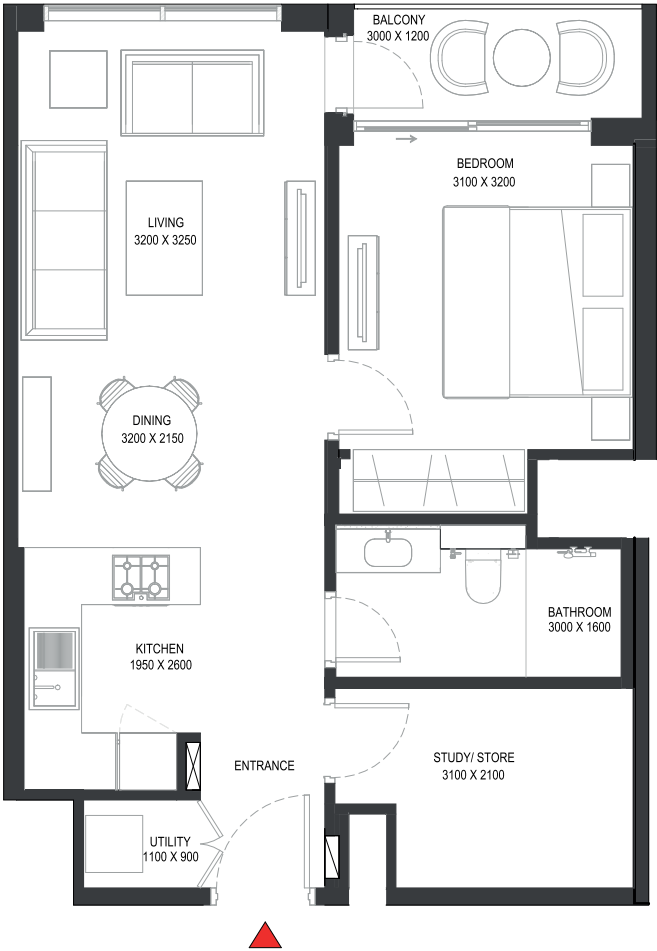
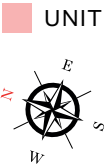
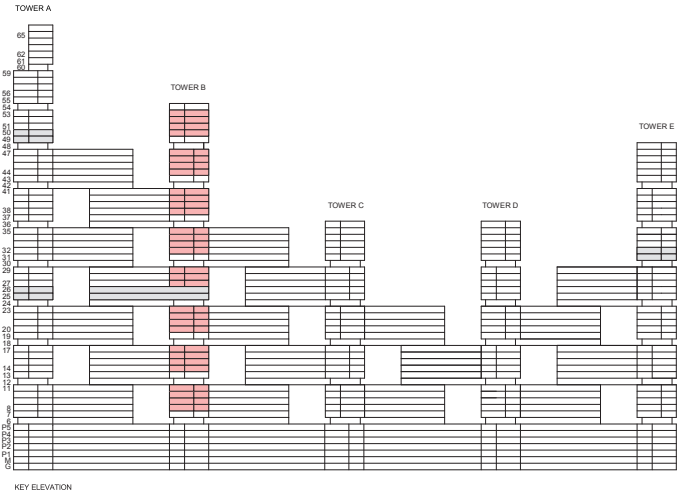
TYPE A (with study room + balcony)

TOTAL SALEABLE AREA

SUITE = 630.99 SQ.FT.

BALCONY = 45.99 SQ.FT.

TOTAL = 676.98 SQ.FT.



List of unit numbers with this unit plan:

VIEWS

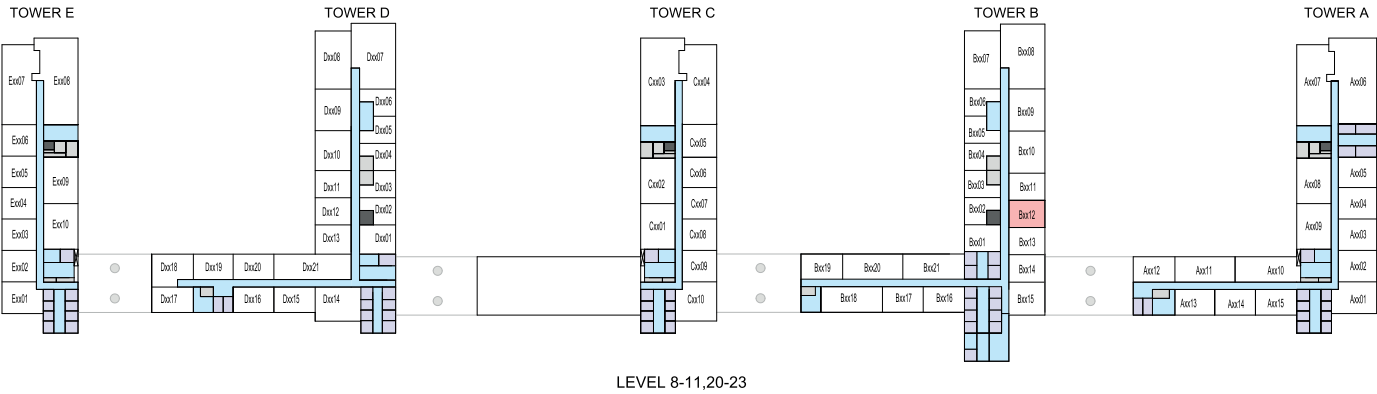
Amenities, Creek
B811, B813, B911, B913, B1011, B1013

Golf Course, Amenities, Creek
B1111, B1113, B1411, B1511, B1611, B1711, B2011, B2013, B2111, B2113, B2211, B2213, B2311, B2313

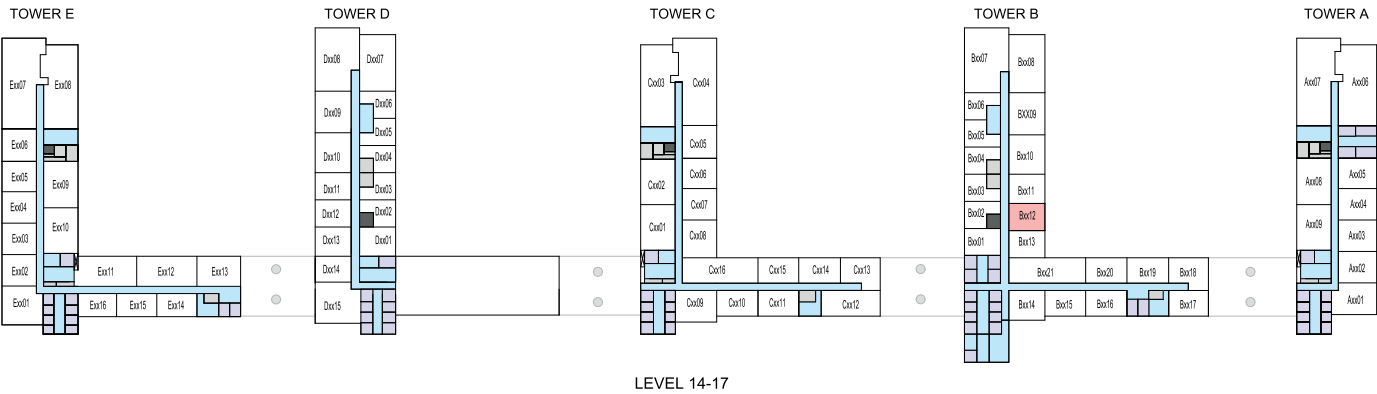
Golf Course, Creek
B2711, B2811, B2911, B3211, B3213, B3311, B3313, B3411, B3413, B3511, B3513, B3811, B3911, B4011, B4111, B4411, B4413, B4511, B4513, B4611, B4613, B4711, B4713, B5011, B5013, B5111, B5113, B5211, B5213, B5311, B5313

1.5 BEDROOM APARTMENT
TYPE A (with study room + balcony) VARIANT 1

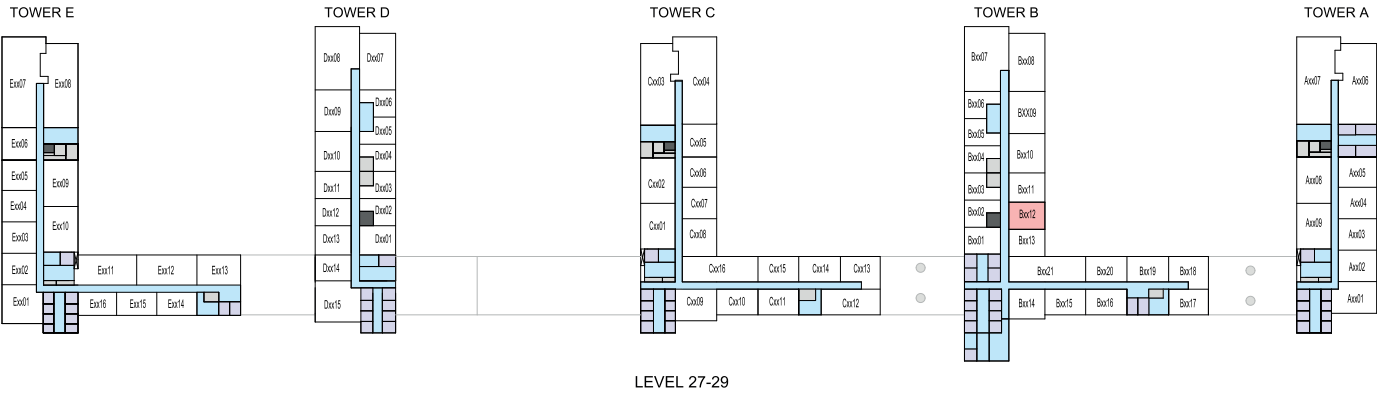
TOTAL SALEABLE AREA
SUITE = 630.99 SQ.FT.
BALCONY = 45.99 SQ.FT.
TOTAL = 676.98 SQ.FT.



LEVEL 8-11,20-23



LEVEL 14-17

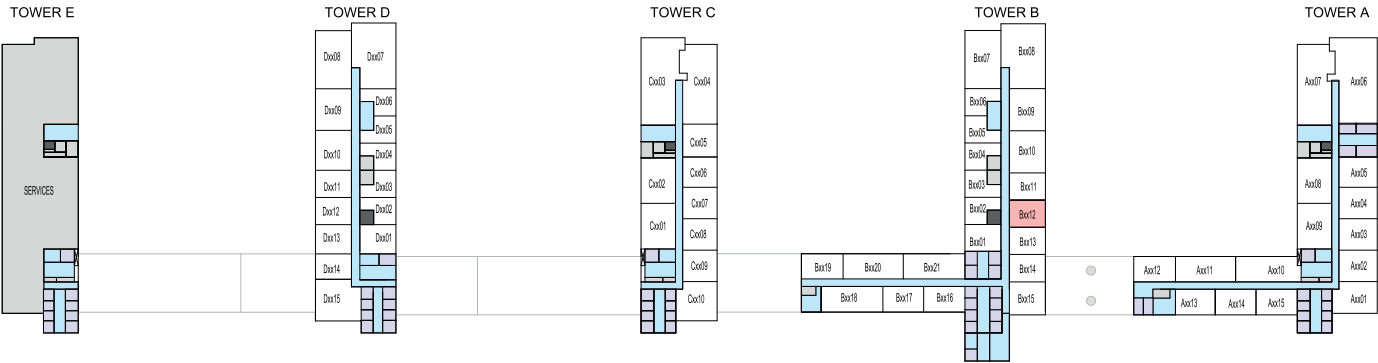


LEVEL 27-29

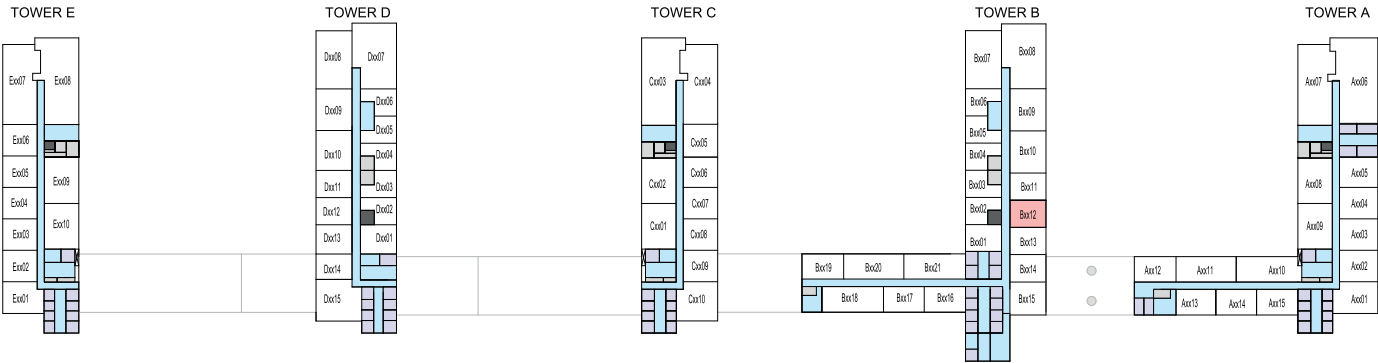
Disclaimer: 1. All dimensions are in metric, measured to wall finishes. 2. All materials, dimensions & drawings are approximate. 3. Information is subject to change without notice, at developer's absolute discretion. 4. Actual area may vary from the stated area. 5. Drawing are not to scale. 6. All images used are for illustrative purpose only and do not represent the actual size, features, specifications, fittings and furnishings. 7. The developer reserves the right to make revisions/ alterations, at its absolute discretion, without any liability whatsoever.

1.5 BEDROOM APARTMENT
TYPE A (with study room + balcony) VARIANT 1

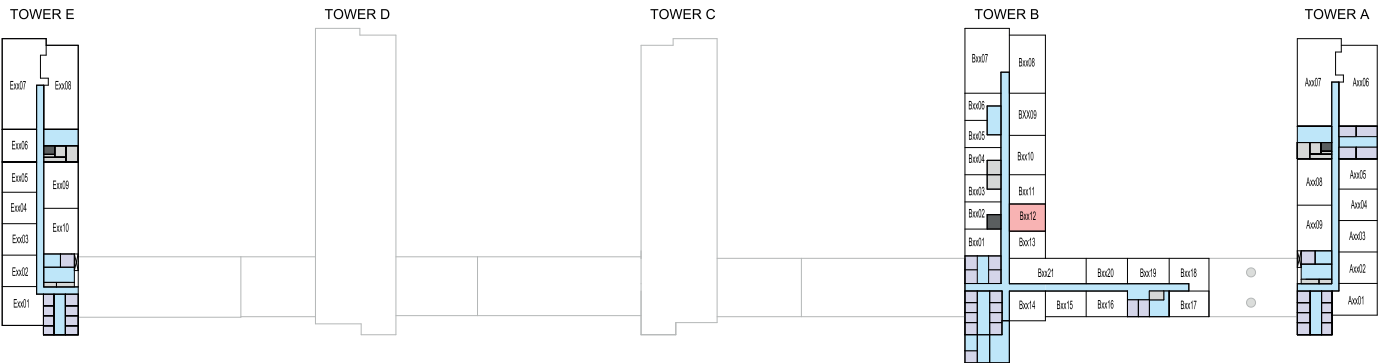
TOTAL SALEABLE AREA
SUITE = 630.99 SQ.FT.
BALCONY = 45.99 SQ.FT.
TOTAL = 676.98 SQ.FT.



LEVEL 32



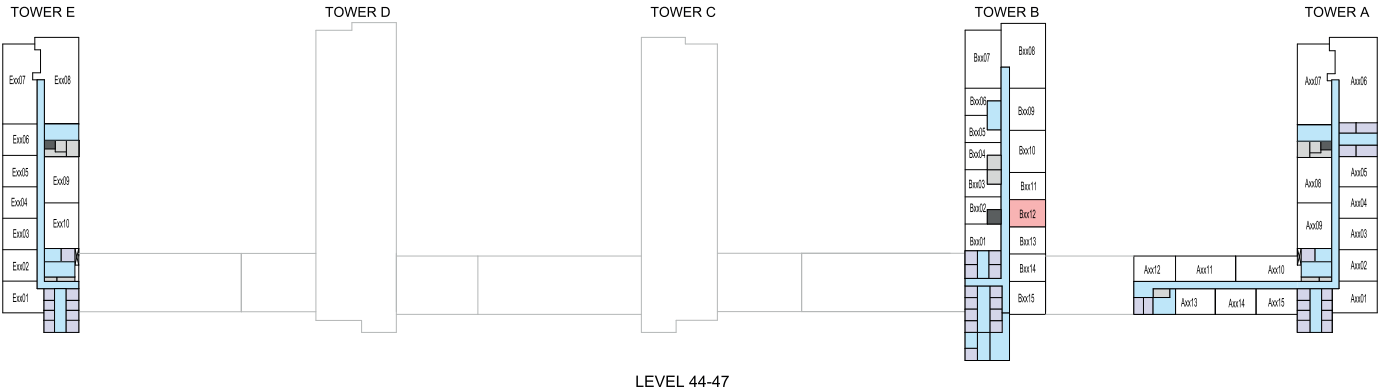
LEVEL 33-35



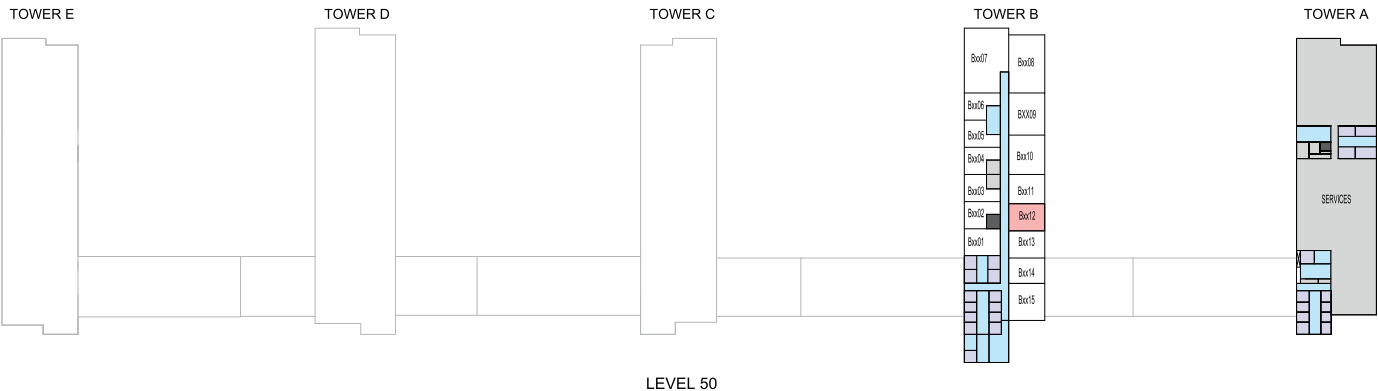
LEVEL 38-41

1.5 BEDROOM APARTMENT
TYPE A (with study room + balcony) VARIANT 1

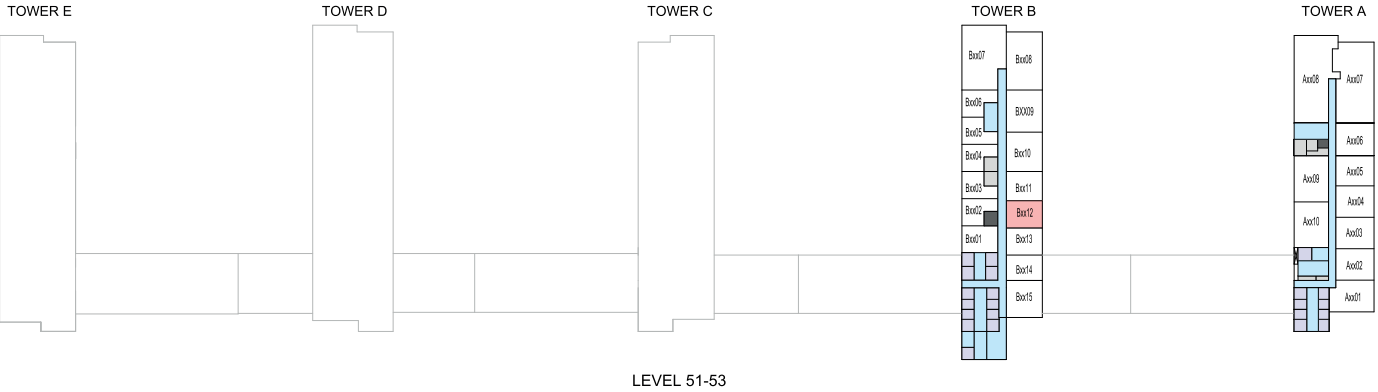
TOTAL SALEABLE AREA
SUITE = 630.99 SQ.FT.
BALCONY = 45.99 SQ.FT.
TOTAL = 676.98 SQ.FT.



LEVEL 44-47



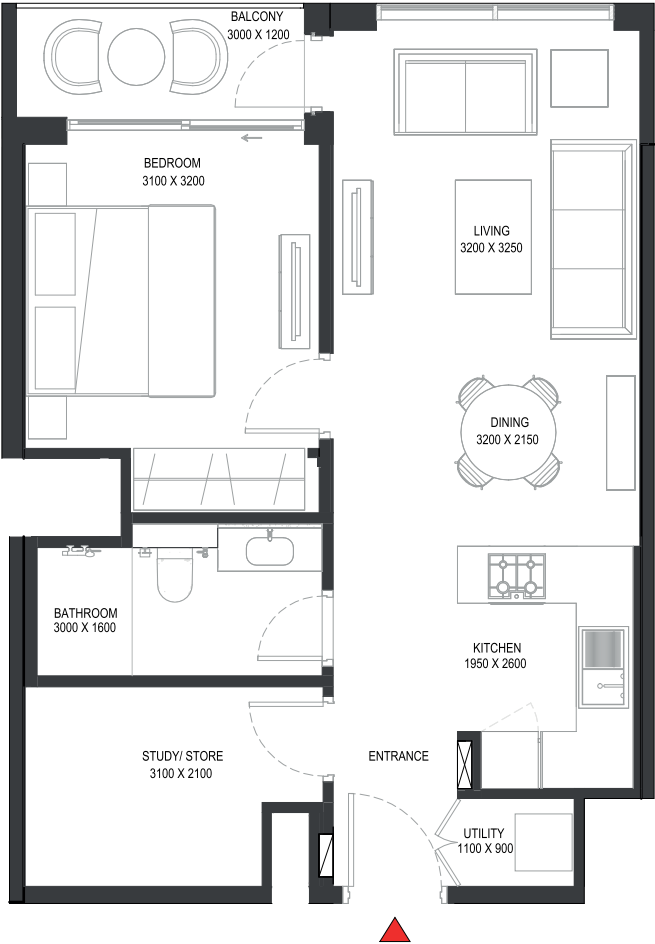
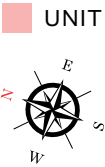
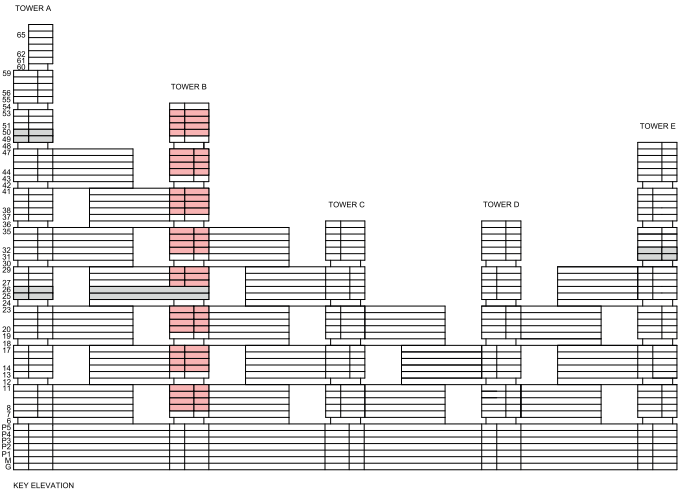
LEVEL 50



LEVEL 51-53

1.5 BEDROOM APARTMENT
TYPE A (with study room + balcony) VARIANT 1

TOTAL SALEABLE AREA
SUITE = 630.99 SQ.FT.
BALCONY = 45.99 SQ.FT.
TOTAL = 676.98 SQ.FT.



List of unit numbers with this unit plan:

VIEWS

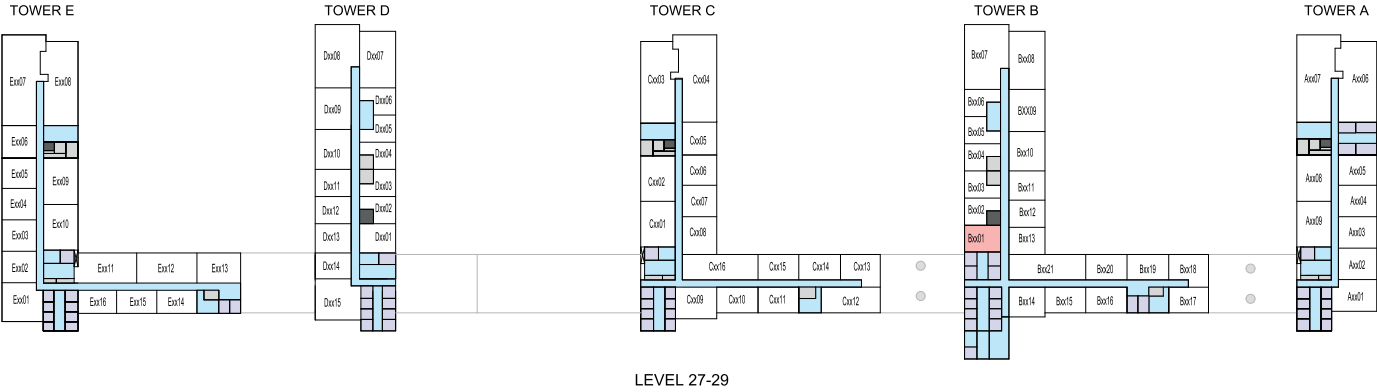
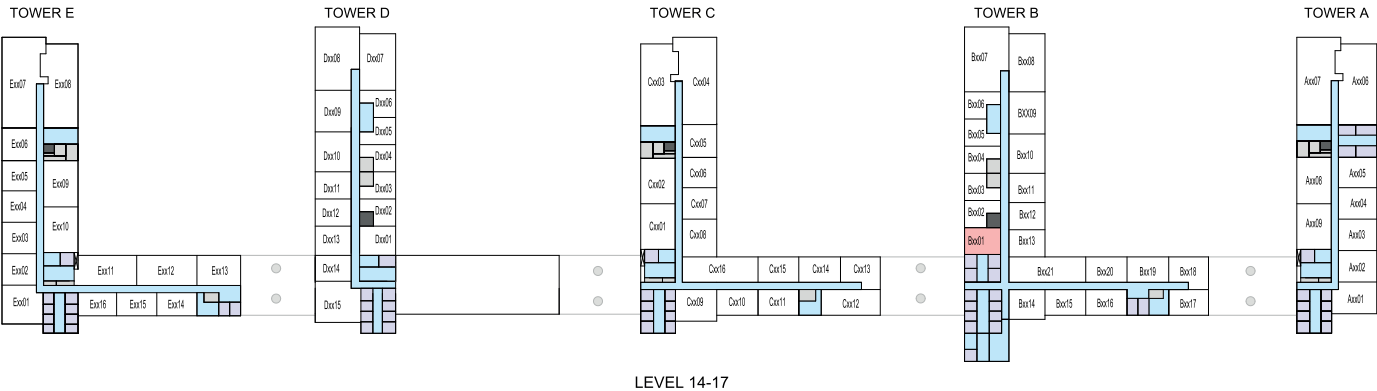
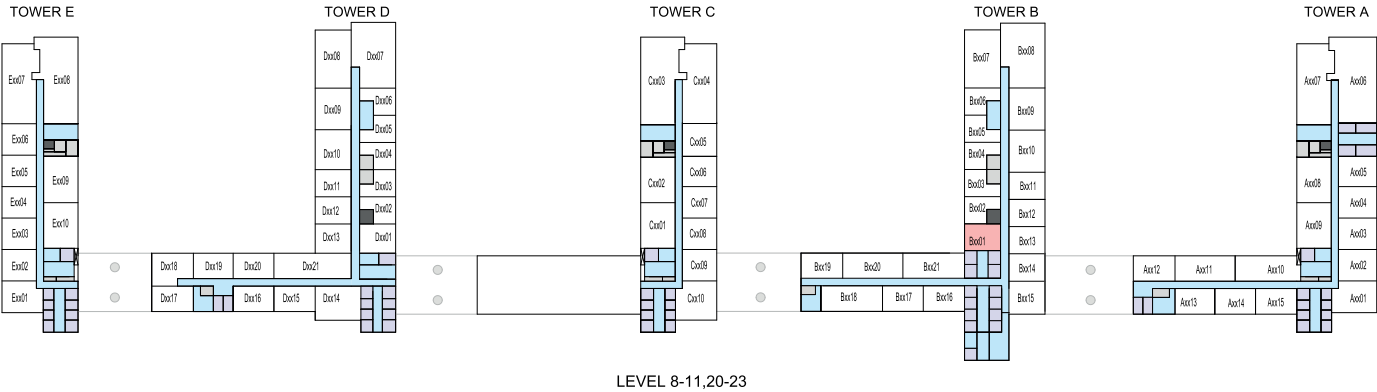
Amenities, Creek
B812, B912, B1012

Golf Course, Amenities, Creek
B1112, B1412, B1512, B1612, B1712, B2012, B2112, B2212, B2312

Golf Course, Creek
B2712, B2812, B2912, B3212, B3312, B3412, B3512, B3812, B3912, B4012, B4112, B4412, B4512, B4612, B4712, B5012, B5112, B5212, B5312

1.5 BEDROOM APARTMENT
TYPE A (with study room + balcony) VARIANT 2

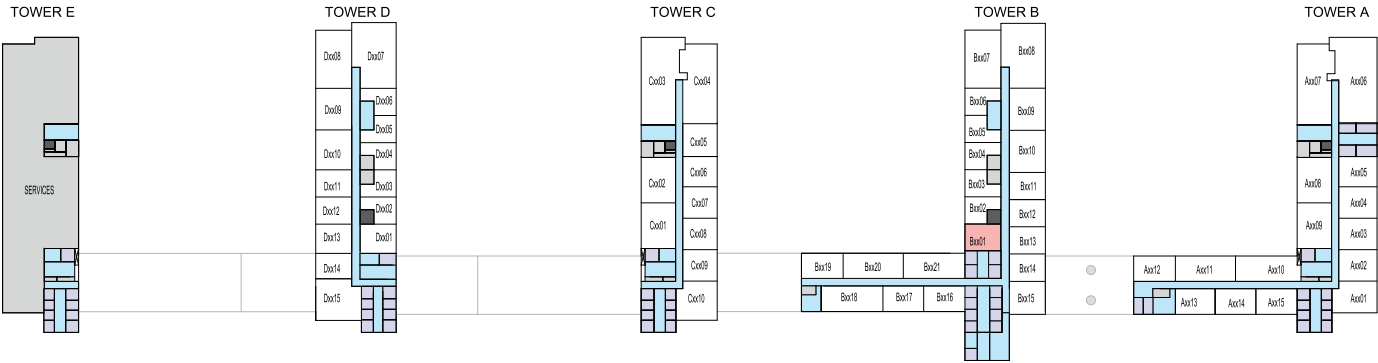
TOTAL SALEABLE AREA
SUITE = 635.38 SQ.FT.
BALCONY = 45.90 SQ.FT.
TOTAL = 681.28 SQ.FT.



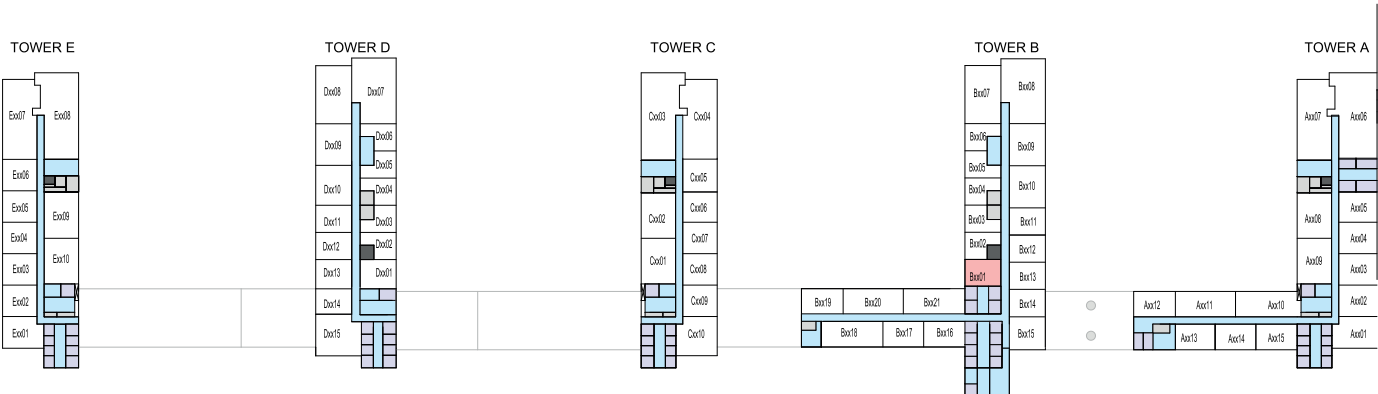
Disclaimer: 1. All dimensions are in metric, measured to wall finishes. 2. All materials, dimensions & drawings are approximate. 3. Information is subject to change without notice, at developer's absolute discretion. 4. Actual area may vary from the stated area. 5. Drawing are not to scale. 6. All images used are for illustrative purpose only and do not represent the actual size, features, specifications, fittings and furnishings. 7. The developer reserves the right to make revisions/ alterations, at its absolute discretion, without any liability whatsoever.

1.5 BEDROOM APARTMENT
TYPE A (with study room + balcony) VARIANT 2

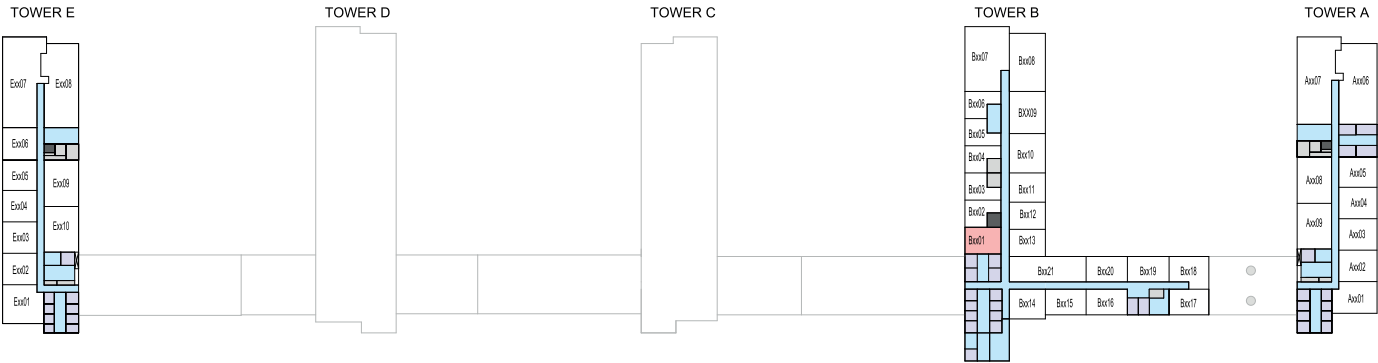
TOTAL SALEABLE AREA
SUITE = 635.38 SQ.FT.
BALCONY = 45.90 SQ.FT.
TOTAL = 681.28 SQ.FT.



LEVEL 32



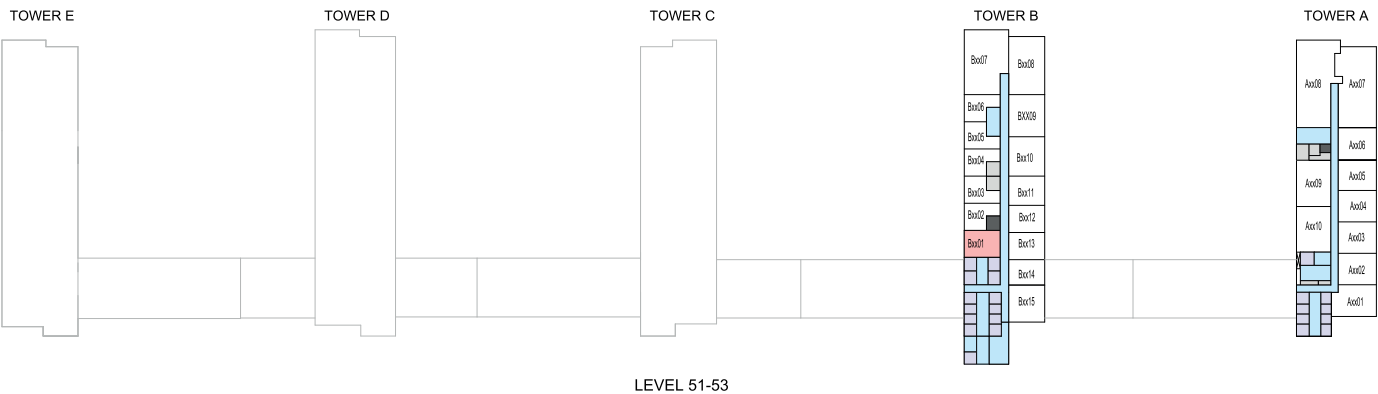
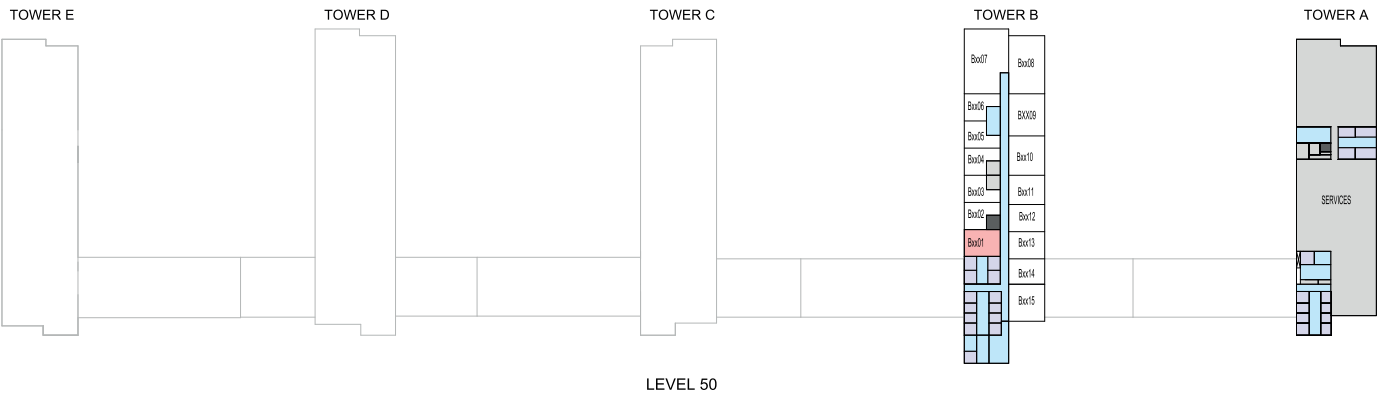
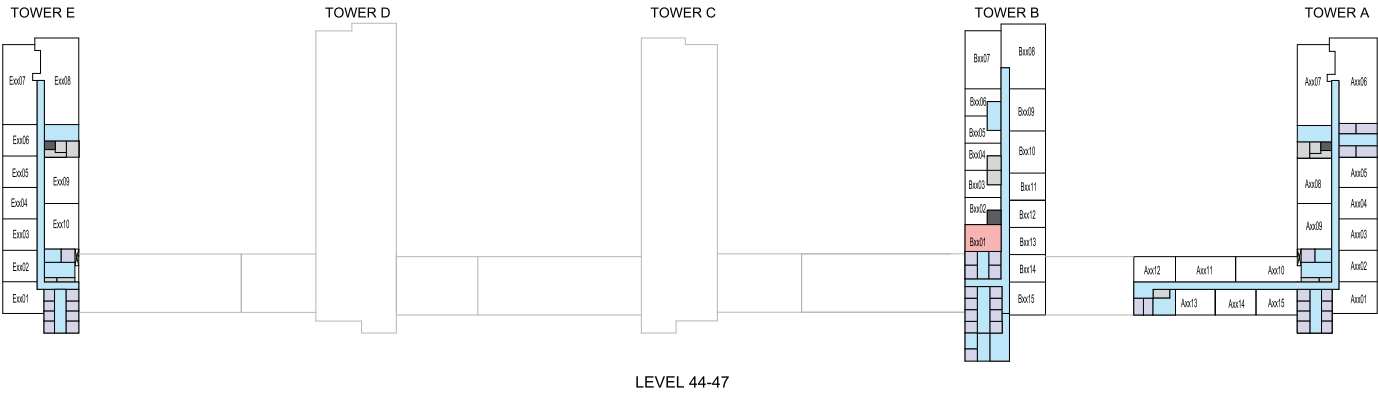
LEVEL 33-35



LEVEL 38-41

1.5 BEDROOM APARTMENT
TYPE A (with study room + balcony) VARIANT 2

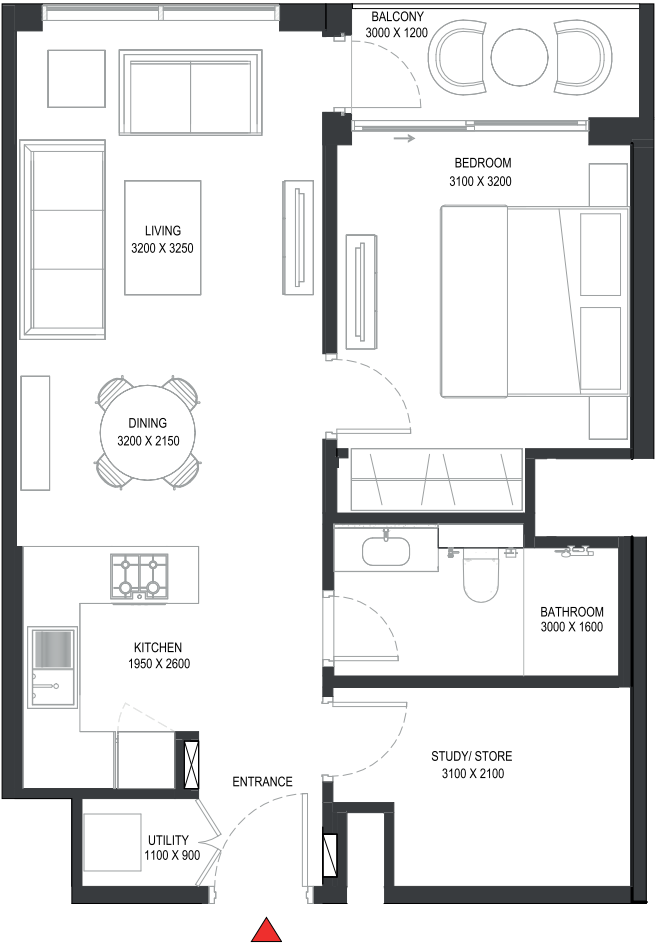
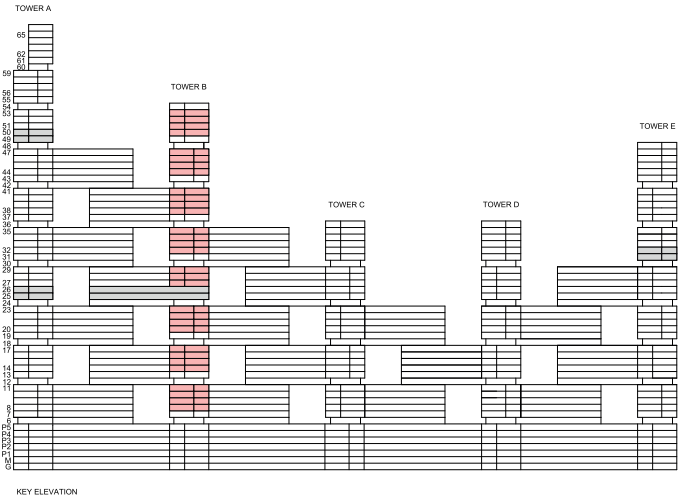
TOTAL SALEABLE AREA
SUITE = 635.38 SQ.FT.
BALCONY = 45.90 SQ.FT.
TOTAL = 681.28 SQ.FT.



Disclaimer: 1. All dimensions are in metric, measured to wall finishes. 2. All materials, dimensions & drawings are approximate. 3. Information is subject to change without notice, at developer's absolute discretion. 4. Actual area may vary from the stated area. 5. Drawing are not to scale. 6. All images used are for illustrative purpose only and do not represent the actual size, features, specifications, fittings and furnishings. 7. The developer reserves the right to make revisions/ alterations, at its absolute discretion, without any liability whatsoever.

1.5 BEDROOM APARTMENT
TYPE A (with study room + balcony) VARIANT 2

TOTAL SALEABLE AREA
SUITE = 635.38 SQ.FT.
BALCONY = 45.90 SQ.FT.
TOTAL = 681.28 SQ.FT.



List of unit numbers with this unit plan:

VIEWS

Ras Al Khor, Amenities
B801, B901, B1001

Ras Al Khor, Golf Course, Amenities
B1101, B1401, B1501, B1601, B1701, B2001, B2101, B2201, B2301

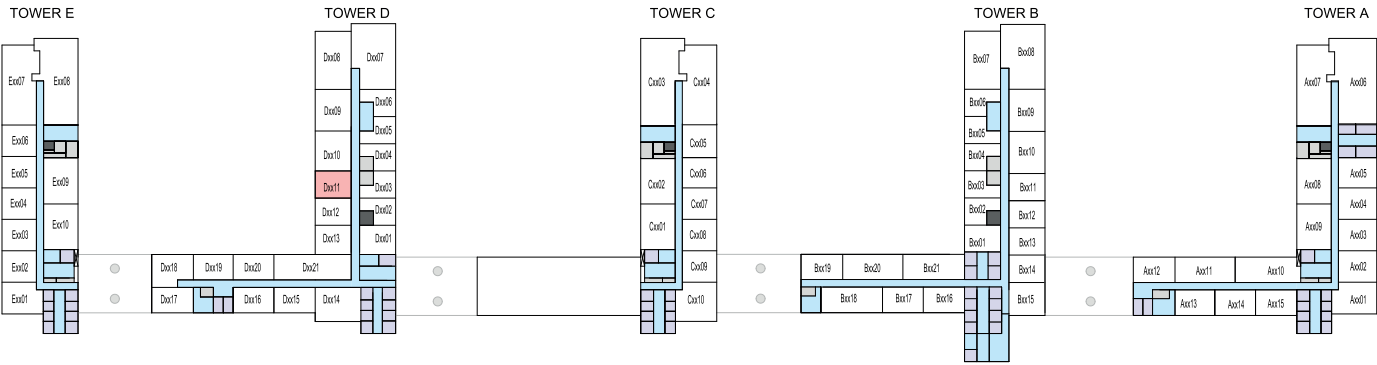
Ras Al Khor, Golf Course
B2701, B2801, B2901, B3201, B3301, B3401, B3501, B3801, B3901, B4001, B4101, B4401, B4501, B4601, B4701

Downtown, Ras Al Khor, Golf Course
B5001, B5101, B5201, B5301

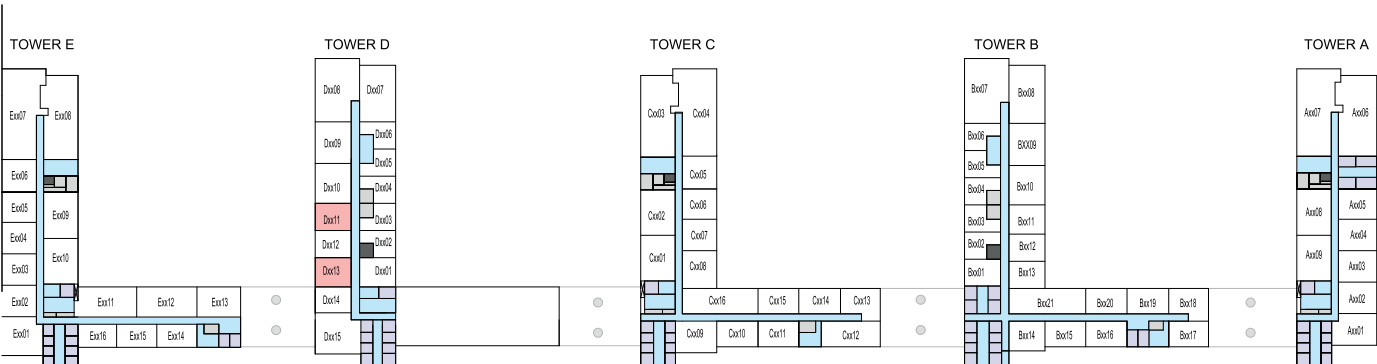
Disclaimer: 1. All dimensions are in metric, measured to wall finishes. 2. All materials, dimensions & drawings are approximate. 3. Information is subject to change without notice, at developer's absolute discretion. 4. Actual area may vary from the stated area. 5. Drawing are not to scale. 6. All images used are for illustrative purpose only and do not represent the actual size, features, specifications, fittings and furnishings. 7. The developer reserves the right to make revisions/ alterations, at its absolute discretion, without any liability whatsoever.

1.5 BEDROOM APARTMENT
TYPE A (with study room + balcony) VARIANT 3

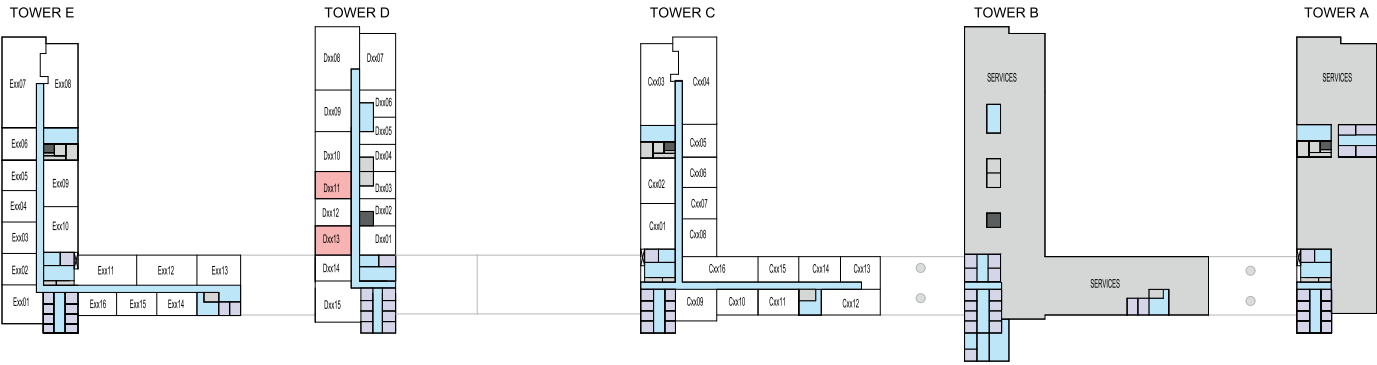
TOTAL SALEABLE AREA
SUITE = 630.55 SQ.FT.
BALCONY = 46.87 SQ.FT.
TOTAL = 677.42 SQ.FT.



LEVEL 8-11,20-23



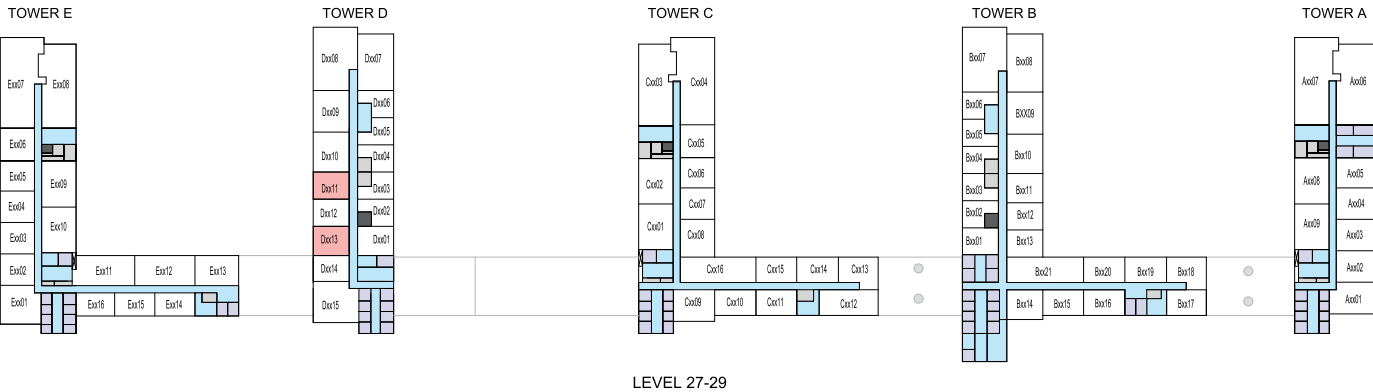
LEVEL 14-17



LEVEL 26

1.5 BEDROOM APARTMENT
TYPE A (with study room + balcony) VARIANT 3

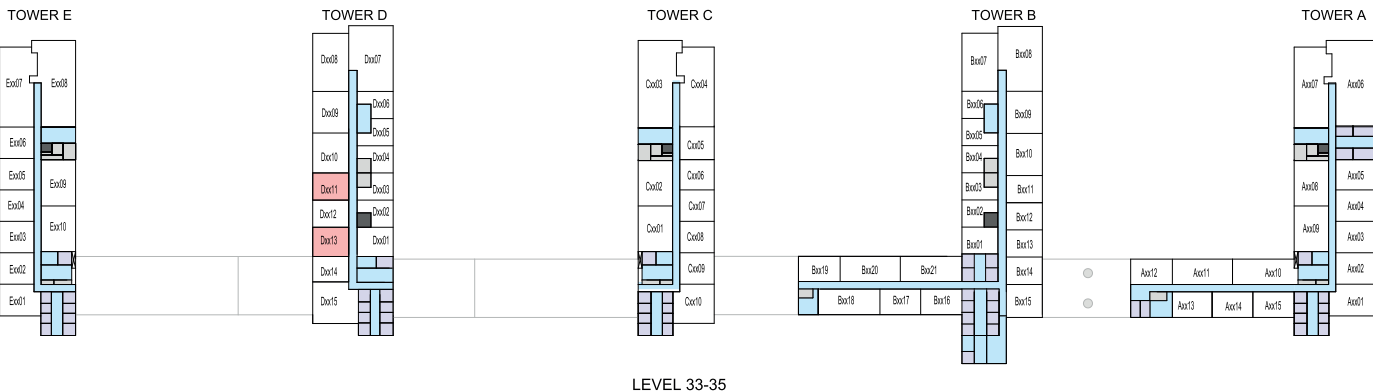
TOTAL SALEABLE AREA
SUITE = 630.55 SQ.FT.
BALCONY = 46.87 SQ.FT.
TOTAL = 677.42 SQ.FT.



LEVEL 27-29



LEVEL 32

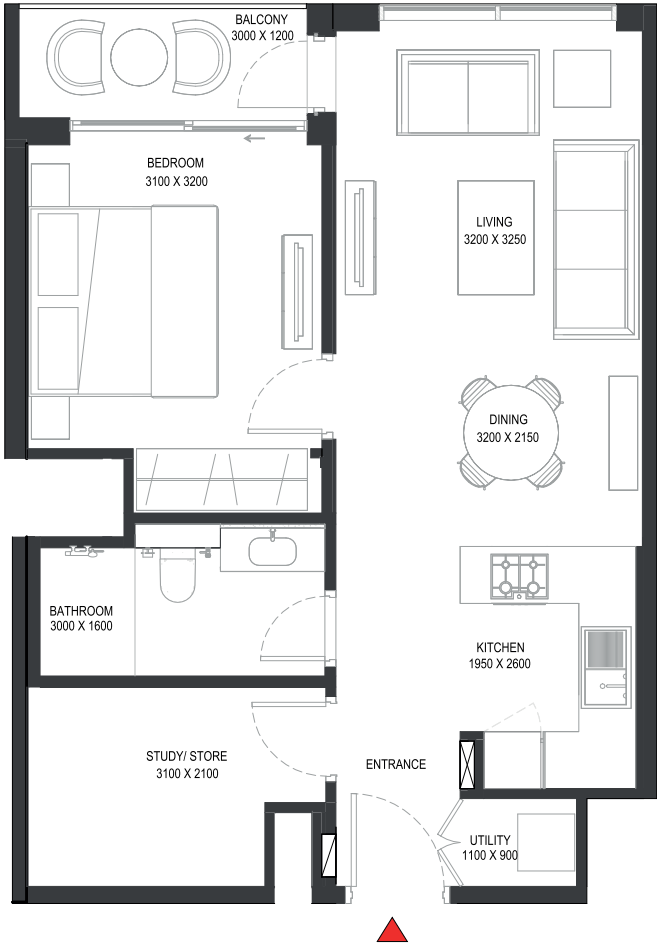
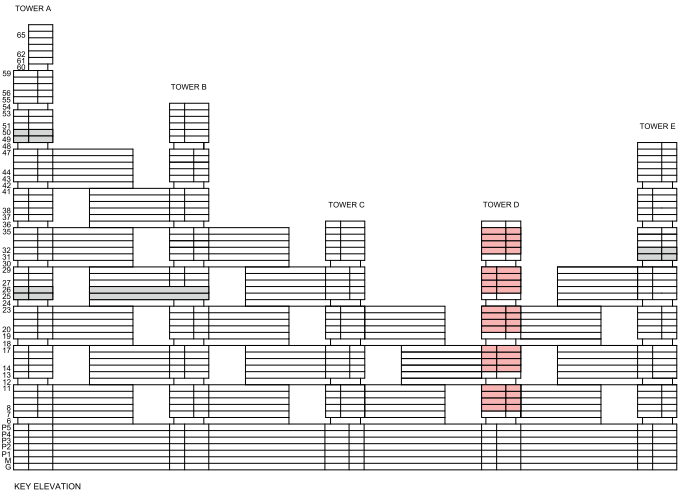


LEVEL 33-35

Disclaimer: 1. All dimensions are in metric, measured to wall finishes. 2. All materials, dimensions & drawings are approximate. 3. Information is subject to change without notice, at developer's absolute discretion. 4. Actual area may vary from the stated area. 5. Drawing are not to scale. 6. All images used are for illustrative purpose only and do not represent the actual size, features, specifications, fittings and furnishings. 7. The developer reserves the right to make revisions/ alterations, at its absolute discretion, without any liability whatsoever.

1.5 BEDROOM APARTMENT
TYPE A (with study room + balcony) VARIANT 3

TOTAL SALEABLE AREA
SUITE = 630.55 SQ.FT.
BALCONY = 46.87 SQ.FT.
TOTAL = 677.42 SQ.FT.



List of unit numbers with this unit plan:

VIEWS

Ras Al Khor, Amenities

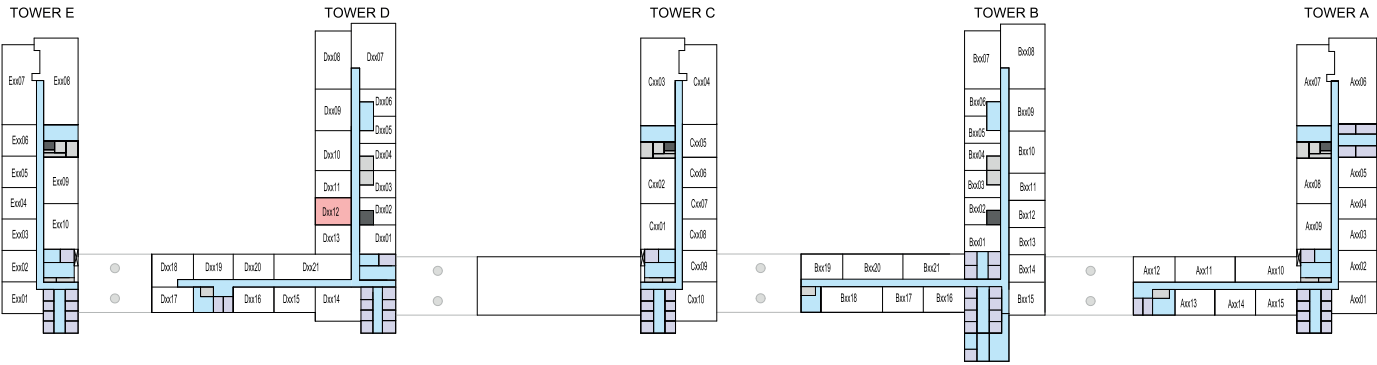
D811, D911, D1011, D1111, D1411, D1413, D1511, D1513, D1611, D1613, D1711, D1713, D2011, D2111, D2211, D2311

Ras Al Khor

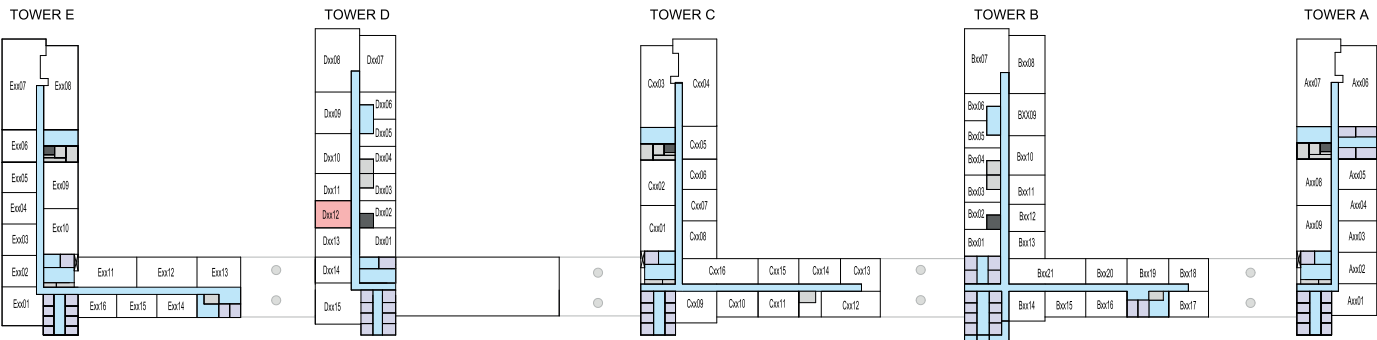
D2611, D2613, D2711, D2713, D2811, D2813, D2911, D2913, D3211, D3213, D3311, D3313, D3411, D3413, D3511, D3513

1.5 BEDROOM APARTMENT
TYPE A (with study room + balcony) VARIANT 4

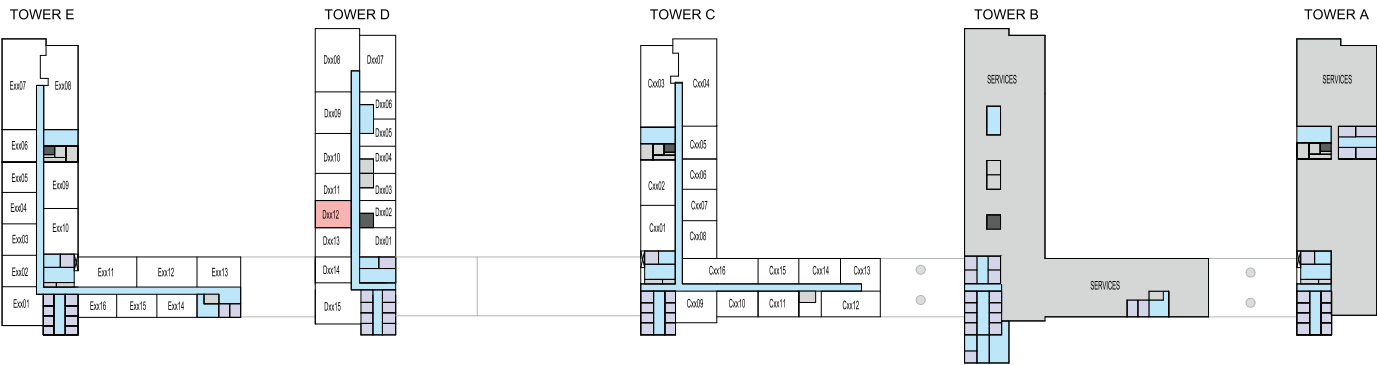
TOTAL SALEABLE AREA
SUITE = 630.55 SQ.FT.
BALCONY = 46.87 SQ.FT.
TOTAL = 677.42 SQ.FT.



LEVEL 8-11,20-23



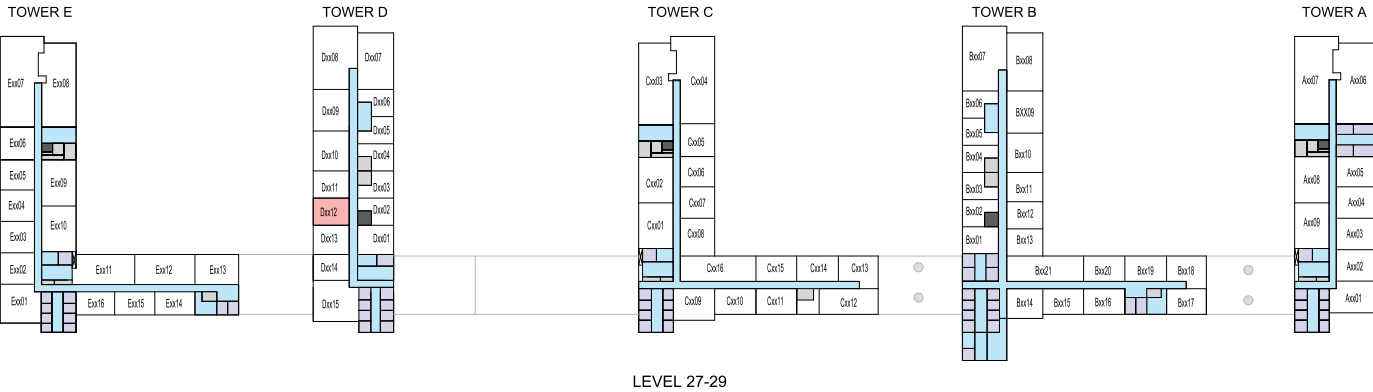
LEVEL 14-17



LEVEL 26

1.5 BEDROOM APARTMENT
TYPE A (with study room + balcony) VARIANT 4

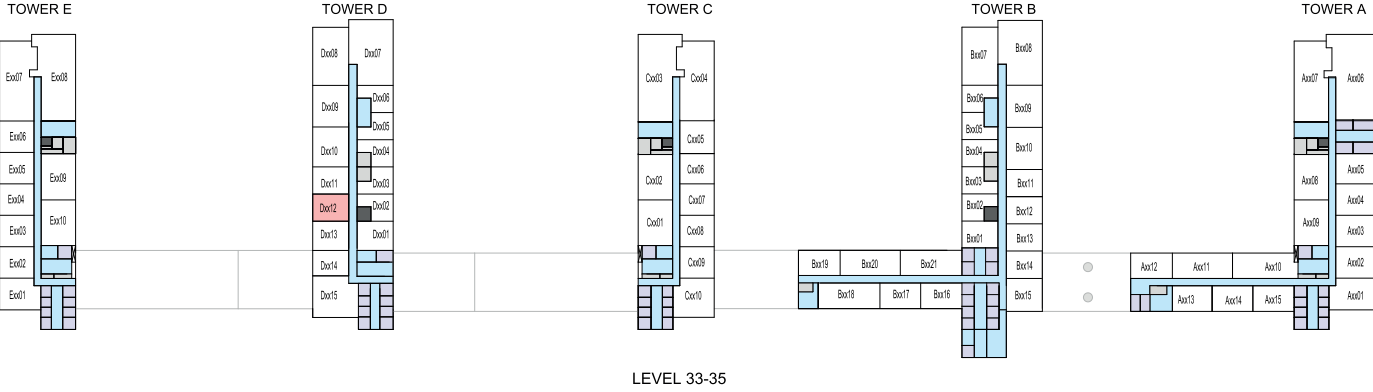
TOTAL SALEABLE AREA
SUITE = 630.55 SQ.FT.
BALCONY = 46.87 SQ.FT.
TOTAL = 677.42 SQ.FT.



LEVEL 27-29



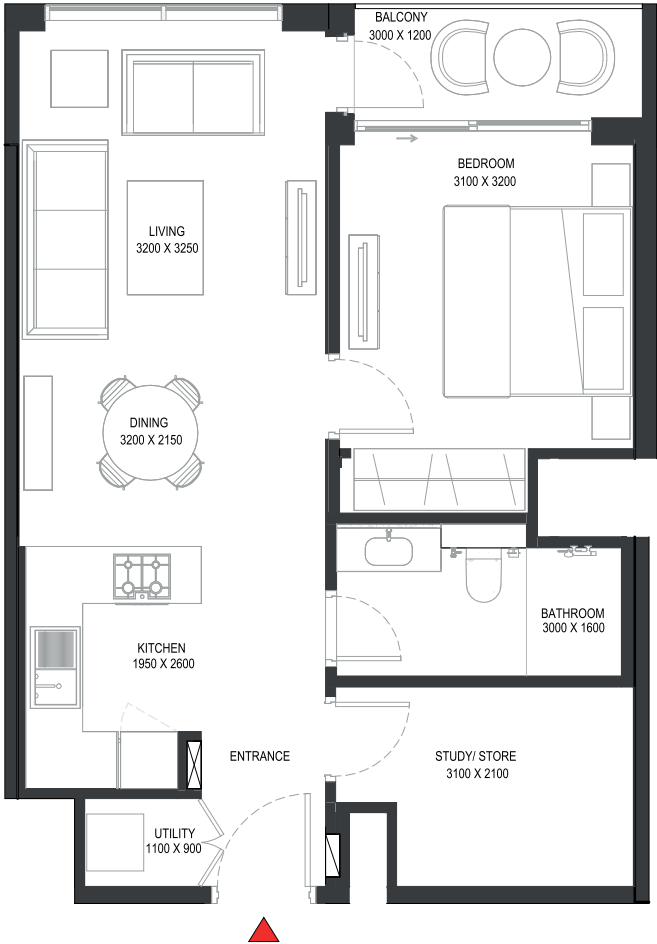
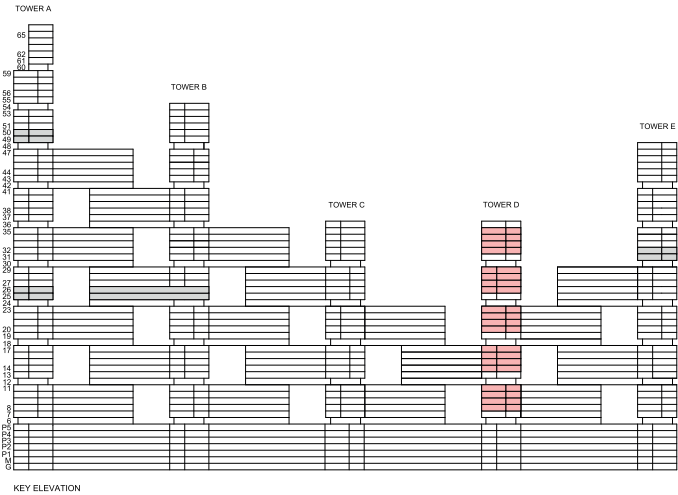
LEVEL 32



LEVEL 33-35

1.5 BEDROOM APARTMENT
TYPE A (with study room + balcony) VARIANT 4

TOTAL SALEABLE AREA
SUITE = 630.55 SQ.FT.
BALCONY = 46.87 SQ.FT.
TOTAL = 677.42 SQ.FT.



List of unit numbers with this unit plan:

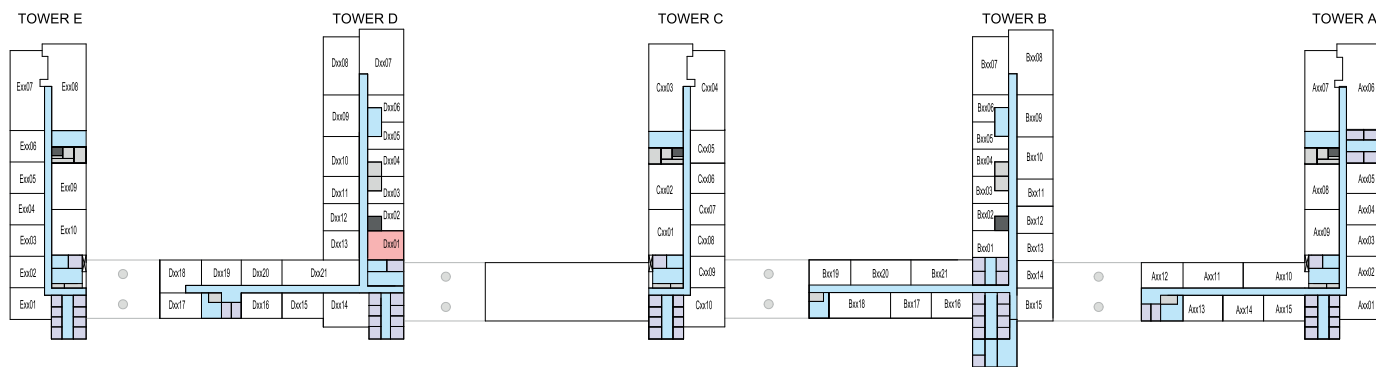
VIEWS

- Ras Al Khor, Amenities
D812, D912, D1012, D1112, D1412, D1512, D1612, D1712, D2012, D2112, D2212, D2312
- Ras Al Khor
D2612, D2712, D2812, D2912, D3212, D3312, D3412, D3512

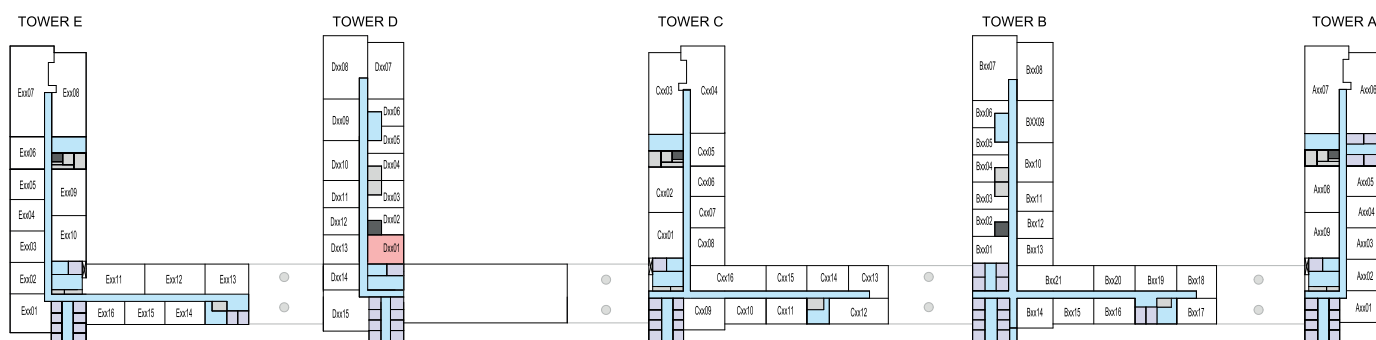
Disclaimer: 1. All dimensions are in metric, measured to wall finishes. 2. All materials, dimensions & drawings are approximate. 3. Information is subject to change without notice, at developer's absolute discretion. 4. Actual area may vary from the stated area. 5. Drawing are not to scale. 6. All images used are for illustrative purpose only and do not represent the actual size, features, specifications, fittings and furnishings. 7. The developer reserves the right to make revisions/ alterations, at its absolute discretion, without any liability whatsoever.

TYPE A (with study room + balcony) VARIANT 5

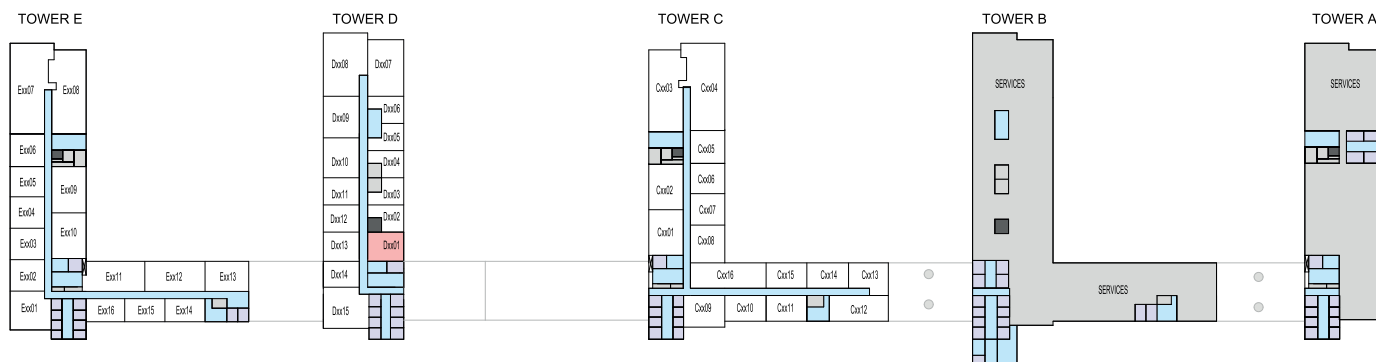
TOTAL = 681.53 SQ.FT.



LEVEL 8-11,20-23



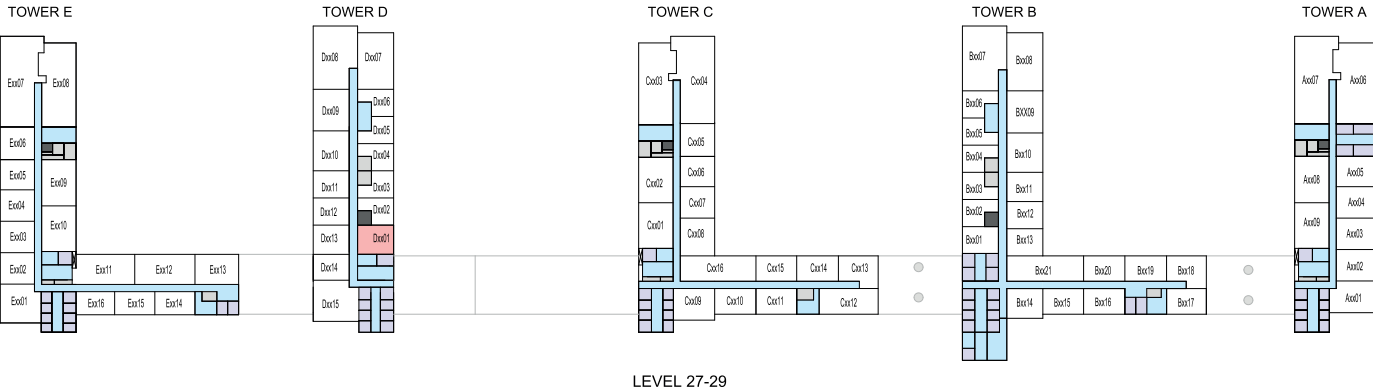
LEVEL 14-17



LEVEL 26

1.5 BEDROOM APARTMENT
TYPE A (with study room + balcony) VARIANT 5

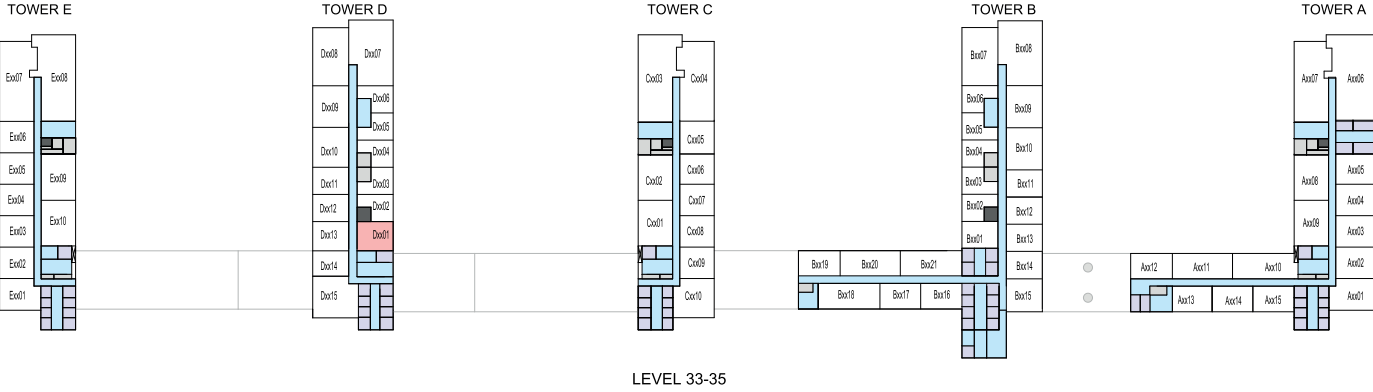
TOTAL SALEABLE AREA
SUITE = 634.64 SQ.FT.
BALCONY = 46.89 SQ.FT.
TOTAL = 681.53 SQ.FT.



LEVEL 27-29



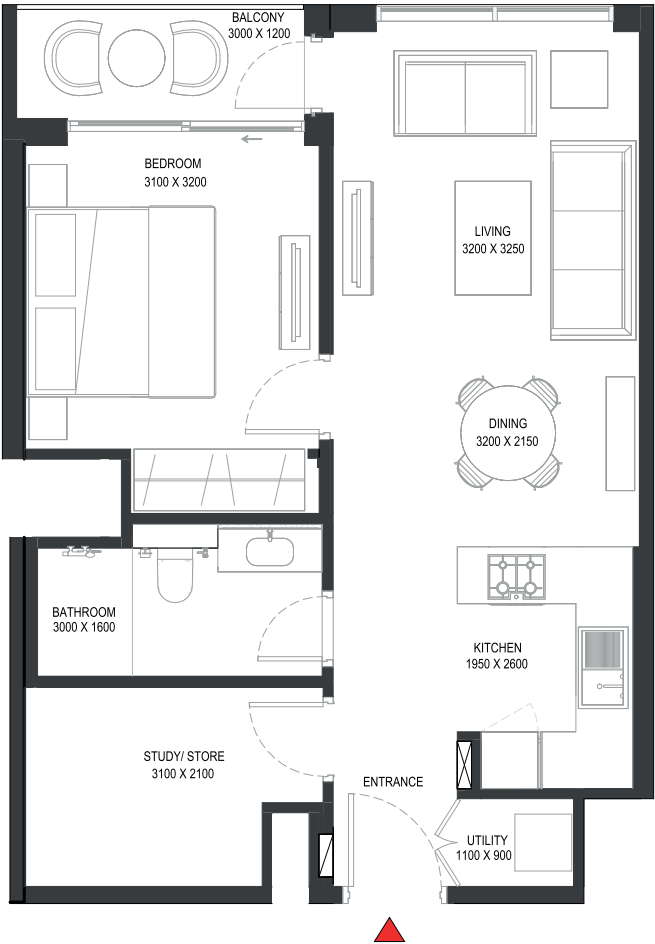
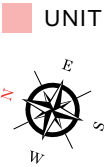
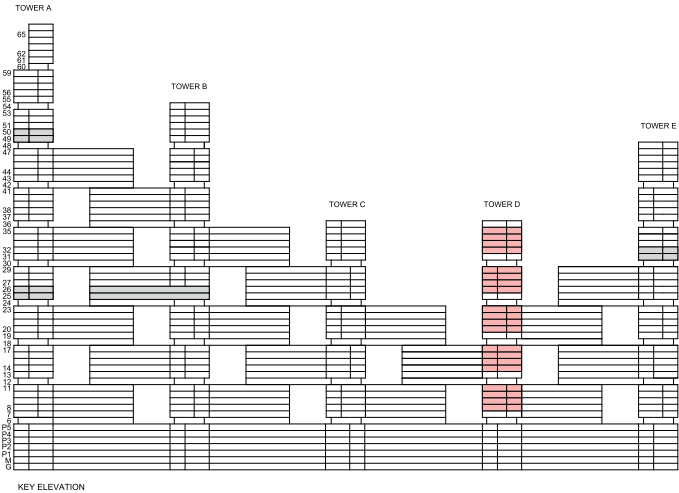
LEVEL 32



LEVEL 33-35

1.5 BEDROOM APARTMENT
TYPE A (with study room + balcony) VARIANT 5

TOTAL SALEABLE AREA
SUITE = 634.64 SQ.FT.
BALCONY = 46.89 SQ.FT.
TOTAL = 681.53 SQ.FT.



List of unit numbers with this unit plan:

VIEWS

Creek, Amenities

D801, D901, D1001, D1101

Creek, Golf Course, Amenities

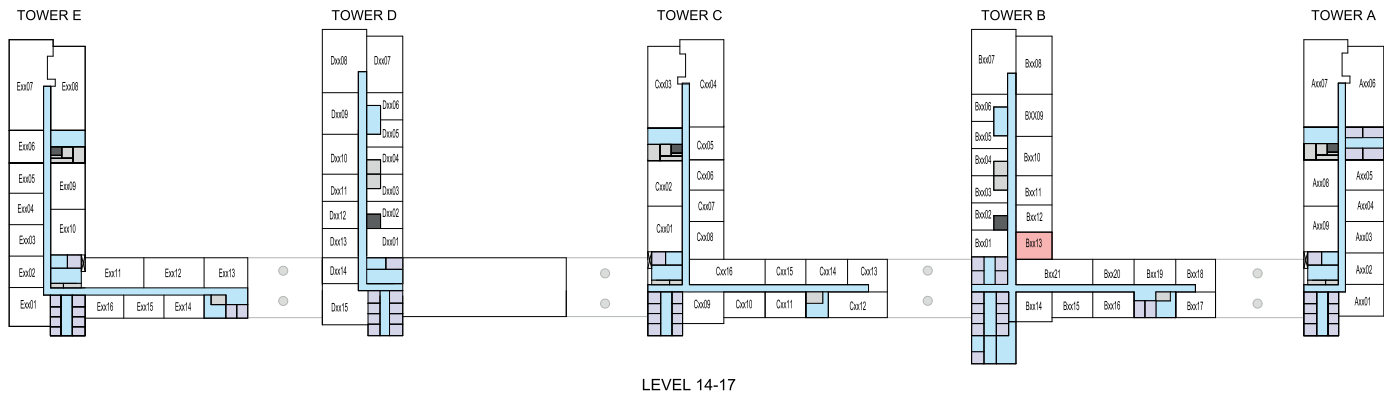
D1401, D1501, D1601, D1701, D2001, D2101, D2201, D2301

Creek, Golf Course

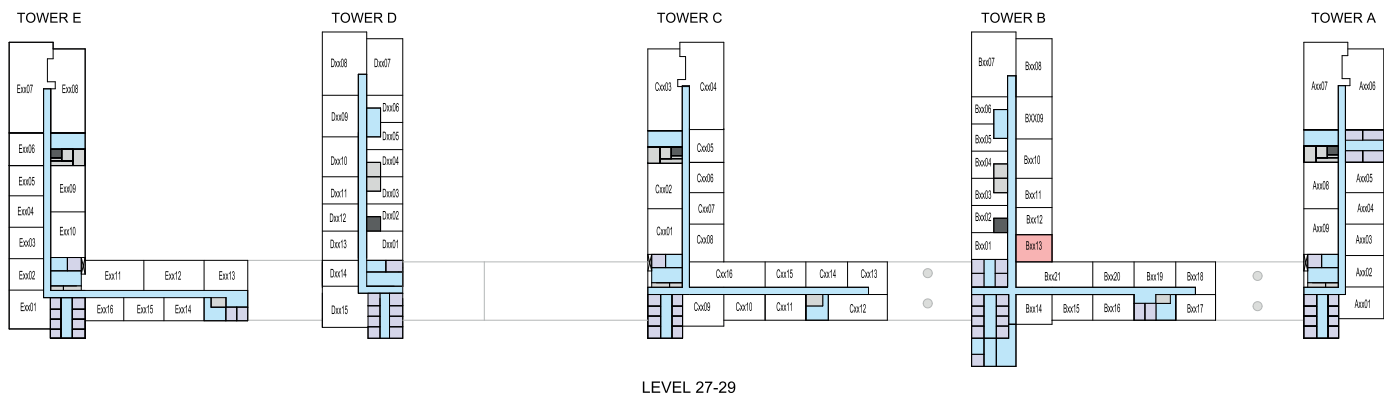
D2601, D2701, D2801, D2901, D3201, D3301, D3401, D3501

1.5 BEDROOM APARTMENT
TYPE A (with study room + balcony) VARIANT 6

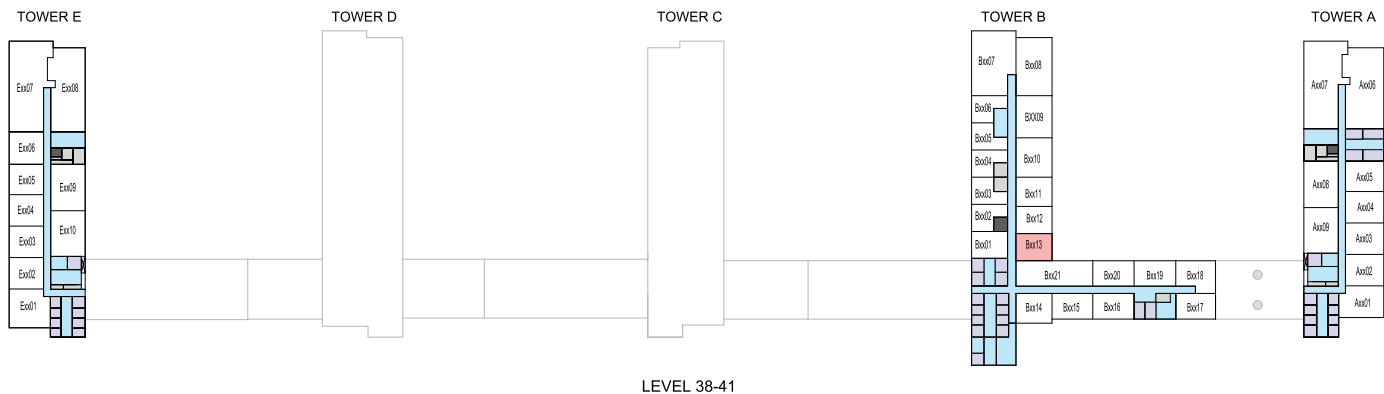
TOTAL SALEABLE AREA
SUITE = 630.99 SQ.FT.
BALCONY = 45.99 SQ.FT.
TOTAL = 676.98 SQ.FT.



LEVEL 14-17



LEVEL 27-29

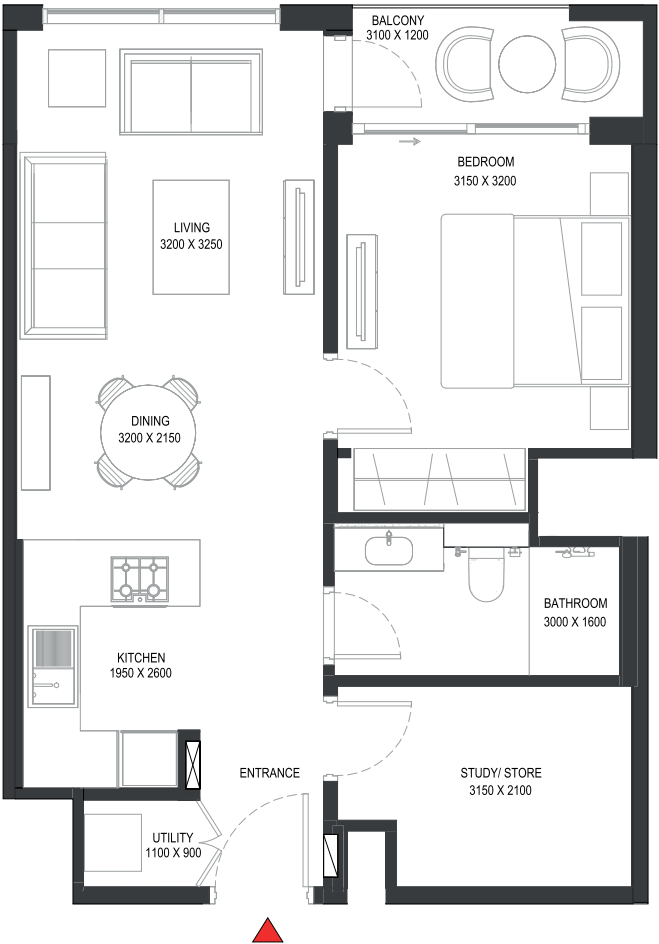
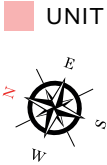
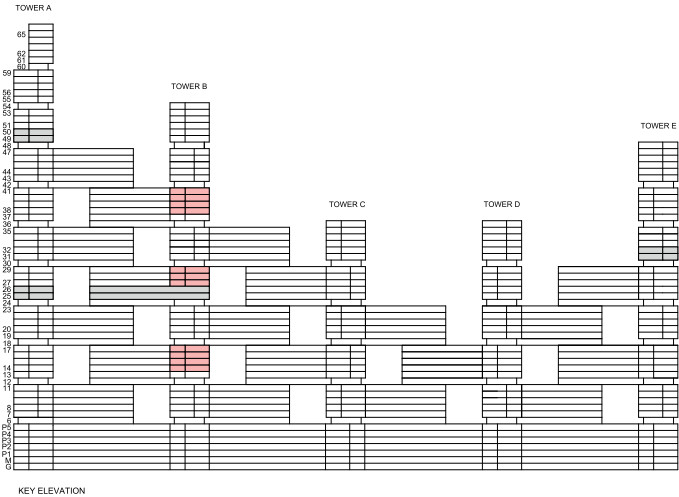


LEVEL 38-41

Disclaimer: 1. All dimensions are in metric, measured to wall finishes. 2. All materials, dimensions & drawings are approximate. 3. Information is subject to change without notice, at developer's absolute discretion. 4. Actual area may vary from the stated area. 5. Drawing are not to scale. 6. All images used are for illustrative purpose only and do not represent the actual size, features, specifications, fittings and furnishings. 7. The developer reserves the right to make revisions/ alterations, at its absolute discretion, without any liability whatsoever.

1.5 BEDROOM APARTMENT
TYPE A (with study room + balcony) VARIANT 6

TOTAL SALEABLE AREA
SUITE = 630.99 SQ.FT.
BALCONY = 45.99 SQ.FT.
TOTAL = 676.98 SQ.FT.



List of unit numbers with this unit plan:

IEWS

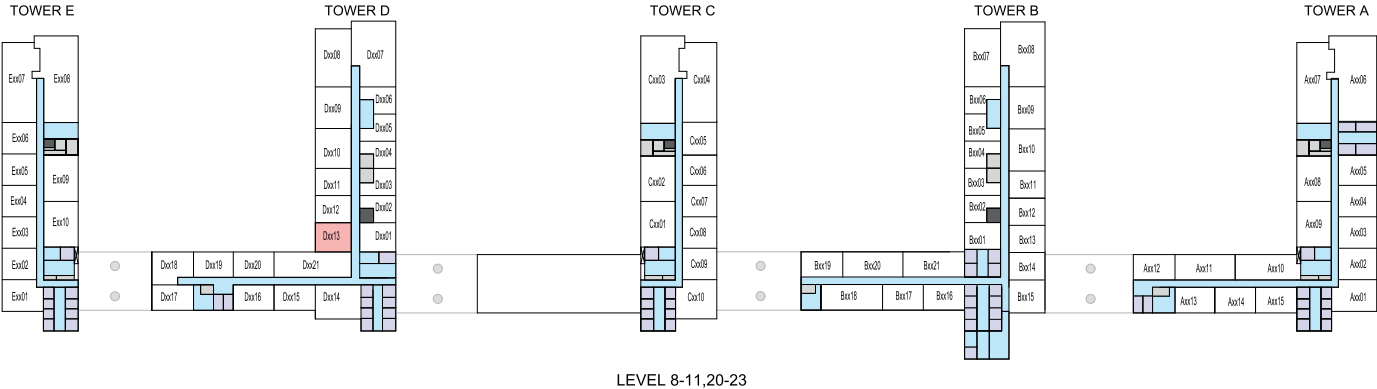
Golf Course, Amenities, Creek
B1413, B1513, B1613, B1713

Golf Course, Creek
B2713, B2813, B2913, B3813, B3913, B4013, B4113

Disclaimer: 1. All dimensions are in metric, measured to wall finishes. 2. All materials, dimensions & drawings are approximate. 3. Information is subject to change without notice, at developer's absolute discretion. 4. Actual area may vary from the stated area. 5. Drawing are not to scale. 6. All images used are for illustrative purpose only and do not represent the actual size, features, specifications, fittings and furnishings. 7. The developer reserves the right to make revisions/ alterations, at its absolute discretion, without any liability whatsoever.

1.5 BEDROOM APARTMENT
TYPE A (with study room + balcony) VARIANT 7

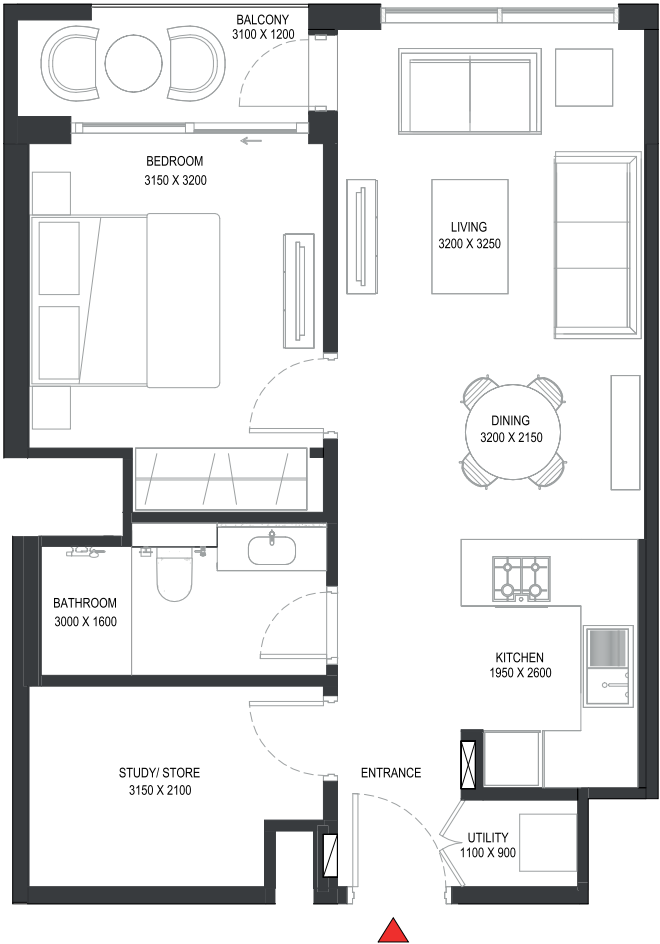
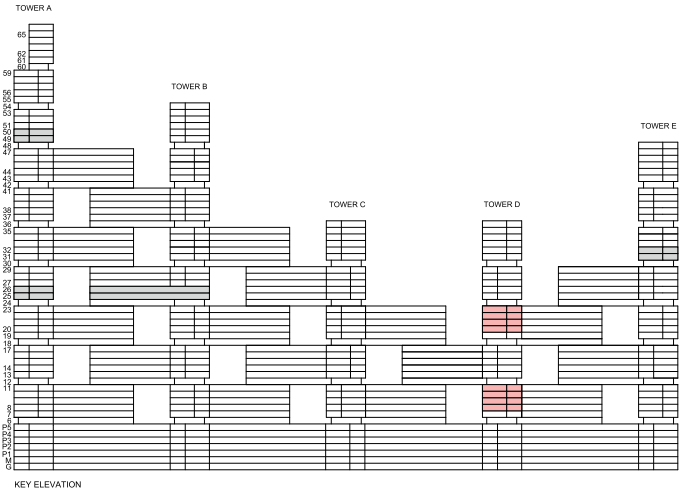
TOTAL SALEABLE AREA
SUITE = 630.55 SQ.FT.
BALCONY = 46.87 SQ.FT.
TOTAL = 677.42 SQ.FT.



LEVEL 8-11,20-23

1.5 BEDROOM APARTMENT
TYPE A (with study room + balcony) VARIANT 7

TOTAL SALEABLE AREA
SUITE = 630.55 SQ.FT.
BALCONY = 46.87 SQ.FT.
TOTAL = 677.42 SQ.FT.



List of unit numbers with this unit plan:

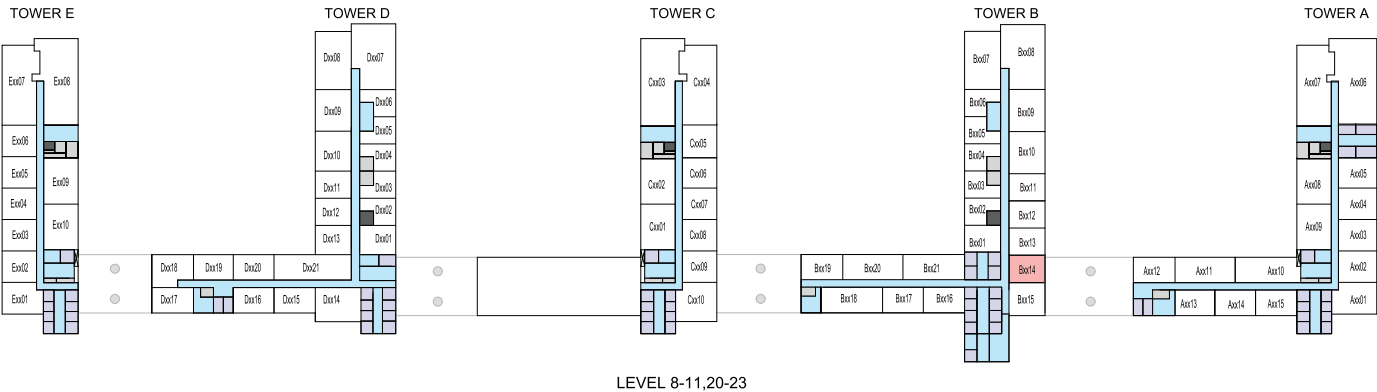
VIEWS

Ras Al Khor, Amenities
D813, D913, D1013, D1113, D2013, D2113, D2213, D2313

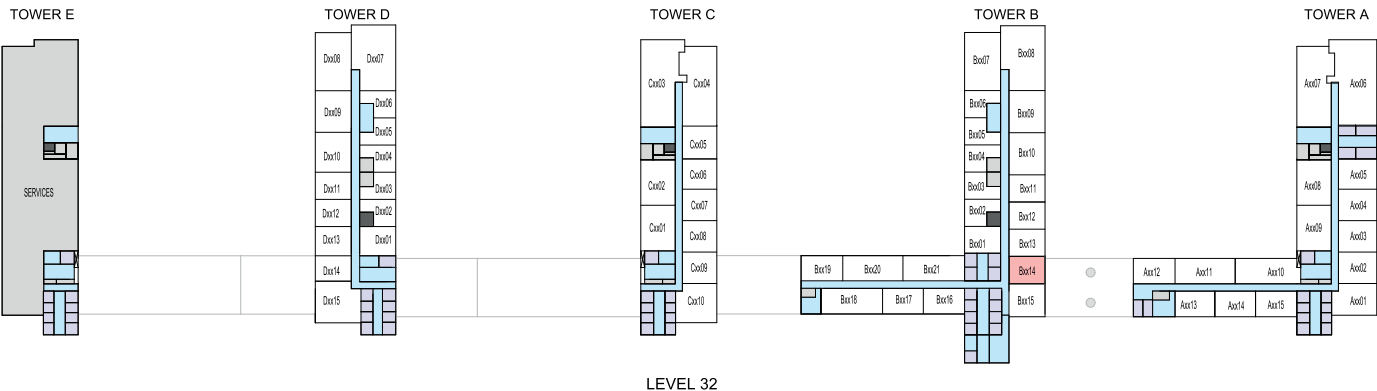
Disclaimer: 1. All dimensions are in metric, measured to wall finishes. 2. All materials, dimensions & drawings are approximate. 3. Information is subject to change without notice, at developer's absolute discretion. 4. Actual area may vary from the stated area. 5. Drawing are not to scale. 6. All images used are for illustrative purpose only and do not represent the actual size, features, specifications, fittings and furnishings. 7. The developer reserves the right to make revisions/ alterations, at its absolute discretion, without any liability whatsoever.

1.5 BEDROOM APARTMENT
TYPE B (with study room + balcony)

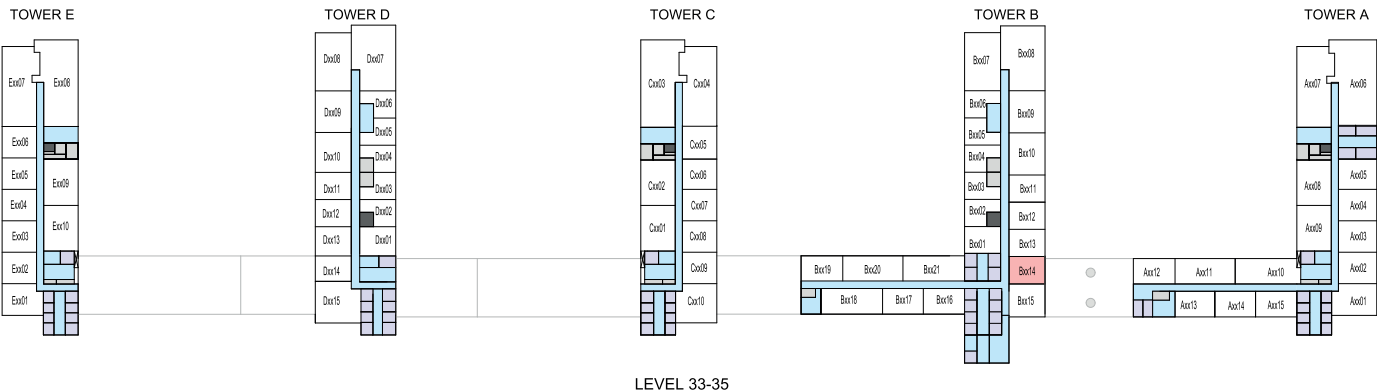
TOTAL SALEABLE AREA
SUITE RANGE = 618.17 SQ.FT. - 619.57 SQ.FT.
BALCONY RANGE = 45.96 SQ.FT. - 46.00 SQ.FT.
TOTAL RANGE = 664.17 SQ.FT. - 665.53 SQ.FT.



LEVEL 8-11,20-23



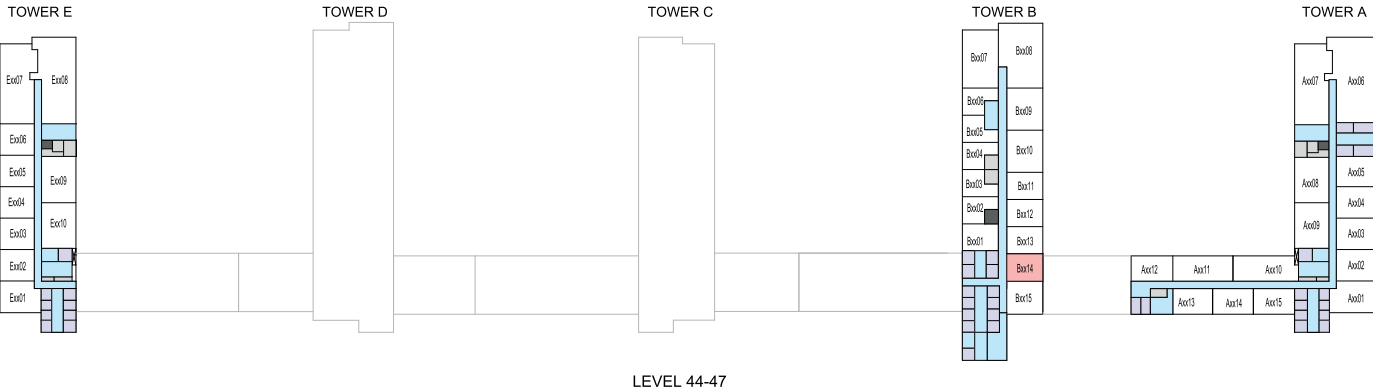
LEVEL 32



LEVEL 33-35

1.5 BEDROOM APARTMENT
TYPE B (with study room + balcony)

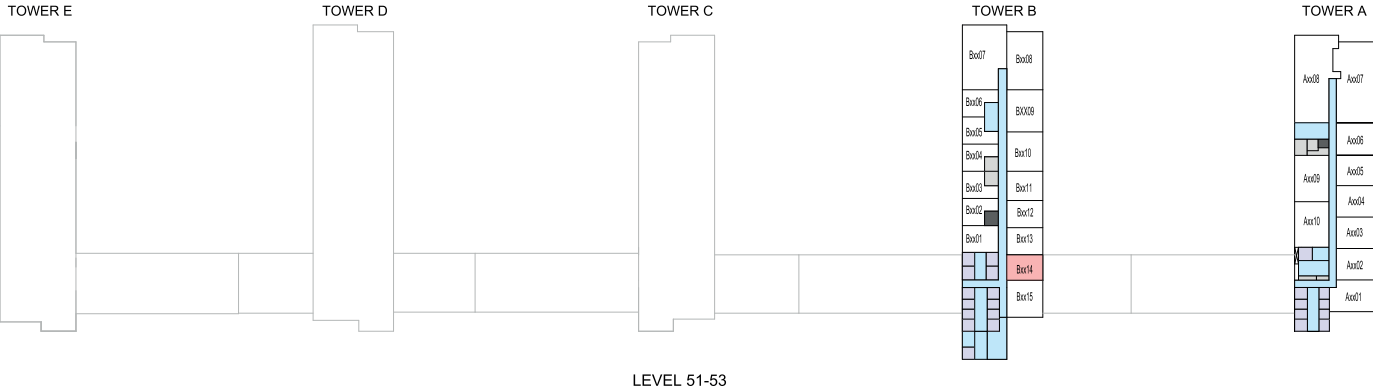
TOTAL SALEABLE AREA
SUITE RANGE = 618.17 SQ.FT. - 619.57 SQ.FT.
BALCONY RANGE = 45.96 SQ.FT. - 46.00 SQ.FT.
TOTAL RANGE = 664.17 SQ.FT. - 665.53 SQ.FT.



LEVEL 44-47



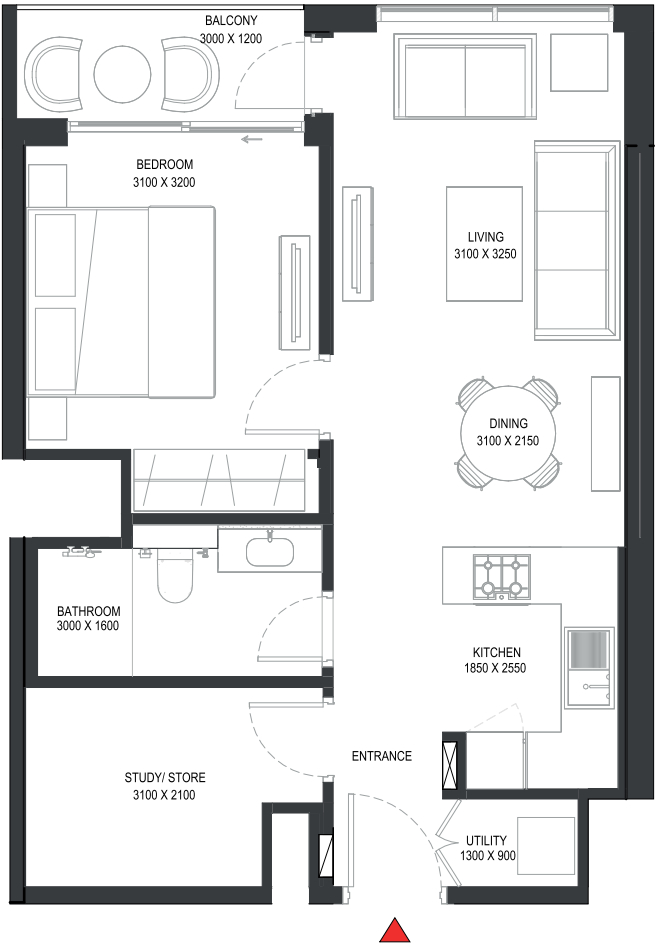
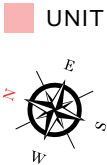
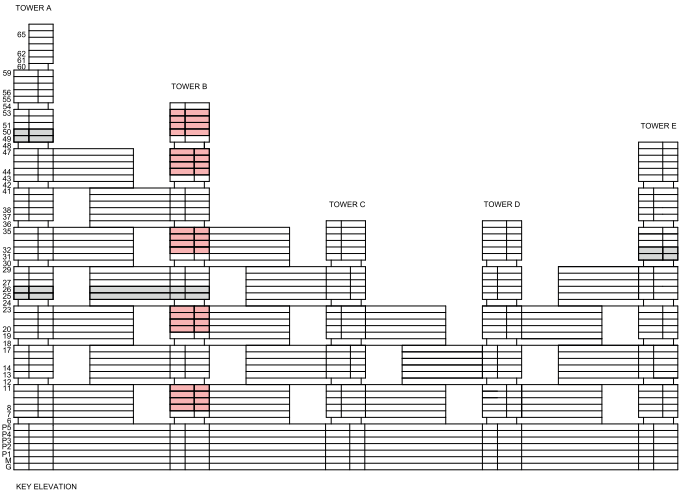
LEVEL 50



LEVEL 51-53

1.5 BEDROOM APARTMENT
TYPE B (with study room + balcony)

TOTAL SALEABLE AREA
SUITE RANGE = 618.17 SQ.FT. - 619.57 SQ.FT.
BALCONY RANGE = 45.96 SQ.FT. - 46.00 SQ.FT.
TOTAL RANGE = 664.17 SQ.FT. - 665.53 SQ.FT.



List of unit numbers with this unit plan:

VIEWS

Amenities, Creek
B814, B914, B1014

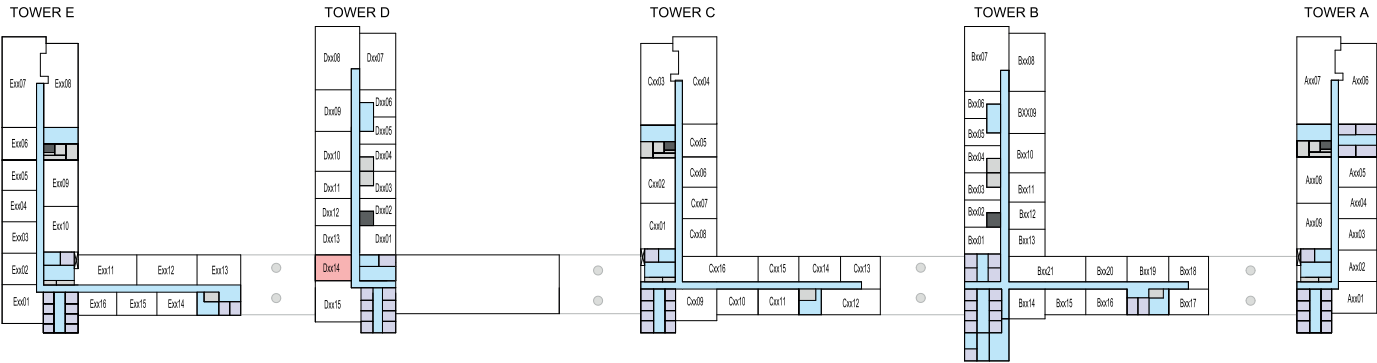
Golf Course, Amenities, Creek
B1114, B2014, B2114, B2214, B2314

Golf Course, Creek
B3214, B3314, B3414, B3514, B4414, B4514, B4614, B4714, B5014, B5114, B5214, B5314

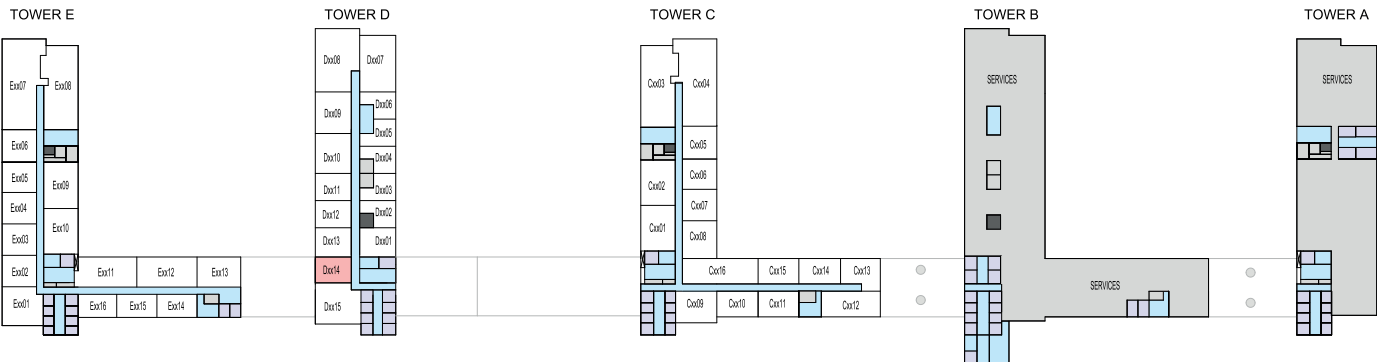
Disclaimer: 1. All dimensions are in metric, measured to wall finishes. 2. All materials, dimensions & drawings are approximate. 3. Information is subject to change without notice, at developer's absolute discretion. 4. Actual area may vary from the stated area. 5. Drawing are not to scale. 6. All images used are for illustrative purpose only and do not represent the actual size, features, specifications, fittings and furnishings. 7. The developer reserves the right to make revisions/ alterations, at its absolute discretion, without any liability whatsoever.

1.5 BEDROOM APARTMENT
TYPE B (with study room + balcony) VARIANT 1

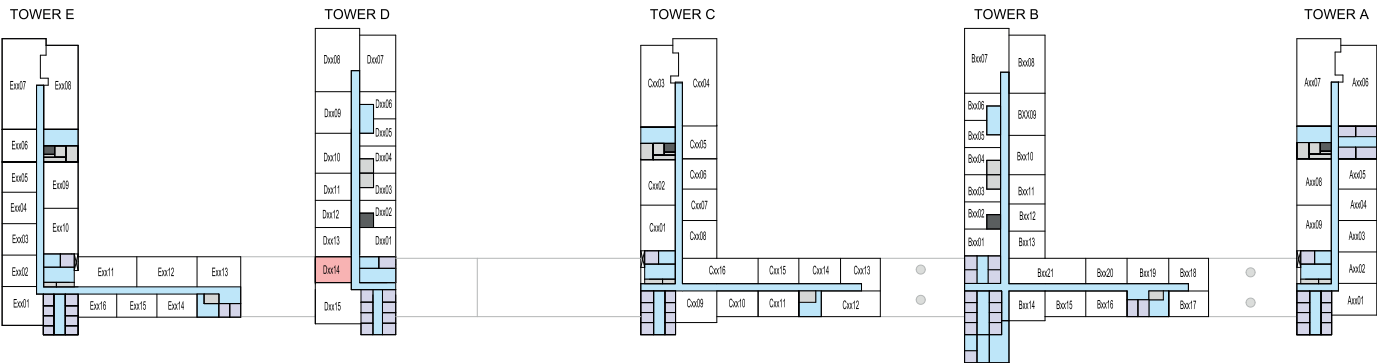
TOTAL SALEABLE AREA
SUITE = 619.57 SQ.FT.
BALCONY = 45.96 SQ.FT.
TOTAL = 665.53 SQ.FT.



LEVEL 14-17



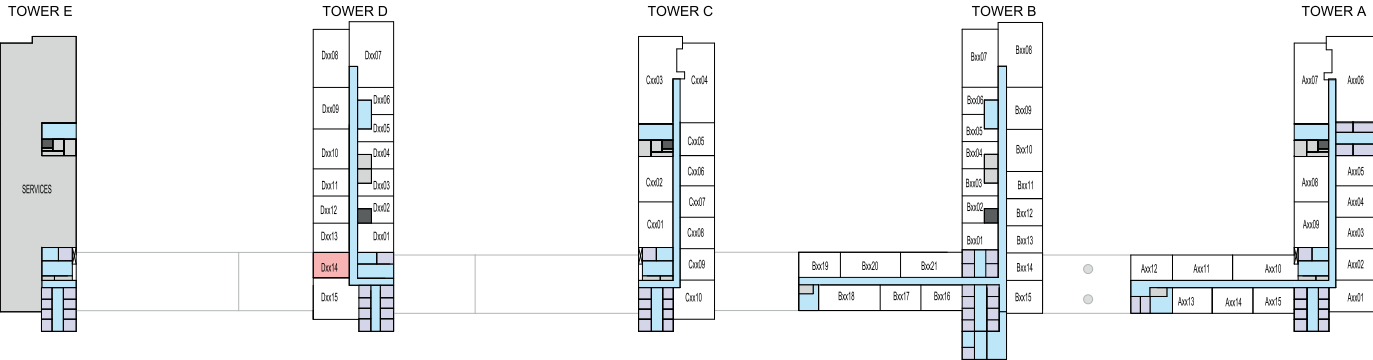
LEVEL 26



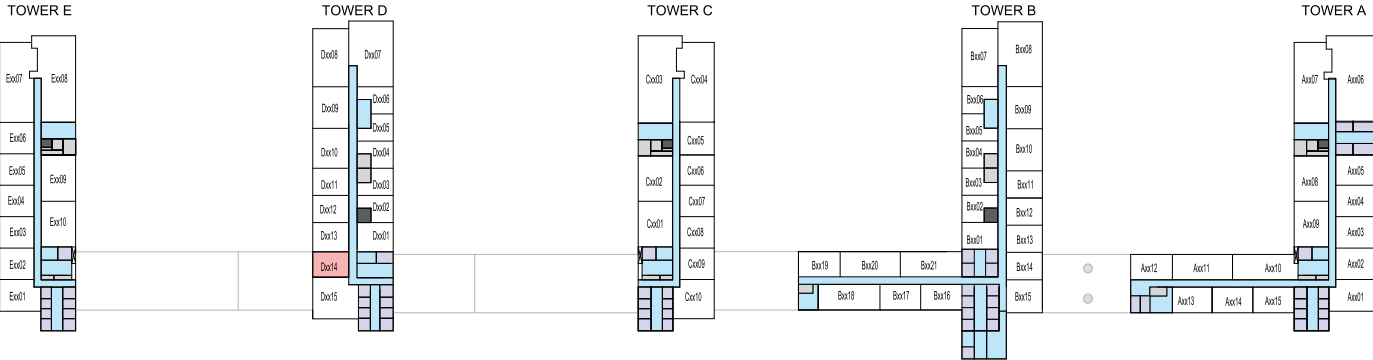
LEVEL 27-29

1.5 BEDROOM APARTMENT
TYPE B (with study room + balcony) VARIANT 1

TOTAL SALEABLE AREA
SUITE = 619.57 SQ.FT.
BALCONY = 45.96 SQ.FT.
TOTAL = 665.53 SQ.FT.



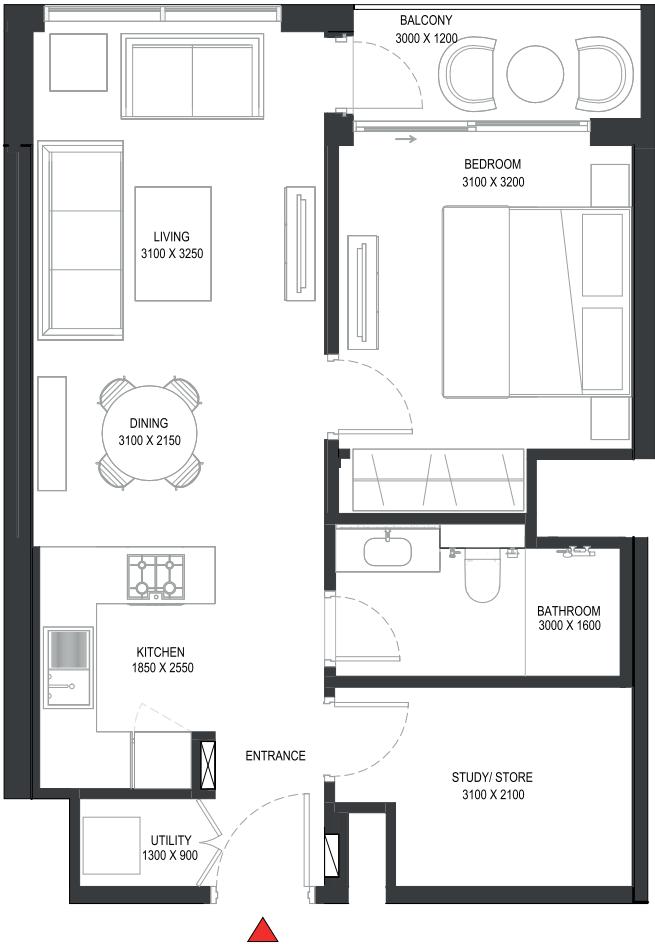
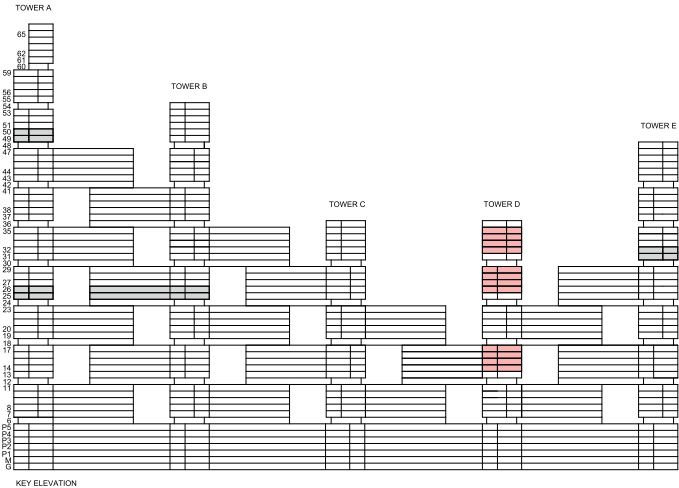
LEVEL 32



LEVEL 33-35

1.5 BEDROOM APARTMENT
TYPE B (with study room + balcony) VARIANT 1

TOTAL SALEABLE AREA
SUITE = 619.57 SQ.FT.
BALCONY = 45.96 SQ.FT.
TOTAL = 665.53 SQ.FT.



List of unit numbers with this unit plan:

VIEWS

Ras Al Khor, Amenities
D1414, D1514, D1614, D1714

Ras Al Khor
D2614, D2714, D2814, D2914, D3214, D3314, D3414, D3514

Disclaimer: 1. All dimensions are in metric, measured to wall finishes. 2. All materials, dimensions & drawings are approximate. 3. Information is subject to change without notice, at developer's absolute discretion. 4. Actual area may vary from the stated area. 5. Drawing are not to scale. 6. All images used are for illustrative purpose only and do not represent the actual size, features, specifications, fittings and furnishings. 7. The developer reserves the right to make revisions/ alterations, at its absolute discretion, without any liability whatsoever.

TYPE C (with study room + yard)

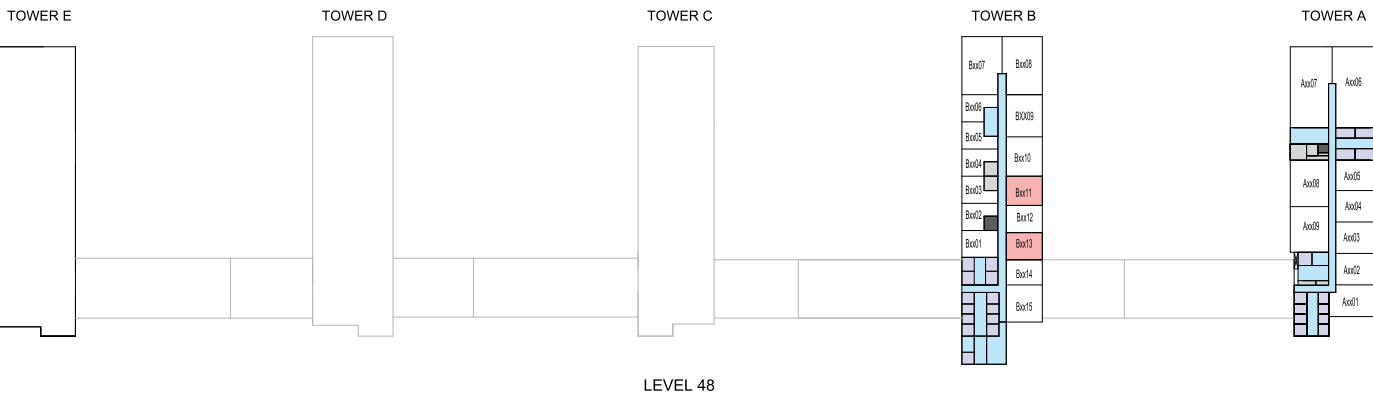
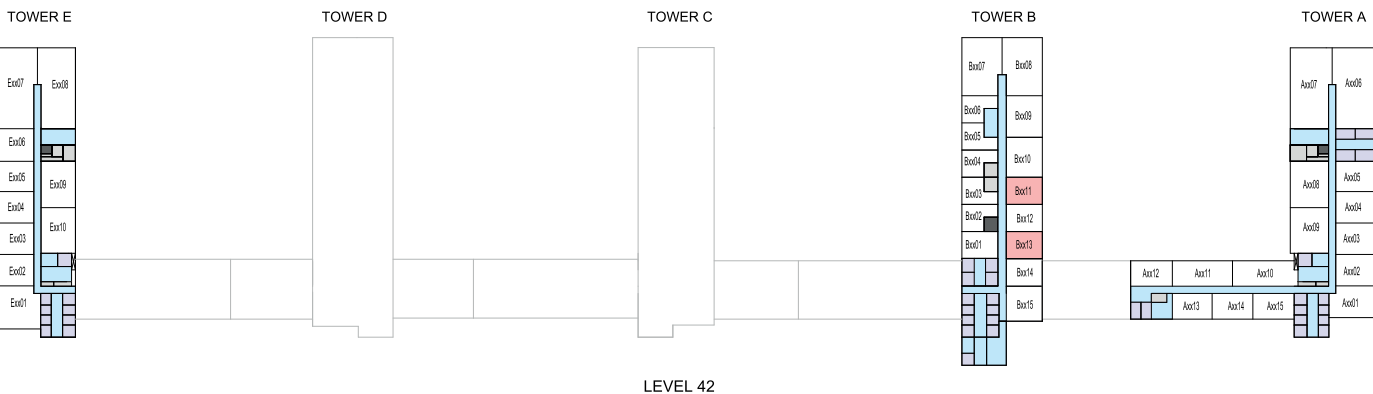
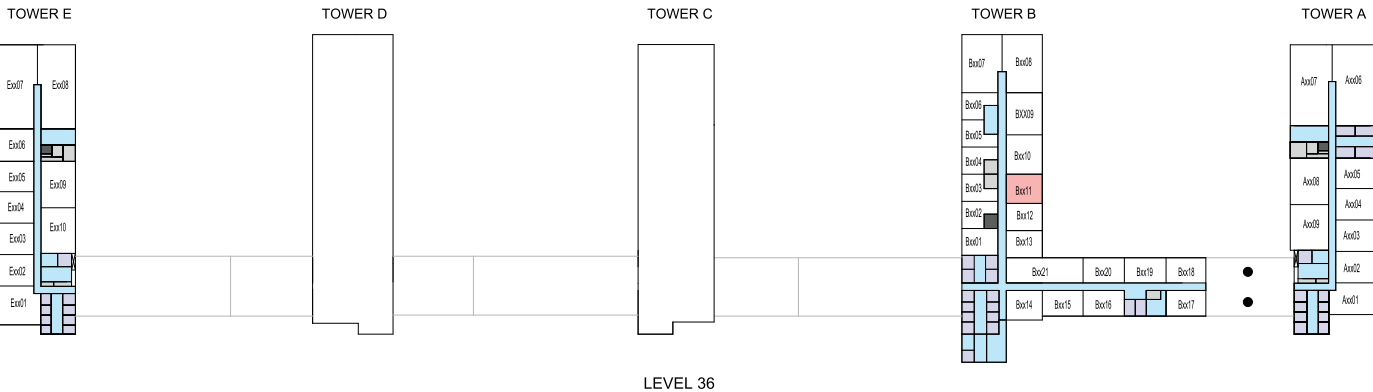
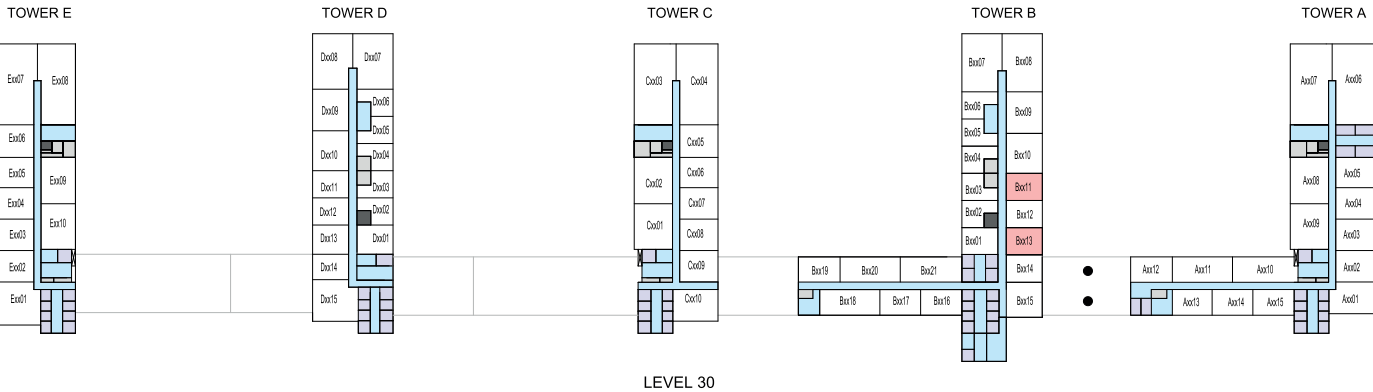
TOTAL = 741.37 SQ.FT.



Disclaimer: 1. All dimensions are in metric, measured to wall finishes. 2. All materials, dimensions & drawings are approximate. 3. Information is subject to change without notice, at developer's absolute discretion. 4. Actual area may vary from the stated area. 5. Drawing are not to scale. 6. All images used are for illustrative purpose only and do not represent the actual size, features, specifications, fittings and furnishings. 7. The developer reserves the right to make revisions/ alterations, at its absolute discretion, without any liability whatsoever.

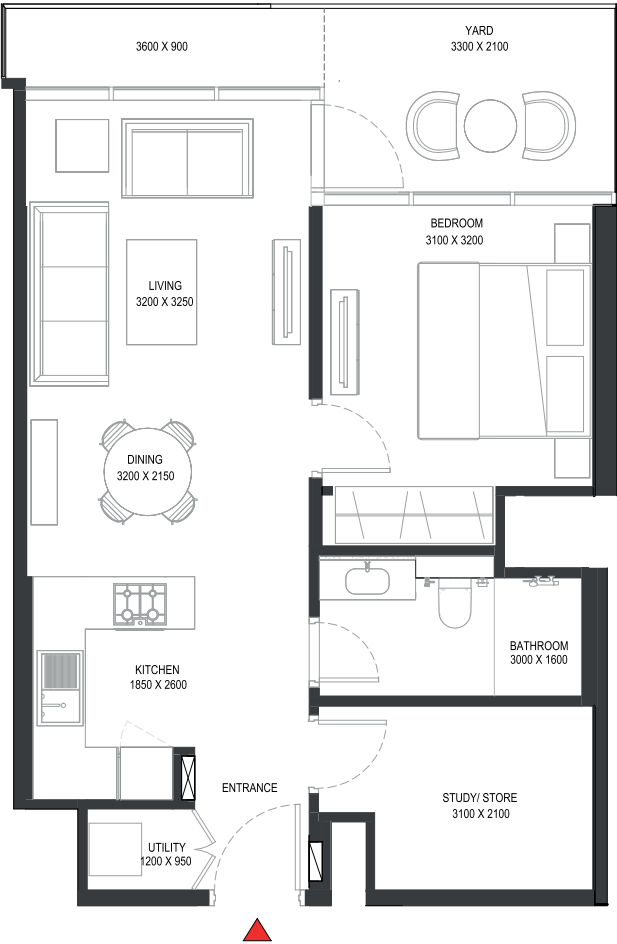
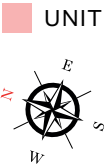
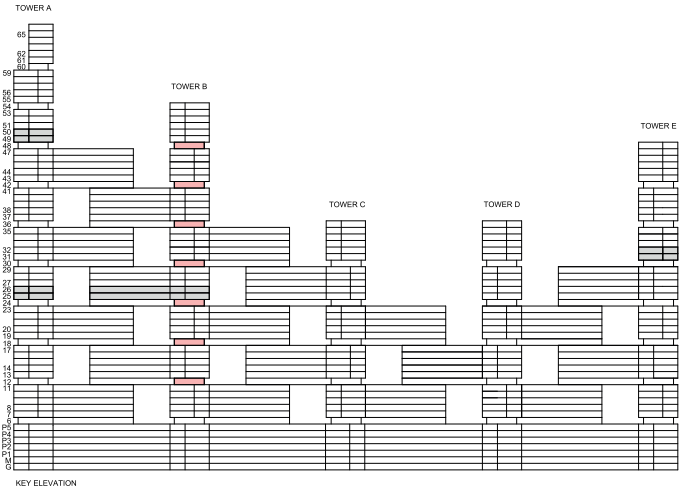
1.5 BEDROOM APARTMENT
TYPE C (with study room + yard)

TOTAL SALEABLE AREA
SUITE = 625.77 SQ.FT.
YARD = 115.60 SQ.FT.
TOTAL = 741.37 SQ.FT.



1.5 BEDROOM APARTMENT
TYPE C (with study room + yard)

TOTAL SALEABLE AREA
SUITE = 625.77 SQ.FT.
YARD = 115.60 SQ.FT.
TOTAL = 741.37 SQ.FT.



List of unit numbers with this unit plan:

VIEWS

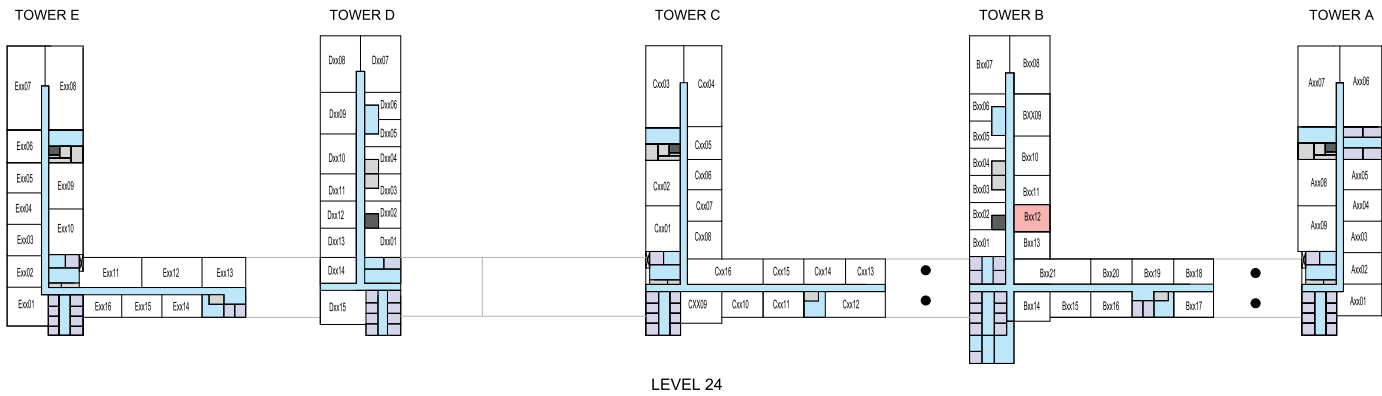
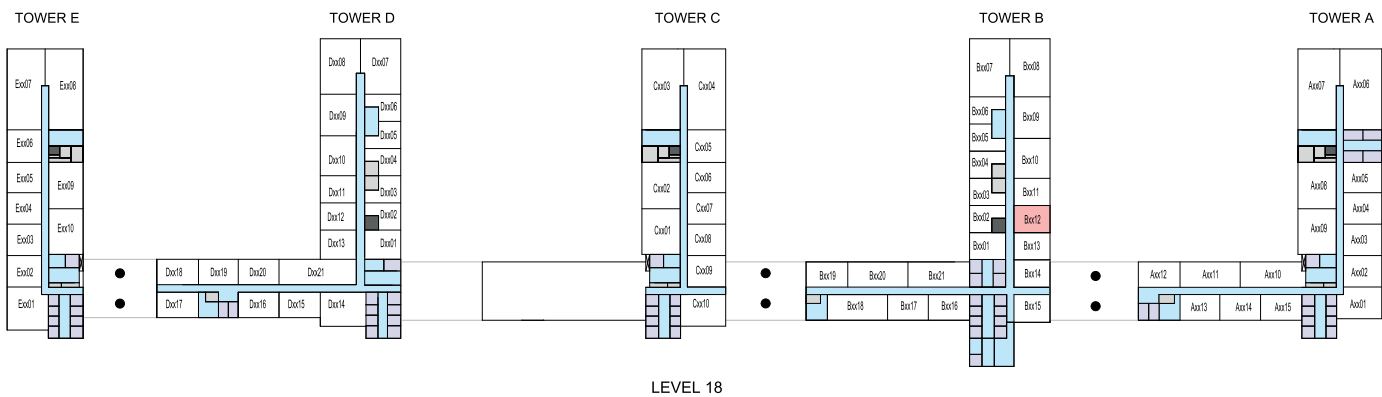
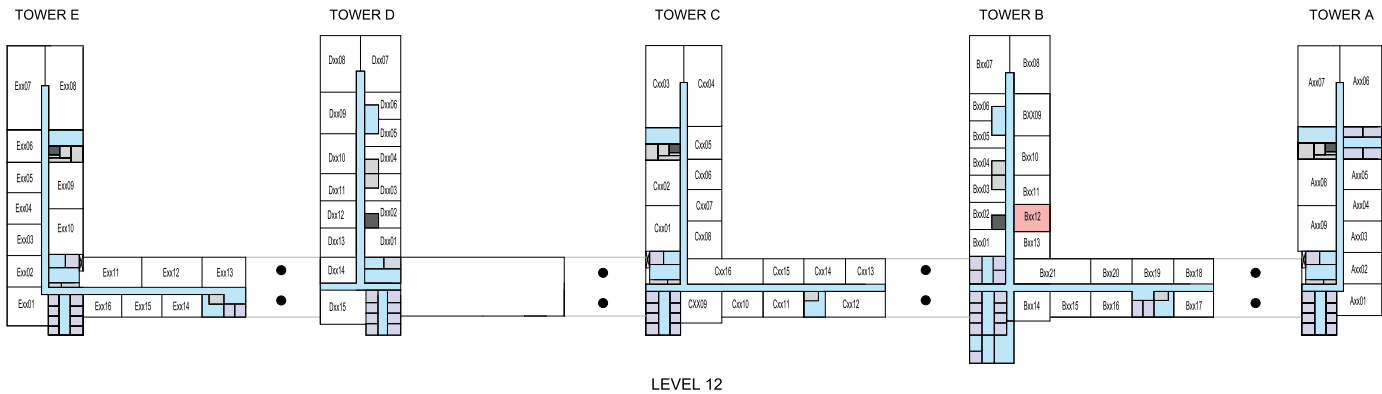
Golf Course, Amenities, Creek
B1211, B1811, B1813, B2411

Golf Course, Creek
B3011, B3013, B3611, B4211, B4213, B4811, B4813

Disclaimer: 1. All dimensions are in metric, measured to wall finishes. 2. All materials, dimensions & drawings are approximate. 3. Information is subject to change without notice, at developer's absolute discretion. 4. Actual area may vary from the stated area. 5. Drawing are not to scale. 6. All images used are for illustrative purpose only and do not represent the actual size, features, specifications, fittings and furnishings. 7. The developer reserves the right to make revisions/ alterations, at its absolute discretion, without any liability whatsoever.

1.5 BEDROOM APARTMENT
TYPE C (with study room + yard) VARIANT 1

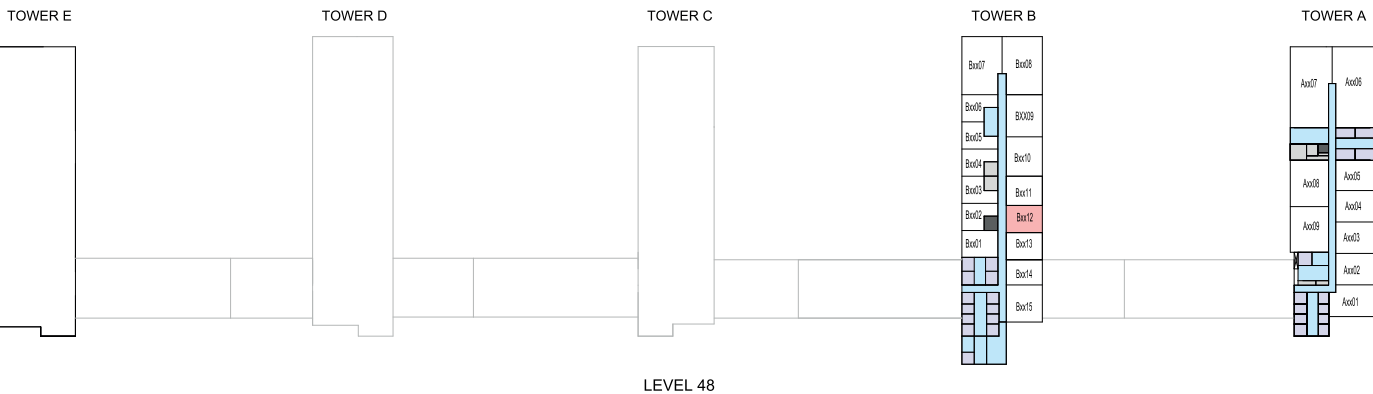
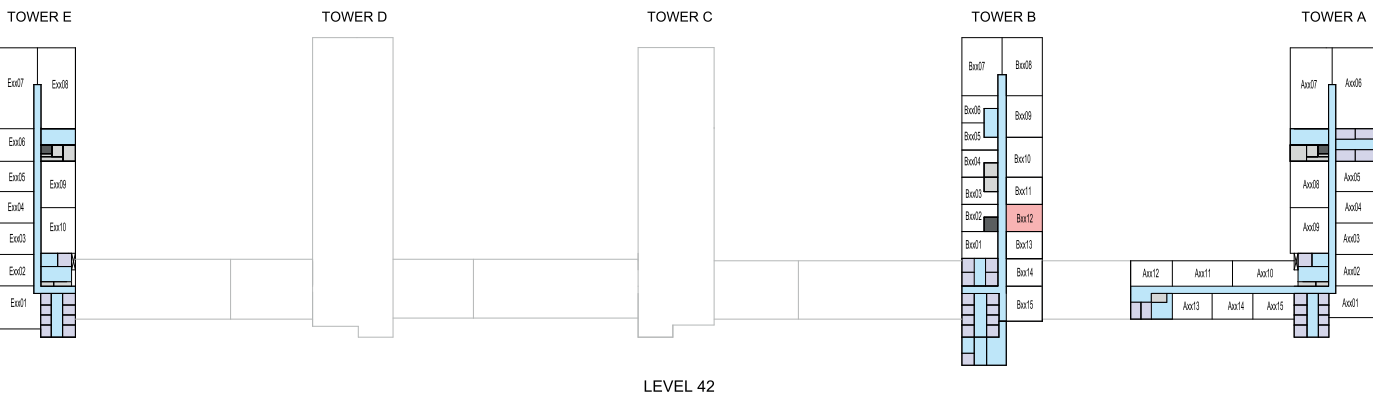
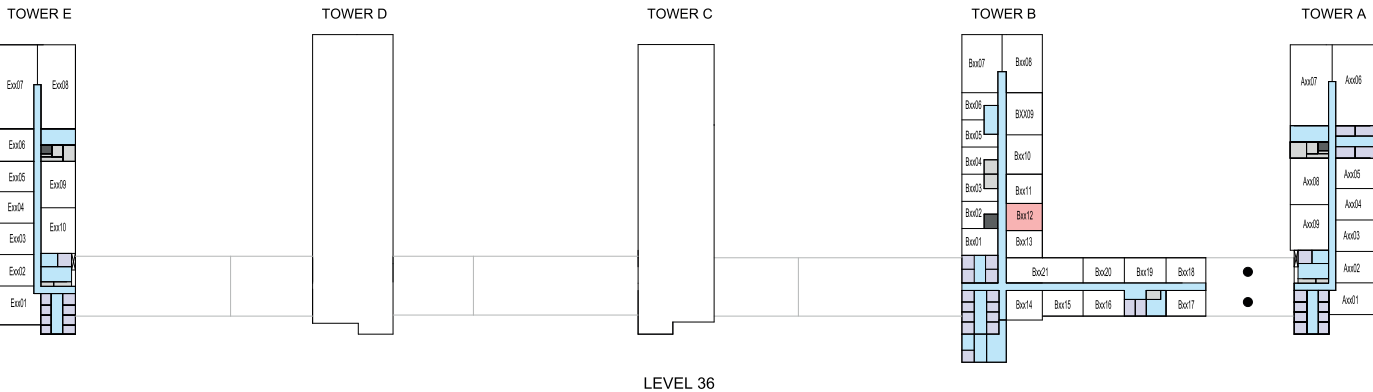
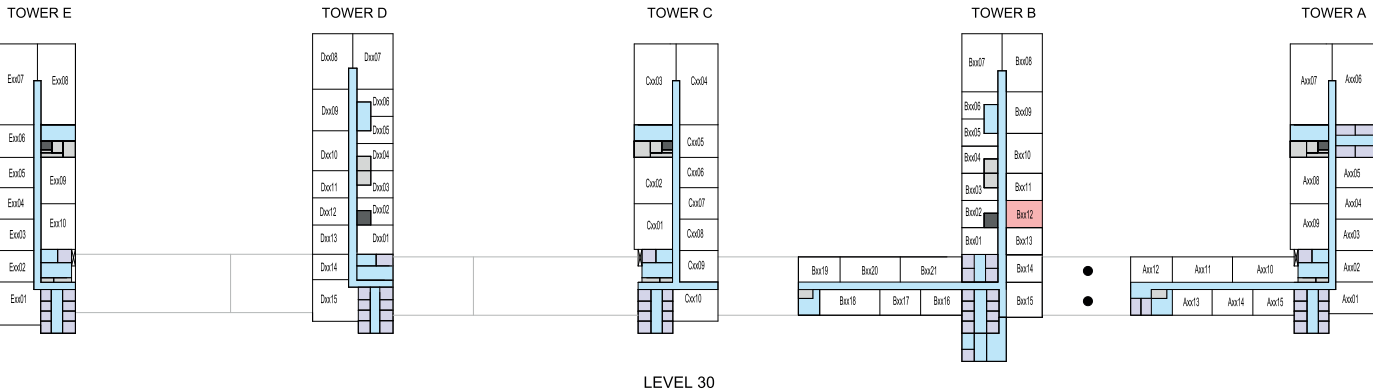
TOTAL SALEABLE AREA
SUITE = 625.77 SQ.FT.
YARD = 115.60 SQ.FT.
TOTAL = 741.37 SQ.FT.



Disclaimer: 1. All dimensions are in metric, measured to wall finishes. 2. All materials, dimensions & drawings are approximate. 3. Information is subject to change without notice, at developer's absolute discretion. 4. Actual area may vary from the stated area. 5. Drawing are not to scale. 6. All images used are for illustrative purpose only and do not represent the actual size, features, specifications, fittings and furnishings. 7. The developer reserves the right to make revisions/ alterations, at its absolute discretion, without any liability whatsoever.

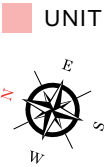
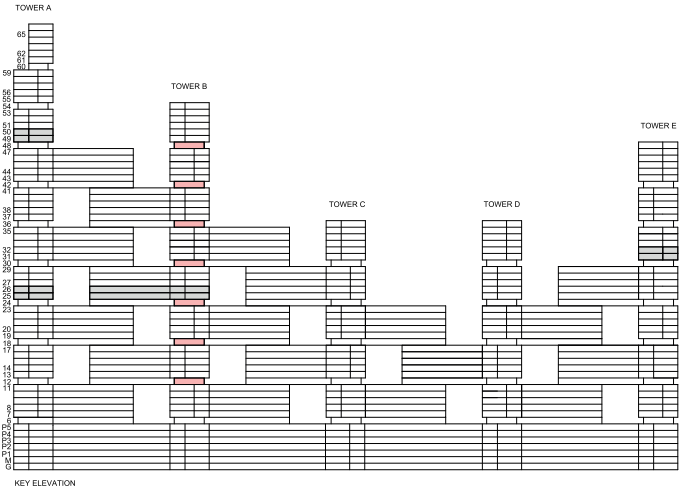
1.5 BEDROOM APARTMENT
TYPE C (with study room + yard) VARIANT 1

TOTAL SALEABLE AREA
SUITE = 625.77 SQ.FT.
YARD = 115.60 SQ.FT.
TOTAL = 741.37 SQ.FT.



1.5 BEDROOM APARTMENT
TYPE C (with study room + yard) VARIANT 1

TOTAL SALEABLE AREA
SUITE = 625.77 SQ.FT.
YARD = 115.60 SQ.FT.
TOTAL = 741.37 SQ.FT.



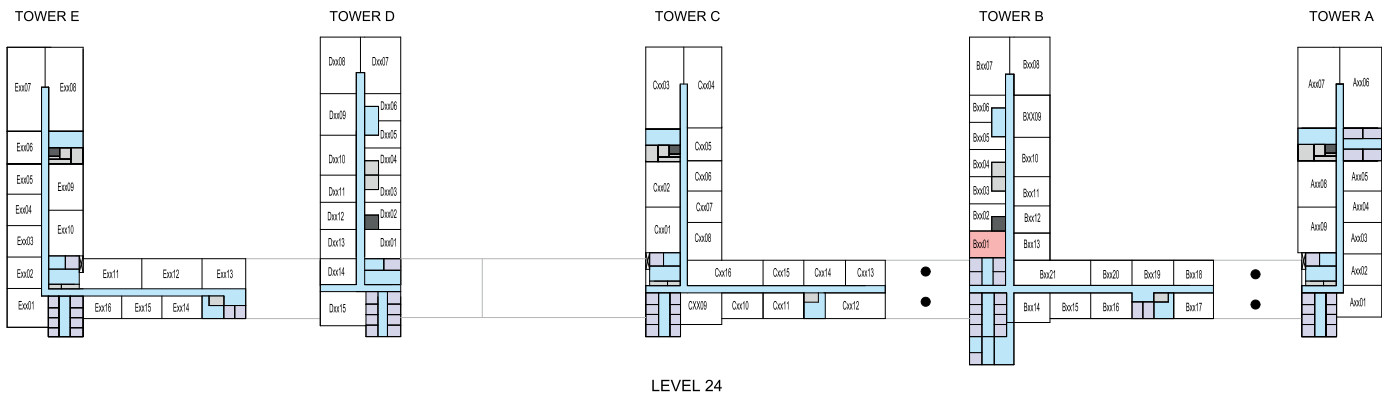
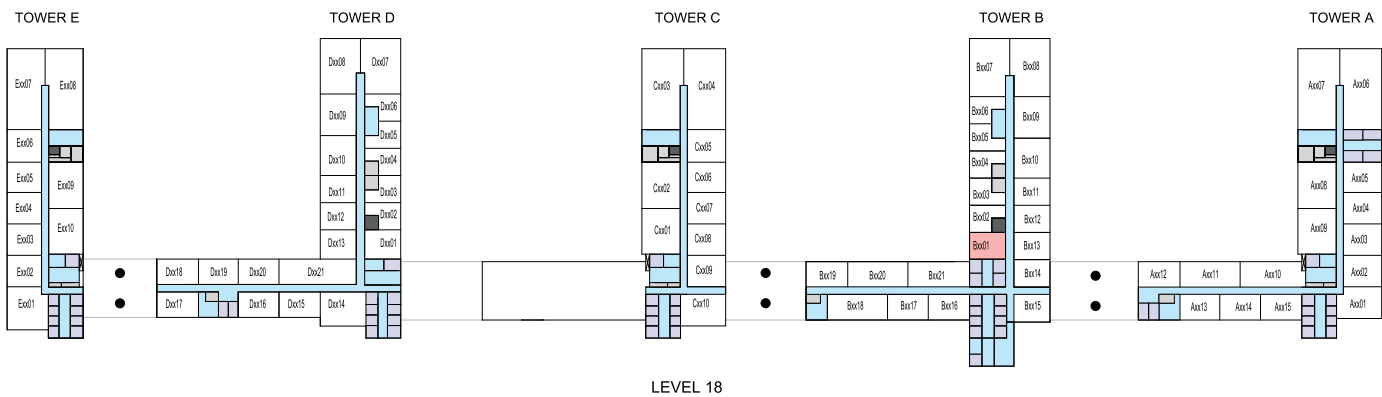
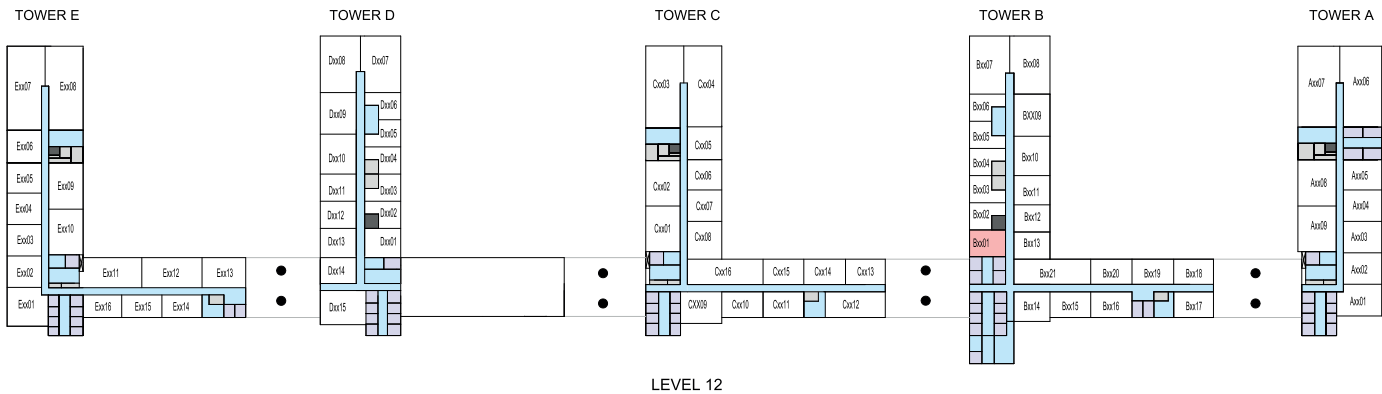
List of unit numbers with this unit plan:

- VIEWS**
- Golf Course, Amenities, Creek**
B1212, B1812, B2412
- Golf Course, Creek**
B3012, B3612, B4212, B4812

Disclaimer: 1. All dimensions are in metric, measured to wall finishes. 2. All materials, dimensions & drawings are approximate. 3. Information is subject to change without notice, at developer's absolute discretion. 4. Actual area may vary from the stated area. 5. Drawing are not to scale. 6. All images used are for illustrative purpose only and do not represent the actual size, features, specifications, fittings and furnishings. 7. The developer reserves the right to make revisions/ alterations, at its absolute discretion, without any liability whatsoever.

1.5 BEDROOM APARTMENT
TYPE C (with study room + yard) VARIANT 2

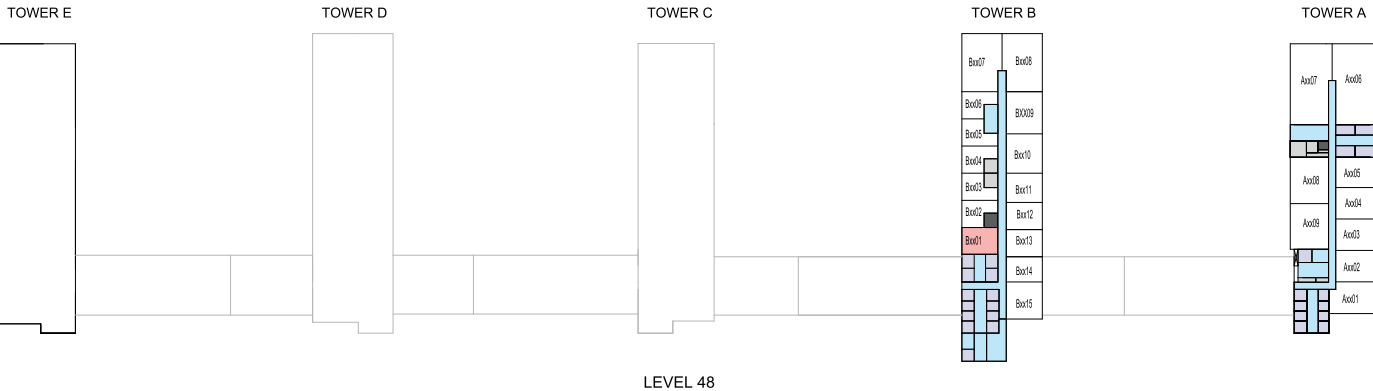
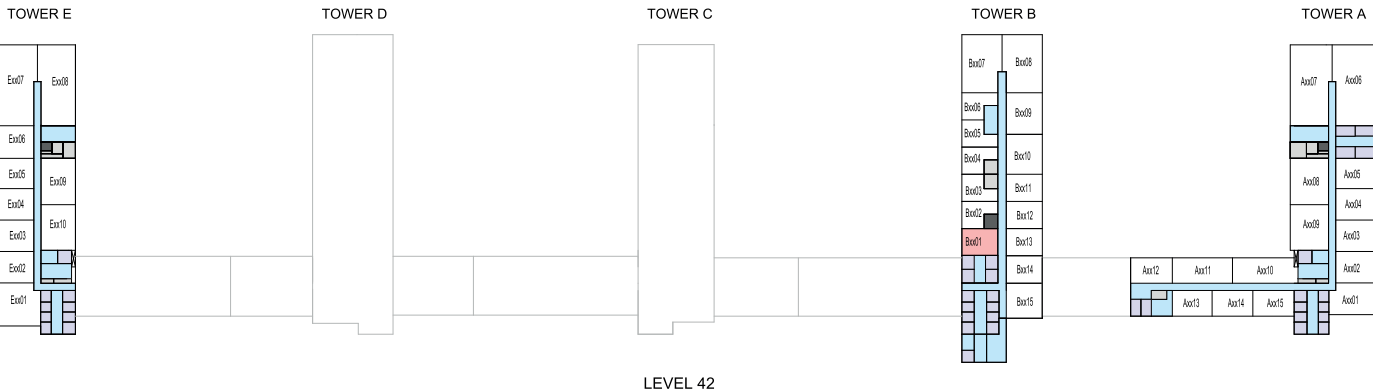
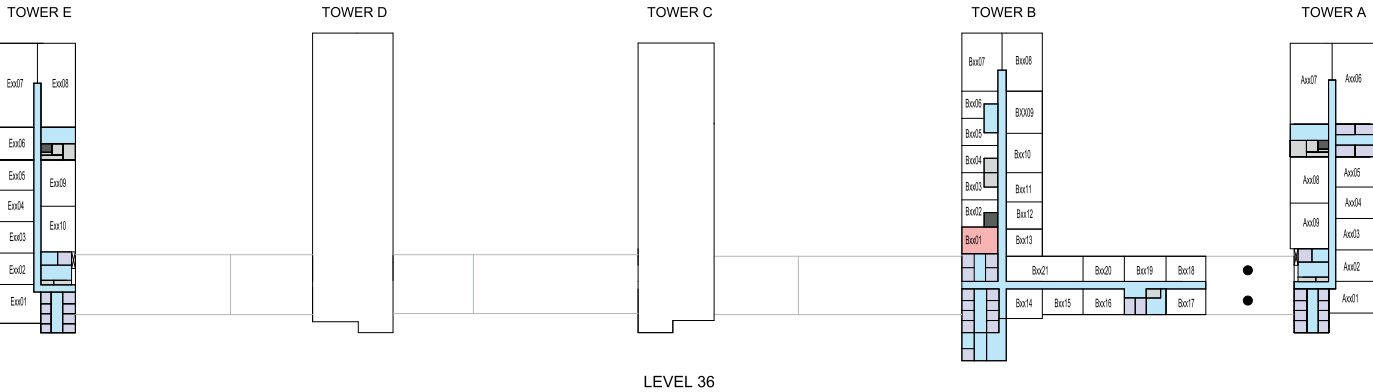
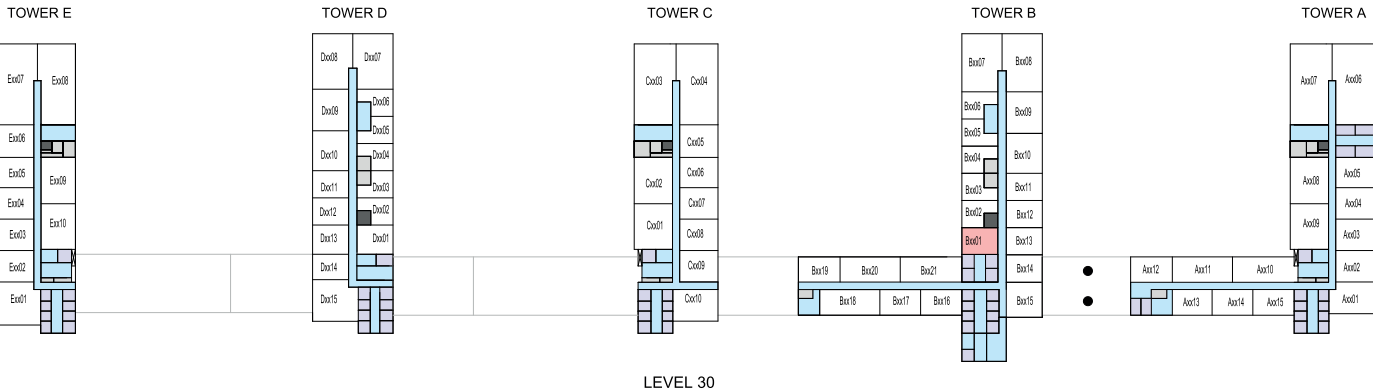
TOTAL SALEABLE AREA
SUITE = 630.16 SQ.FT.
YARD = 115.60 SQ.FT.
TOTAL = 745.76 SQ.FT.



Disclaimer: 1. All dimensions are in metric, measured to wall finishes. 2. All materials, dimensions & drawings are approximate. 3. Information is subject to change without notice, at developer's absolute discretion. 4. Actual area may vary from the stated area. 5. Drawing are not to scale. 6. All images used are for illustrative purpose only and do not represent the actual size, features, specifications, fittings and furnishings. 7. The developer reserves the right to make revisions/ alterations, at its absolute discretion, without any liability whatsoever.

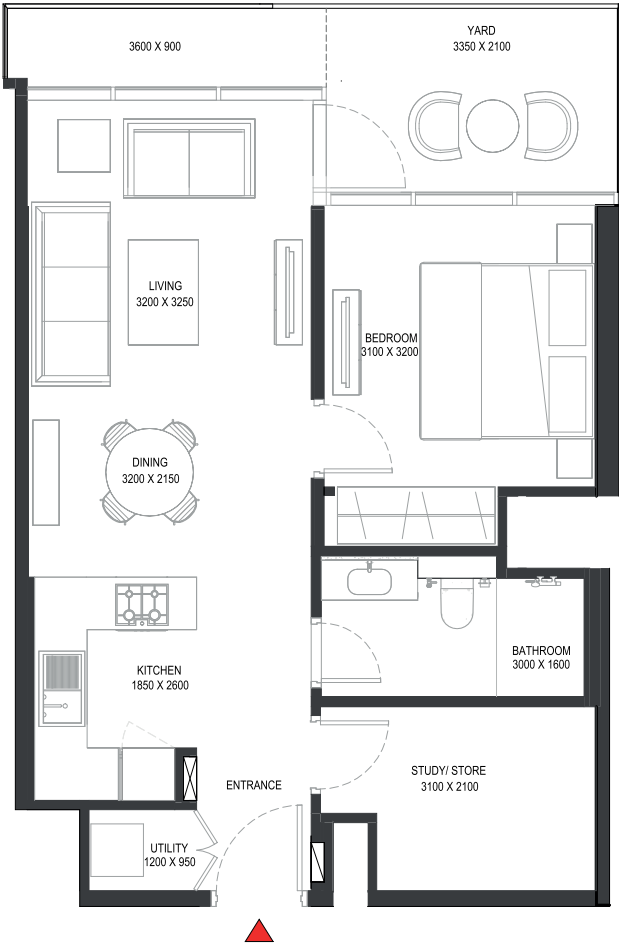
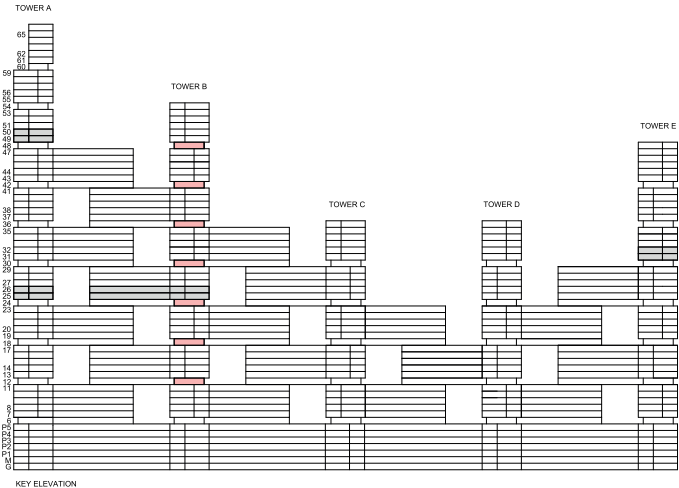
1.5 BEDROOM APARTMENT
TYPE C (with study room + yard) VARIANT 2

TOTAL SALEABLE AREA
SUITE = 630.16 SQ.FT.
YARD = 115.60 SQ.FT.
TOTAL = 745.76 SQ.FT.



1.5 BEDROOM APARTMENT
TYPE C (with study room + yard) VARIANT 2

TOTAL SALEABLE AREA
SUITE = 630.16 SQ.FT.
YARD = 115.60 SQ.FT.
TOTAL = 745.76 SQ.FT.



List of unit numbers with this unit plan:

VIEWS

Ras Al Khor, Golf Course, Amenities
B1201, B1801

Ras Al Khor, Golf Course, Amenities, Water Body
B2401

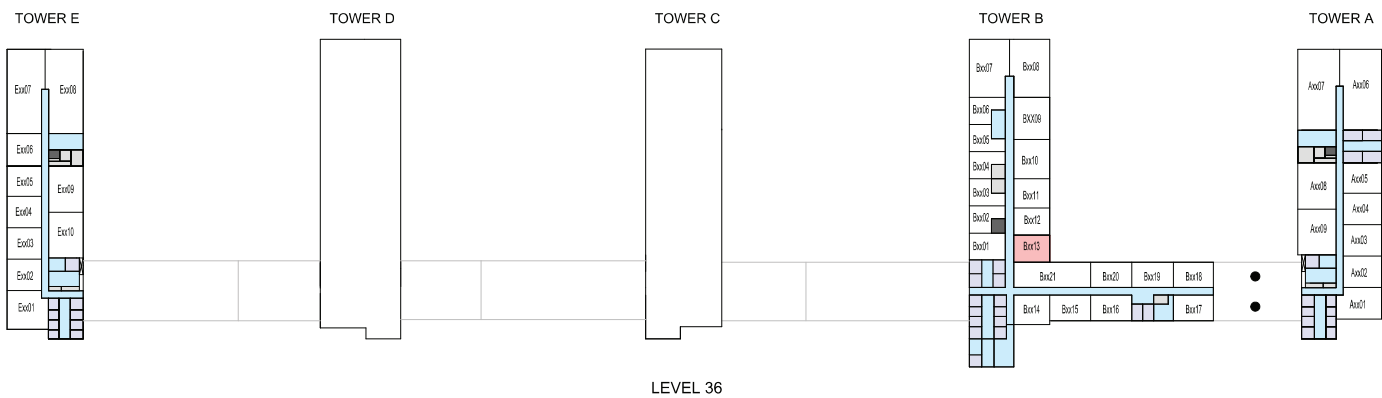
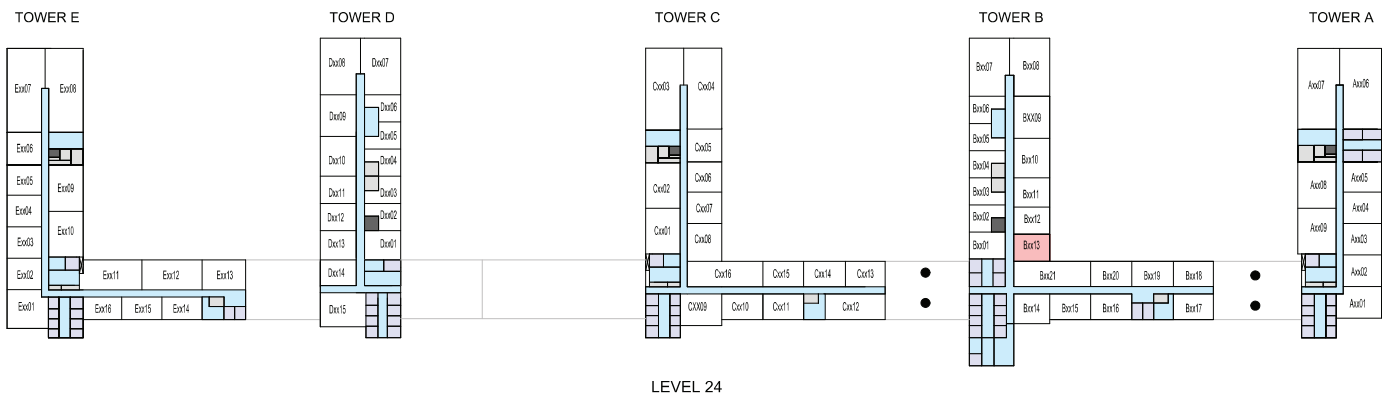
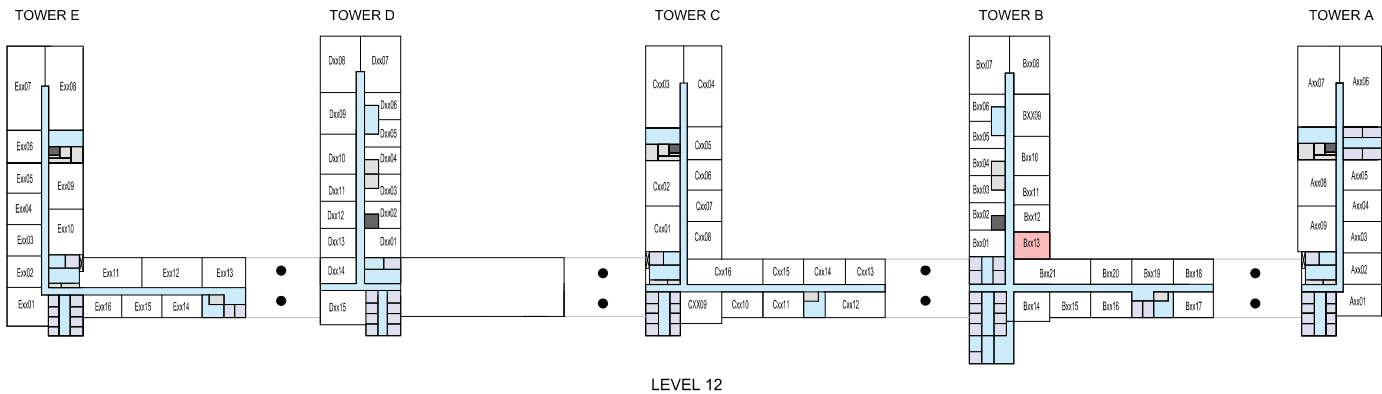
Ras Al Khor, Golf Course
B3001, B3601, B4201

Downtown, Ras Al Khor, Golf Course
B4801

Disclaimer: 1. All dimensions are in metric, measured to wall finishes. 2. All materials, dimensions & drawings are approximate. 3. Information is subject to change without notice, at developer's absolute discretion. 4. Actual area may vary from the stated area. 5. Drawing are not to scale. 6. All images used are for illustrative purpose only and do not represent the actual size, features, specifications, fittings and furnishings. 7. The developer reserves the right to make revisions/ alterations, at its absolute discretion, without any liability whatsoever.

1.5 BEDROOM APARTMENT
TYPE C (with study room + yard) VARIANT 3

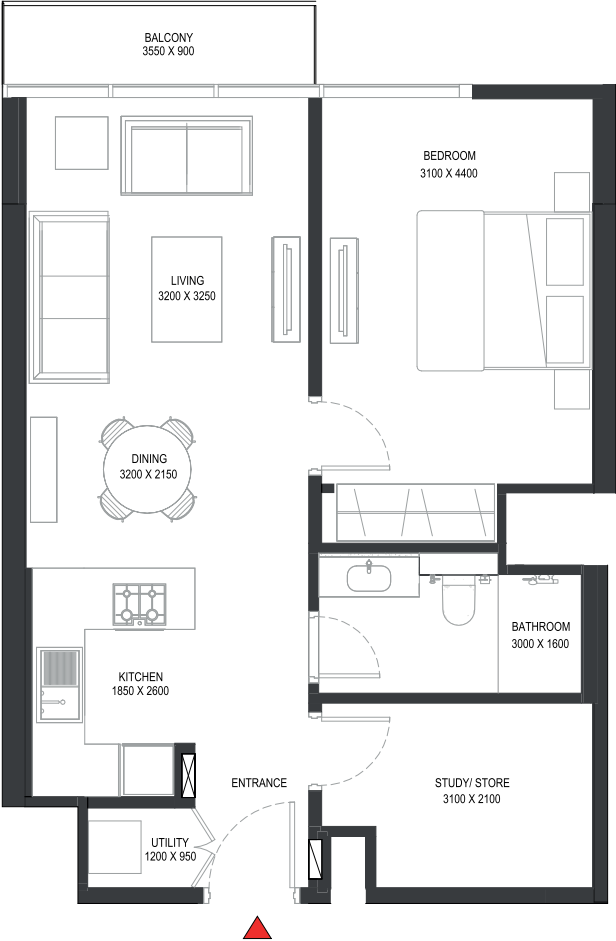
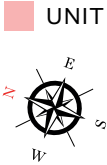
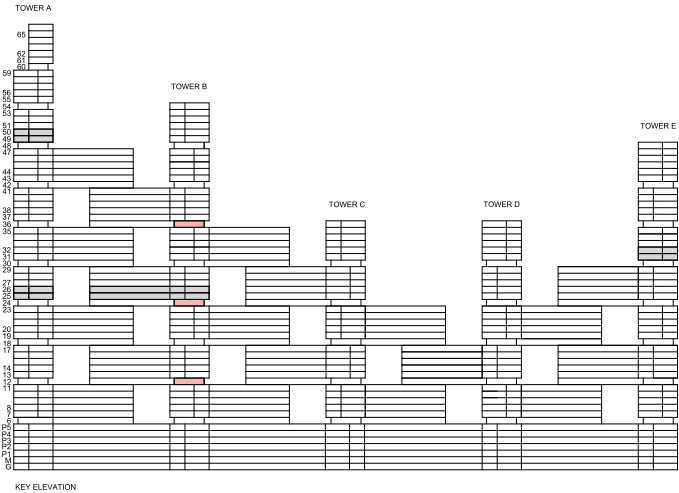
TOTAL SALEABLE AREA
SUITE = 625.77 SQ.FT.
YARD = 115.6 SQ.FT.
TOTAL = 741.37 SQ.FT.



Disclaimer: 1. All dimensions are in metric, measured to wall finishes. 2. All materials, dimensions & drawings are approximate. 3. Information is subject to change without notice, at developer's absolute discretion. 4. Actual area may vary from the stated area. 5. Drawing are not to scale. 6. All images used are for illustrative purpose only and do not represent the actual size, features, specifications, fittings and furnishings. 7. The developer reserves the right to make revisions/ alterations, at its absolute discretion, without any liability whatsoever.

1.5 BEDROOM APARTMENT
TYPE C (with study room + yard) VARIANT 3

TOTAL SALEABLE AREA
SUITE = 625.77 SQ.FT.
YARD = 115.6 SQ.FT.
TOTAL = 741.37 SQ.FT.



List of unit numbers with this unit plan:

- VIEWS**
- Golf Course, Amenities, Creek
B1213, B2413
- Golf Course, Creek
B3613

Disclaimer: 1. All dimensions are in metric, measured to wall finishes. 2. All materials, dimensions & drawings are approximate. 3. Information is subject to change without notice, at developer's absolute discretion. 4. Actual area may vary from the stated area. 5. Drawing are not to scale. 6. All images used are for illustrative purpose only and do not represent the actual size, features, specifications, fittings and furnishings. 7. The developer reserves the right to make revisions/ alterations, at its absolute discretion, without any liability whatsoever.

1.5 BEDROOM APARTMENT

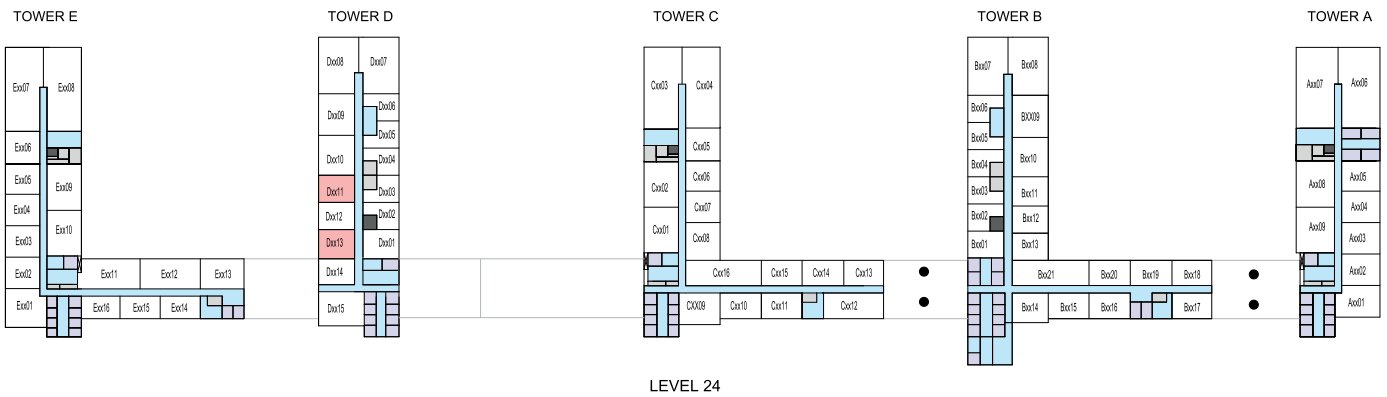
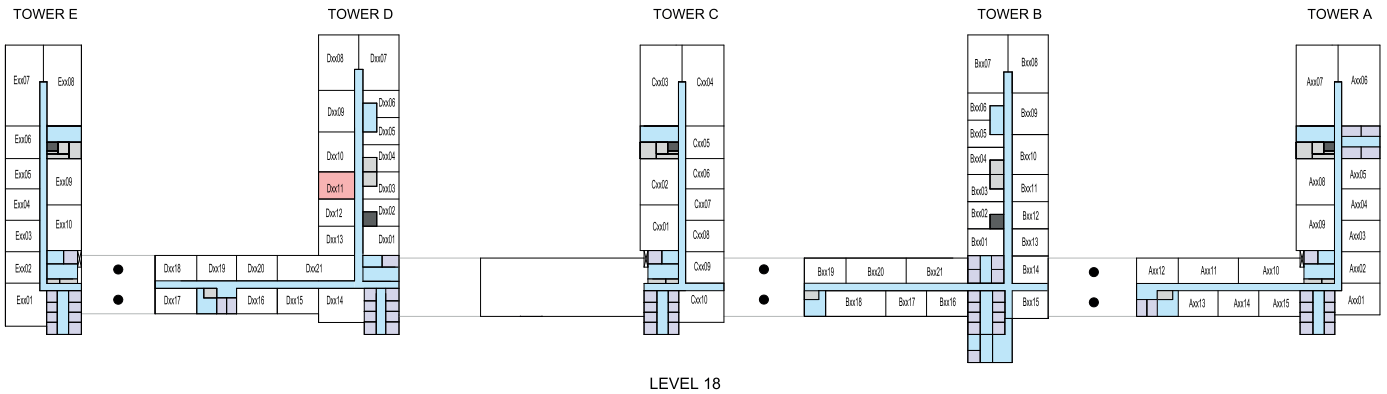
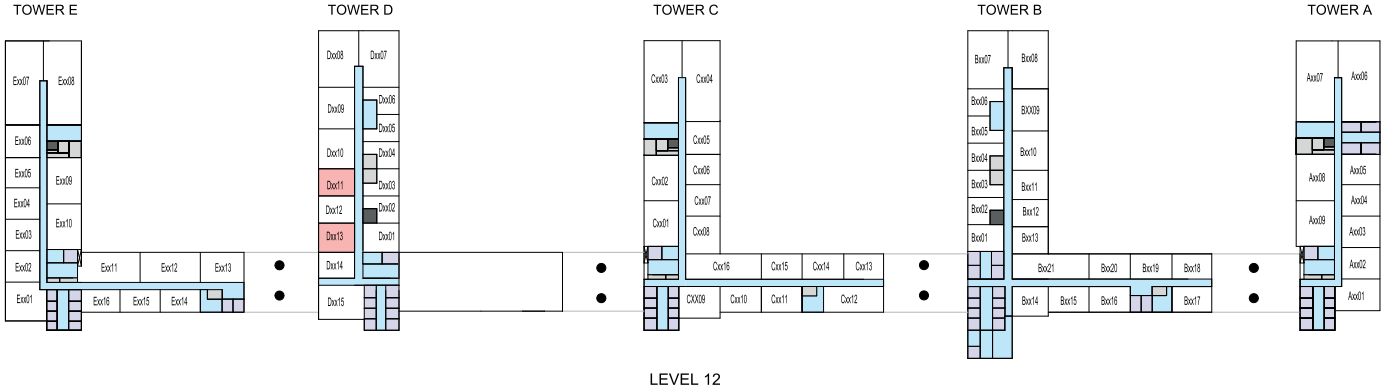
TYPE C (with study room + yard) VARIANT 4

TOTAL SALEABLE AREA

SUITE = 627.11 SQ.FT.

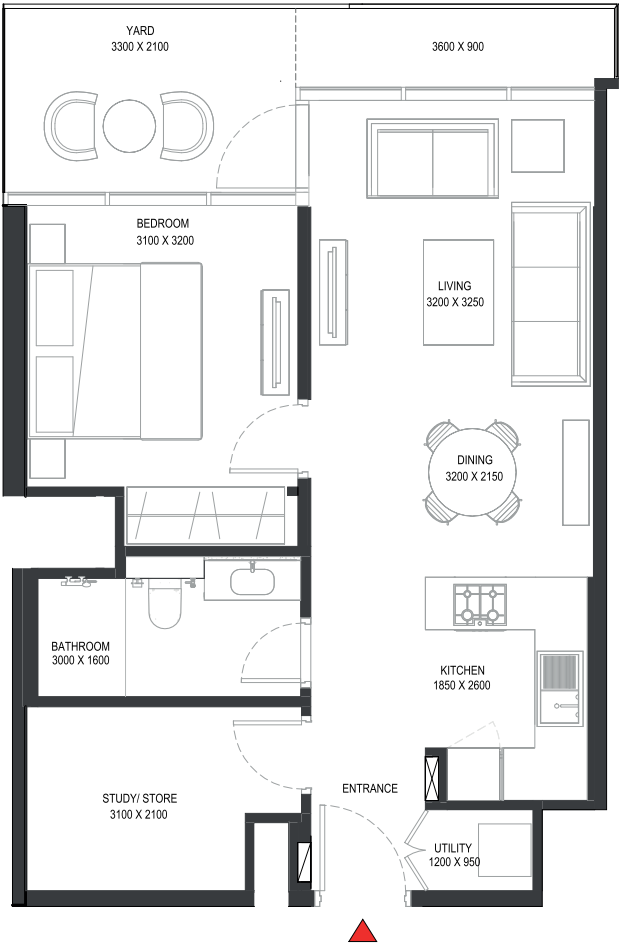
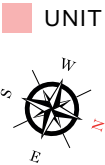
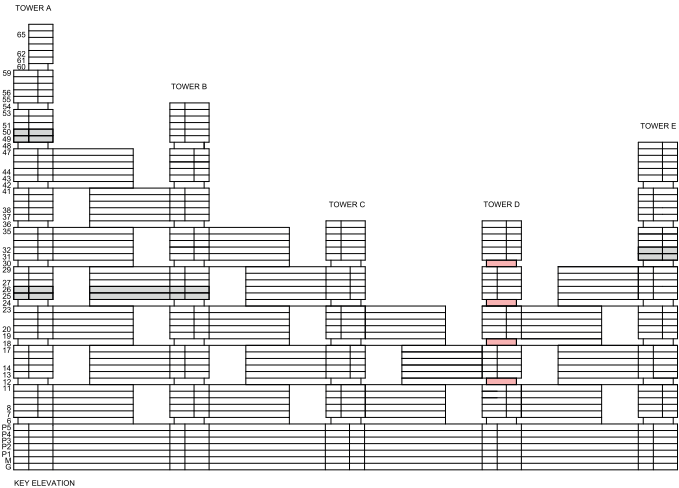
YARD = 115.50 SQ.FT.

TOTAL = 742.61 SQ.FT.



1.5 BEDROOM APARTMENT
TYPE C (with study room + yard) VARIANT 4

TOTAL SALEABLE AREA
SUITE = 627.11 SQ.FT.
YARD = 115.50 SQ.FT.
TOTAL = 742.61 SQ.FT.



List of unit numbers with this unit plan:

VIEWS

Ras Al Khor, Amenities
D1211, D1213, D1811, D2411, D2413

Ras Al Khor
D3011, D3013

Disclaimer: 1. All dimensions are in metric, measured to wall finishes. 2. All materials, dimensions & drawings are approximate. 3. Information is subject to change without notice, at developer's absolute discretion. 4. Actual area may vary from the stated area. 5. Drawing are not to scale. 6. All images used are for illustrative purpose only and do not represent the actual size, features, specifications, fittings and furnishings. 7. The developer reserves the right to make revisions/ alterations, at its absolute discretion, without any liability whatsoever.

1.5 BEDROOM APARTMENT

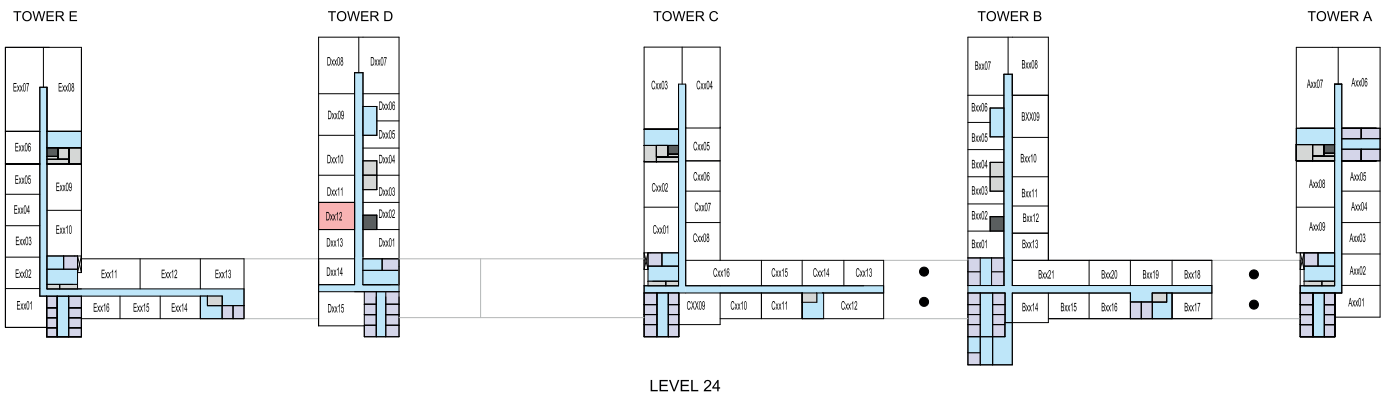
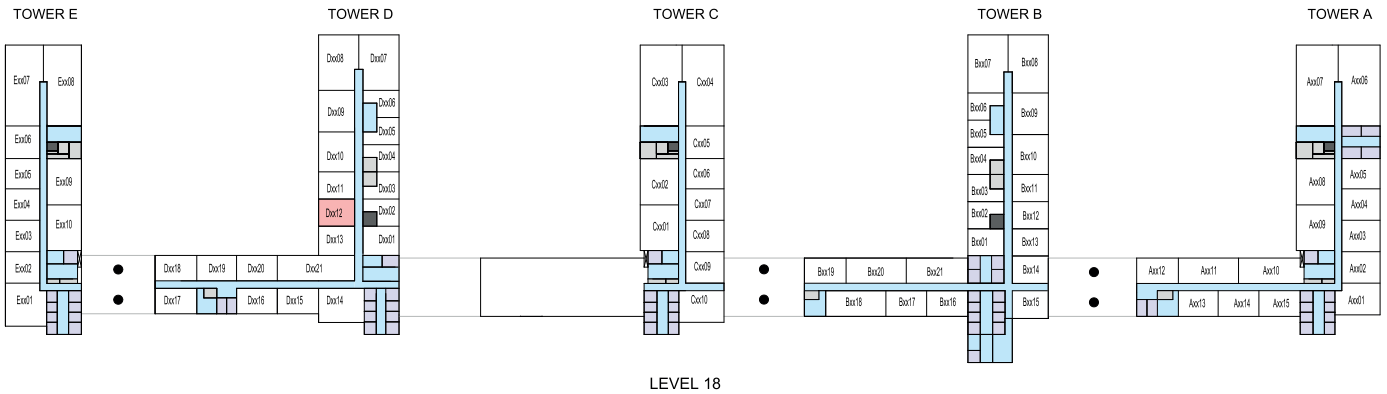
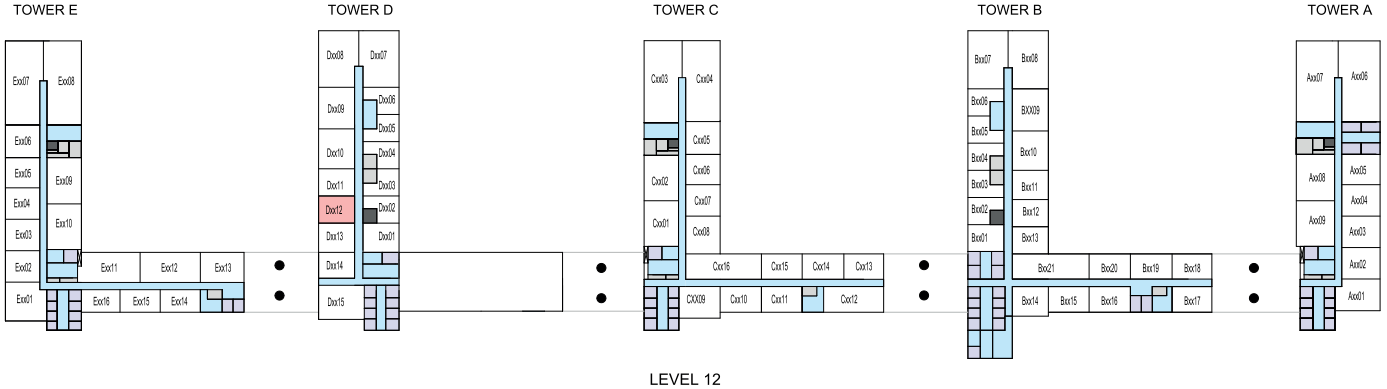
TYPE C (with study room + yard) VARIANT 5

TOTAL SALEABLE AREA

SUITE = 627.11 SQ.FT.

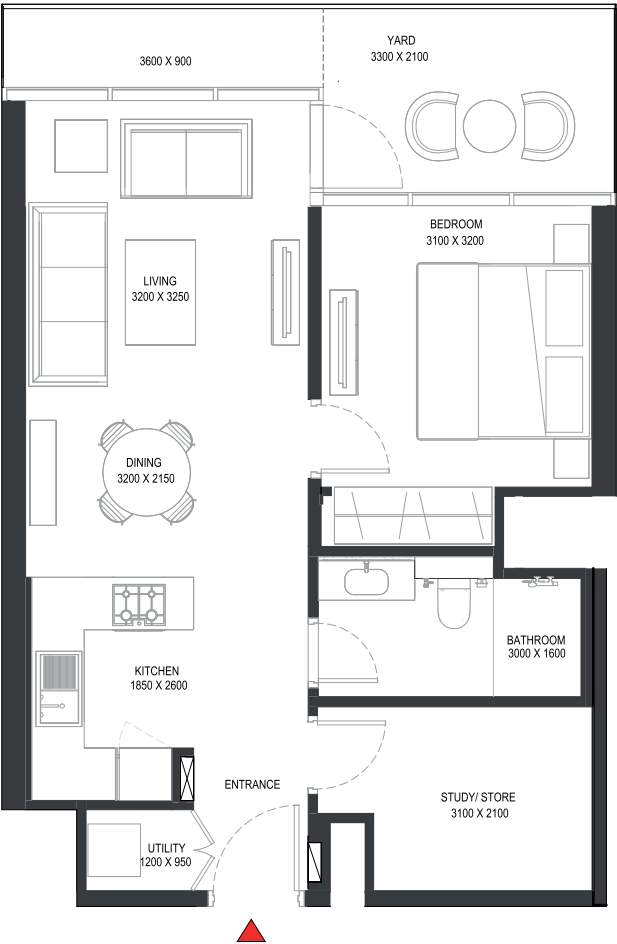
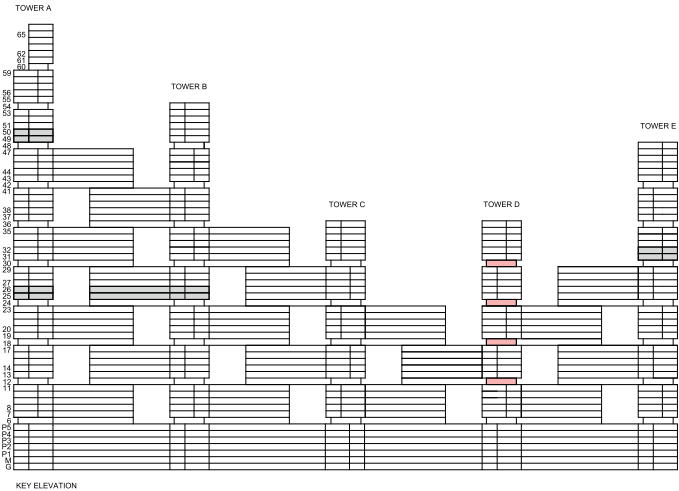
YARD = 115.50 SQ.FT.

TOTAL = 742.61 SQ.FT.



1.5 BEDROOM APARTMENT
TYPE C (with study room + yard) VARIANT 5

TOTAL SALEABLE AREA
SUITE = 627.11 SQ.FT.
YARD = 115.50 SQ.FT.
TOTAL = 742.61 SQ.FT.



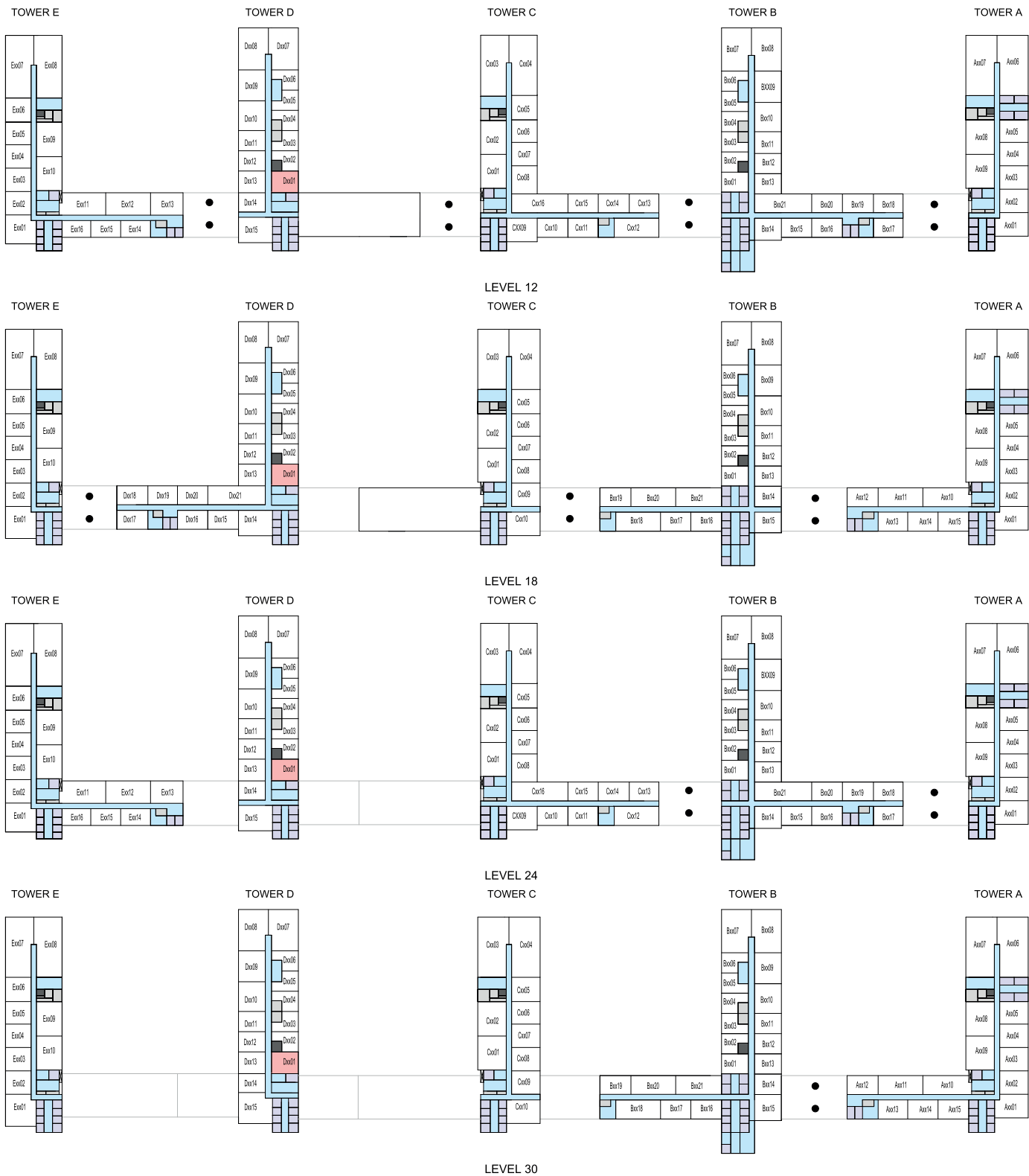
List of unit numbers with this unit plan:

- VIEWS**
- Ras Al Khor, Amenities**
D1212, D1812, S2412
- Ras Al Khor**
D3012

Disclaimer: 1. All dimensions are in metric, measured to wall finishes. 2. All materials, dimensions & drawings are approximate. 3. Information is subject to change without notice, at developer's absolute discretion. 4. Actual area may vary from the stated area. 5. Drawing are not to scale. 6. All images used are for illustrative purpose only and do not represent the actual size, features, specifications, fittings and furnishings. 7. The developer reserves the right to make revisions/ alterations, at its absolute discretion, without any liability whatsoever.

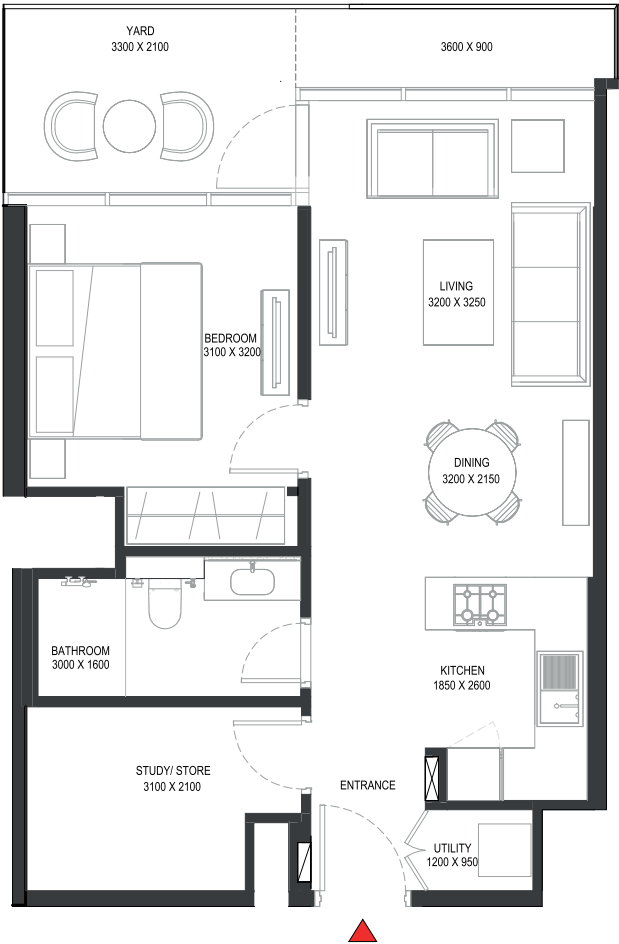
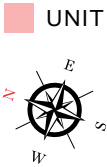
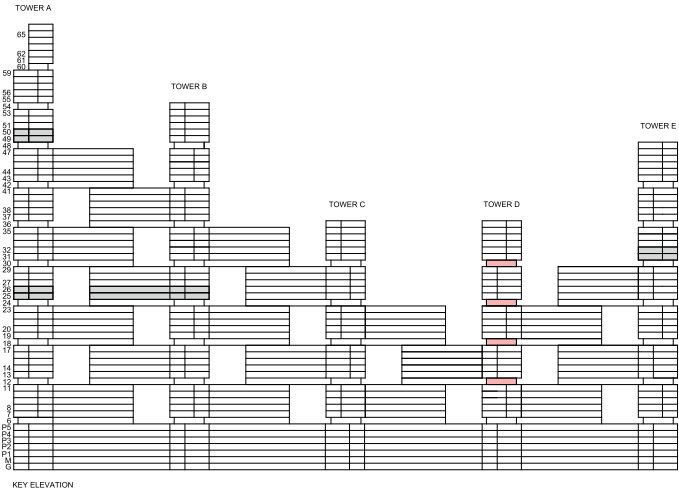
1.5 BEDROOM APARTMENT
TYPE C (with study room + yard) VARIANT 6

TOTAL SALEABLE AREA
SUITE = 631.41 SQ.FT.
YARD = 115.50 SQ.FT.
TOTAL = 746.91 SQ.FT.



1.5 BEDROOM APARTMENT
TYPE C (with study room + yard) VARIANT 6

TOTAL SALEABLE AREA
SUITE = 631.41 SQ.FT.
YARD = 115.50 SQ.FT.
TOTAL = 746.91 SQ.FT.



List of unit numbers with this unit plan:

VIEWS

Creek, Amenities
D1201

Creek, Golf Course, Amenities
D1801, D2401

Creek, Golf Course
D3001

Disclaimer: 1. All dimensions are in metric, measured to wall finishes. 2. All materials, dimensions & drawings are approximate. 3. Information is subject to change without notice, at developer's absolute discretion. 4. Actual area may vary from the stated area. 5. Drawing are not to scale. 6. All images used are for illustrative purpose only and do not represent the actual size, features, specifications, fittings and furnishings. 7. The developer reserves the right to make revisions/ alterations, at its absolute discretion, without any liability whatsoever.

1.5 BEDROOM APARTMENT
TYPE C (with study room + balcony) VARIANT 7

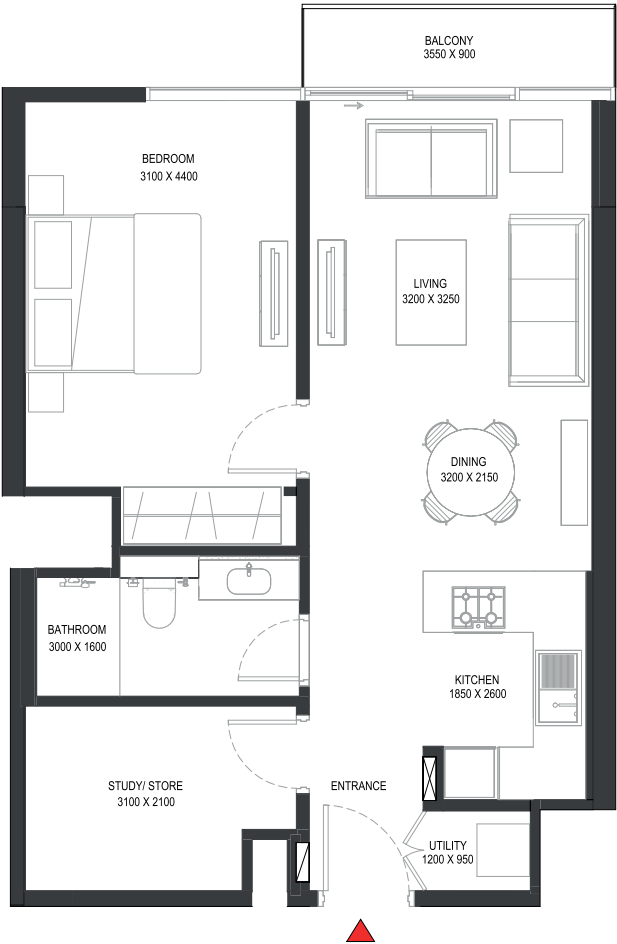
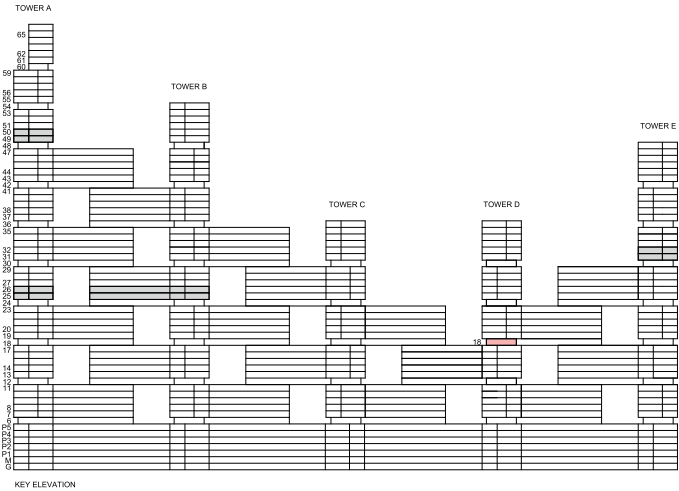
TOTAL SALEABLE AREA
SUITE = 671.13 SQ.FT.
BALCONY = 36.92 SQ.FT.
TOTAL = 708.05 SQ.FT.



LEVEL 18

1.5 BEDROOM APARTMENT
TYPE C (with study room + balcony) VARIANT 7

TOTAL SALEABLE AREA
SUITE = 671.13 SQ.FT.
BALCONY = 36.92 SQ.FT.
TOTAL = 708.05 SQ.FT.



List of unit numbers with this unit plan:

VIEWS
Ras Al Khor, Amenities
D1813


Disclaimer: 1. All dimensions are in metric, measured to wall finishes. 2. All materials, dimensions & drawings are approximate. 3. Information is subject to change without notice, at developer's absolute discretion. 4. Actual area may vary from the stated area. 5. Drawing are not to scale. 6. All images used are for illustrative purpose only and do not represent the actual size, features, specifications, fittings and furnishings. 7. The developer reserves the right to make revisions/ alterations, at its absolute discretion, without any liability whatsoever.

1.5 BEDROOM APARTMENT
TYPE D (with study room + yard)

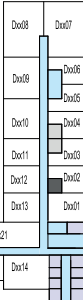
TOTAL SALEABLE AREA
SUITE = 615.24 SQ.FT.
YARD = 115.91 SQ.FT.
TOTAL = 731.15 SQ.FT.



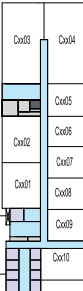
TOWER E



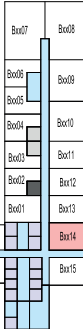
TOWER D



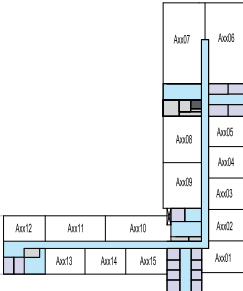
TOWER C



TOWER B




TOWER A

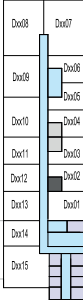


LEVEL 18

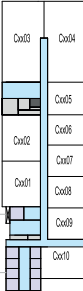
TOWER E



TOWER D



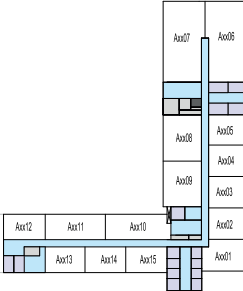
TOWER C



TOWER B



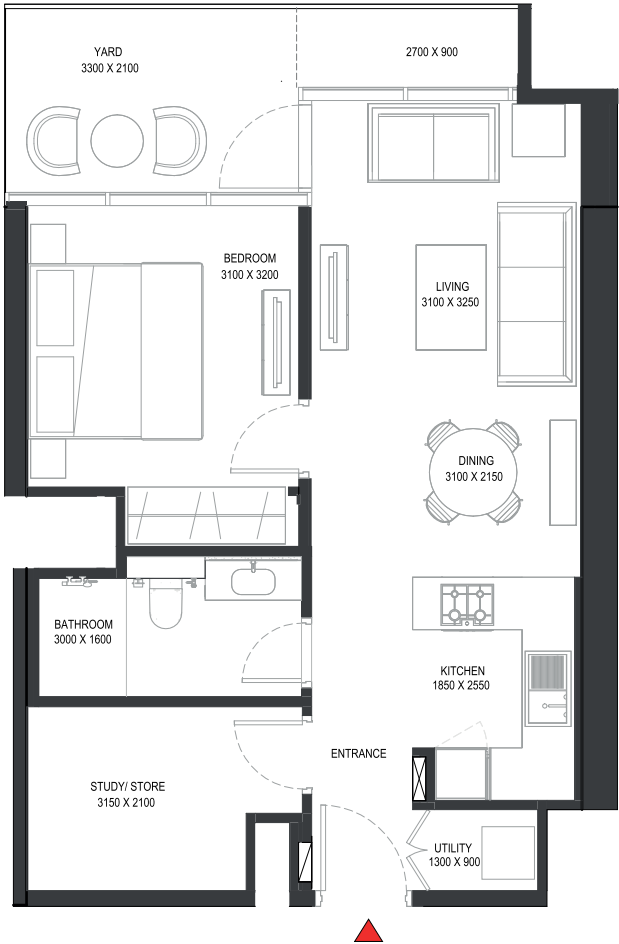
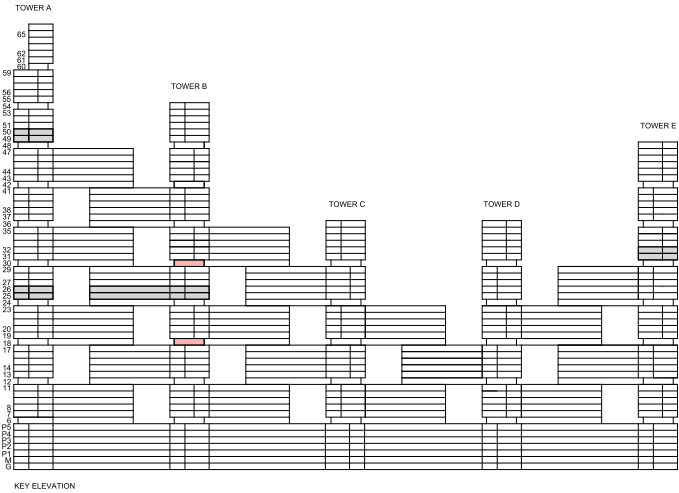
TOWER A



LEVEL 30

1.5 BEDROOM APARTMENT
TYPE D (with study room + yard)

TOTAL SALEABLE AREA
SUITE = 615.24 SQ.FT.
YARD = 115.91 SQ.FT.
TOTAL = 731.15 SQ.FT.



List of unit numbers with this unit plan:

- VIEWS**
- Golf Course, Amenities, Creek
B1814
- Golf Course, Creek
B3014

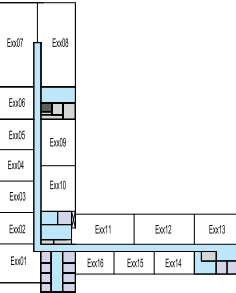
Disclaimer: 1. All dimensions are in metric, measured to wall finishes. 2. All materials, dimensions & drawings are approximate. 3. Information is subject to change without notice, at developer's absolute discretion. 4. Actual area may vary from the stated area. 5. Drawing are not to scale. 6. All images used are for illustrative purpose only and do not represent the actual size, features, specifications, fittings and furnishings. 7. The developer reserves the right to make revisions/ alterations, at its absolute discretion, without any liability whatsoever.

1.5 BEDROOM APARTMENT
TYPE D (with study room + yard) VARIANT 1

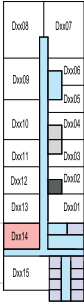
TOTAL SALEABLE AREA
SUITE = 616.02 SQ.FT.
YARD = 104.63 SQ.FT.
TOTAL = 720.65 SQ.FT.



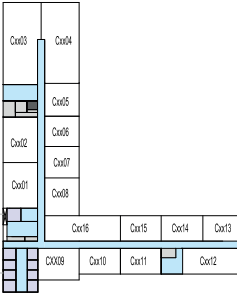
TOWER E



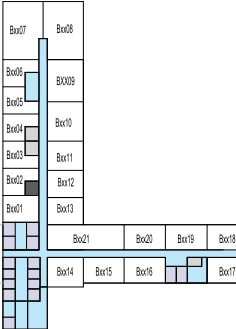
TOWER D



TOWER C



TOWER B



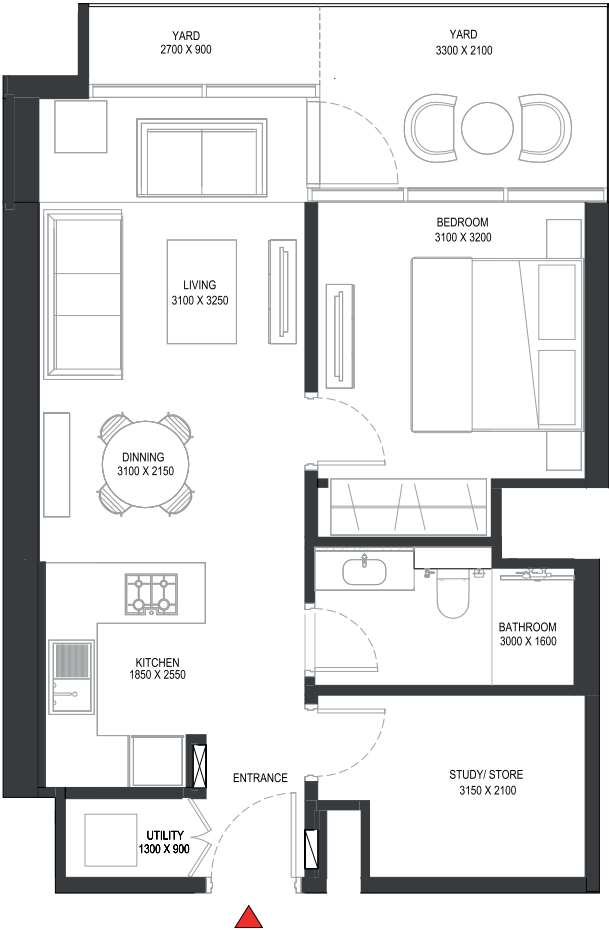
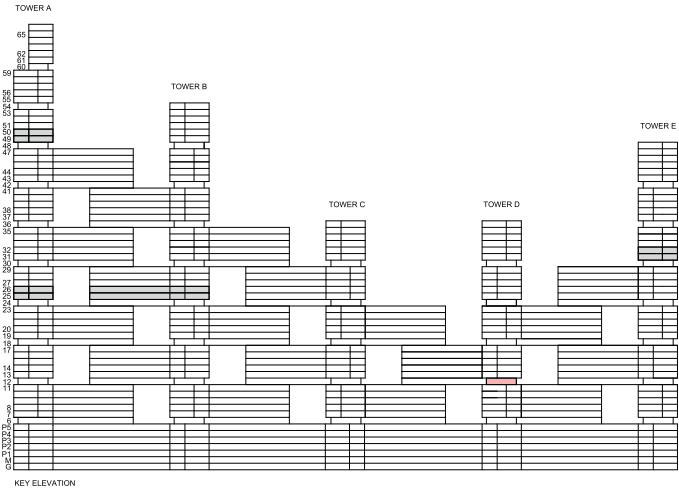
TOWER A



LEVEL 12

1.5 BEDROOM APARTMENT
TYPE D (with study room + yard) VARIANT 1

TOTAL SALEABLE AREA
SUITE = 616.02 SQ.FT.
YARD = 104.63 SQ.FT.
TOTAL = 720.65 SQ.FT.



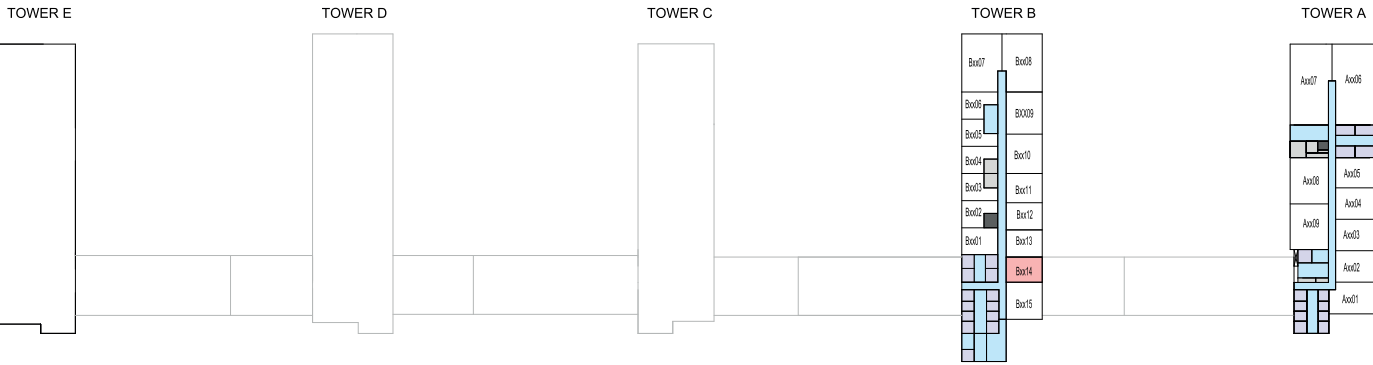
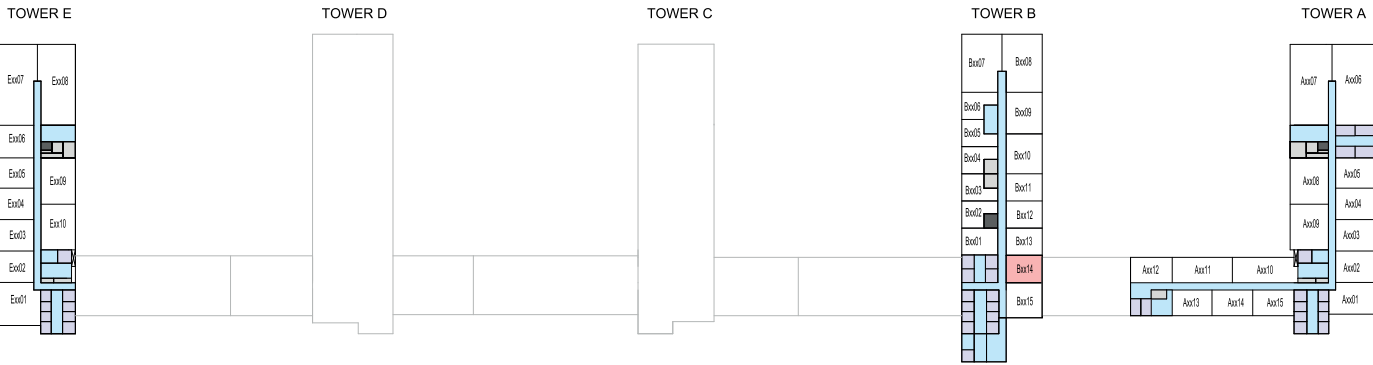
List of unit numbers with this unit plan:

VIEWS
Ras Al Khor, Amenities
D1214

Disclaimer: 1. All dimensions are in metric, measured to wall finishes. 2. All materials, dimensions & drawings are approximate. 3. Information is subject to change without notice, at developer's absolute discretion. 4. Actual area may vary from the stated area. 5. Drawing are not to scale. 6. All images used are for illustrative purpose only and do not represent the actual size, features, specifications, fittings and furnishings. 7. The developer reserves the right to make revisions/ alterations, at its absolute discretion, without any liability whatsoever.

1.5 BEDROOM APARTMENT
TYPE D (with study room + yard) VARIANT 2

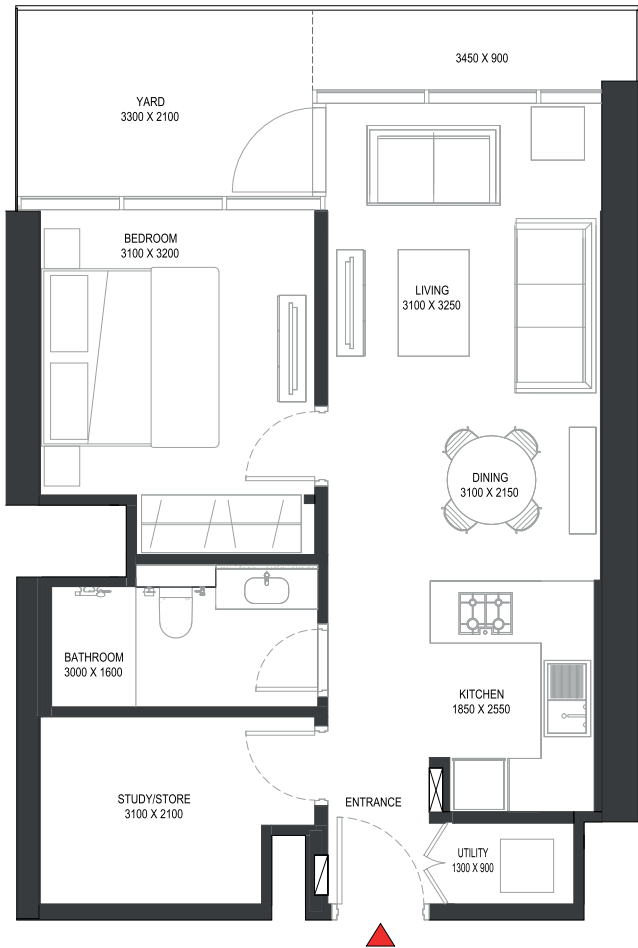
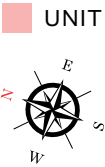
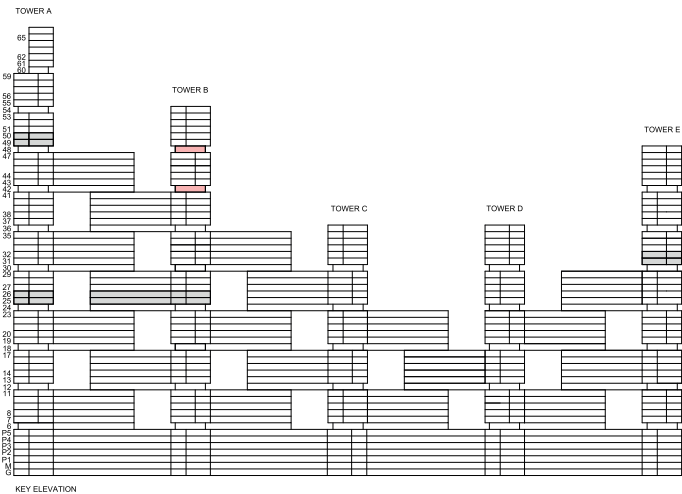
TOTAL SALEABLE AREA
SUITE RANGE = 615.24 SQ.FT. - 616.02 SQ.FT.
YARD RANGE = 113.24 SQ.FT. - 115.91 SQ.FT.
TOTAL RANGE = 729.26 SQ.FT. - 731.15 SQ.FT.



Disclaimer: 1. All dimensions are in metric, measured to wall finishes. 2. All materials, dimensions & drawings are approximate. 3. Information is subject to change without notice, at developer's absolute discretion. 4. Actual area may vary from the stated area. 5. Drawing are not to scale. 6. All images used are for illustrative purpose only and do not represent the actual size, features, specifications, fittings and furnishings. 7. The developer reserves the right to make revisions/ alterations, at its absolute discretion, without any liability whatsoever.

1.5 BEDROOM APARTMENT
TYPE D (with study room + yard) VARIANT 2

TOTAL SALEABLE AREA
SUITE RANGE = 615.24 SQ.FT. - 616.02 SQ.FT.
YARD RANGE = 113.24 SQ.FT. - 115.91 SQ.FT.
TOTAL RANGE = 729.26 SQ.FT. - 731.15 SQ.FT.



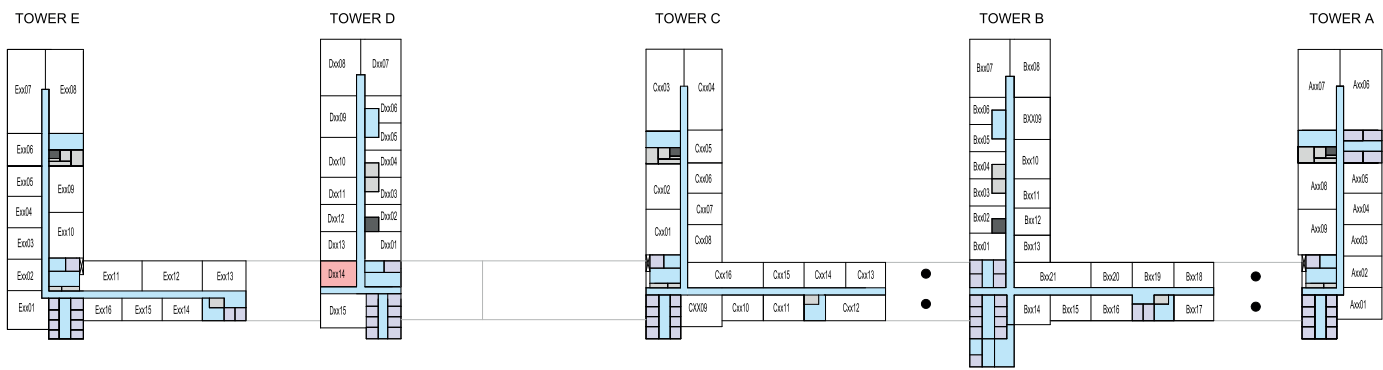
List of unit numbers with this unit plan:

VIEWS
Golf Course, Creek
B4214, B4814

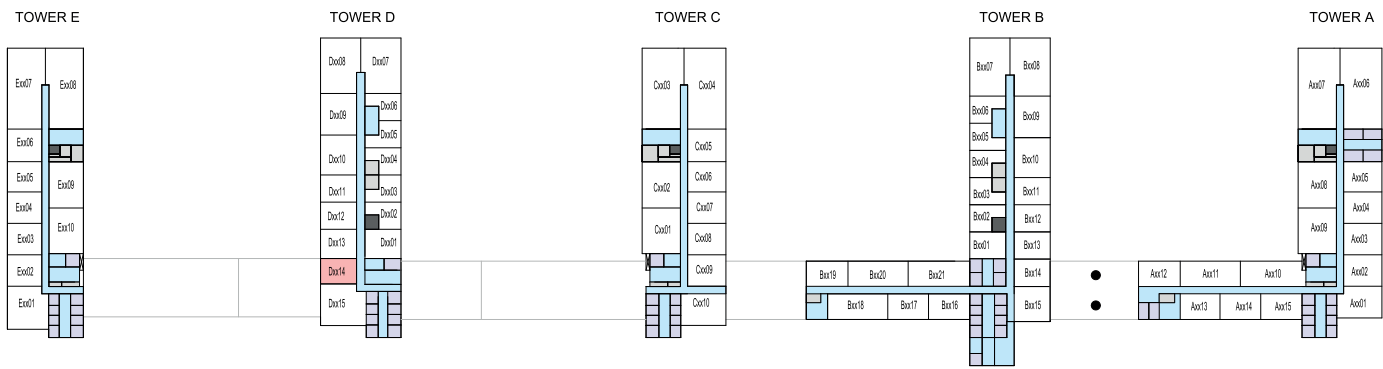
Disclaimer: 1. All dimensions are in metric, measured to wall finishes. 2. All materials, dimensions & drawings are approximate. 3. Information is subject to change without notice, at developer's absolute discretion. 4. Actual area may vary from the stated area. 5. Drawing are not to scale. 6. All images used are for illustrative purpose only and do not represent the actual size, features, specifications, fittings and furnishings. 7. The developer reserves the right to make revisions/ alterations, at its absolute discretion, without any liability whatsoever.

1.5 BEDROOM APARTMENT
TYPE D (with study room + yard) VARIANT 3

TOTAL SALEABLE AREA
SUITE = 616.02 SQ.FT.
YARD = 113.24 SQ.FT.
TOTAL = 729.26 SQ.FT.



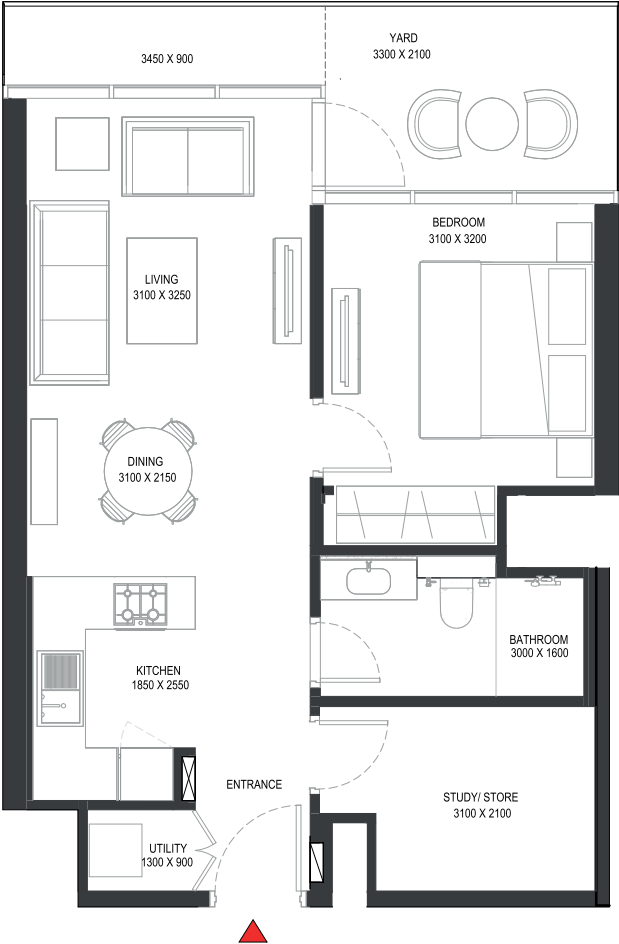
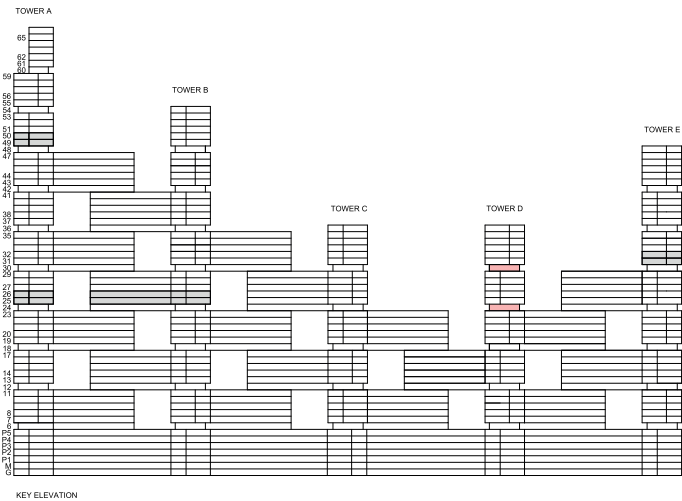
LEVEL 24



LEVEL 30

1.5 BEDROOM APARTMENT
TYPE D (with study room + yard) VARIANT 3

TOTAL SALEABLE AREA
SUITE = 616.02 SQ.FT.
YARD = 113.24 SQ.FT.
TOTAL = 729.26 SQ.FT.



List of unit numbers with this unit plan:

VIEWS

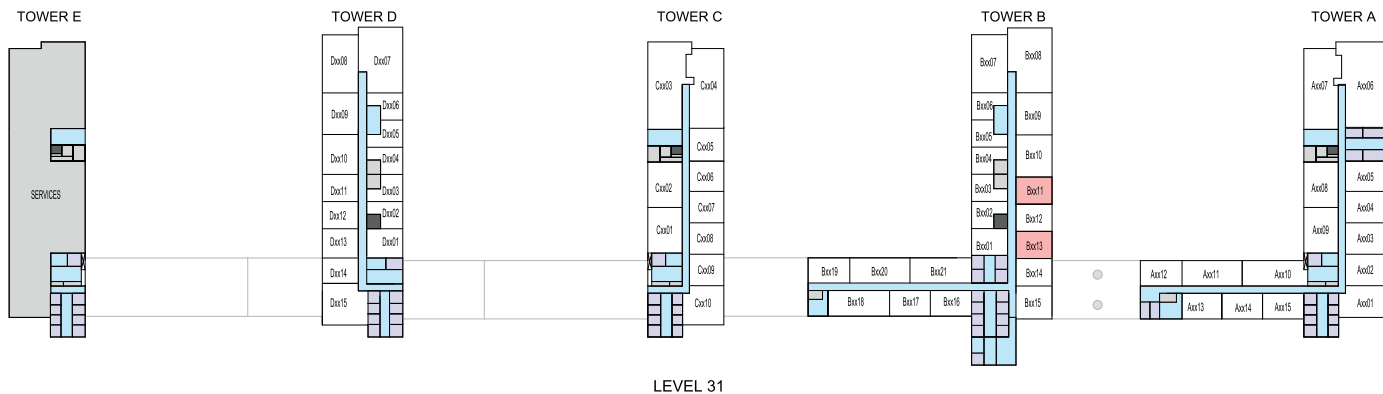
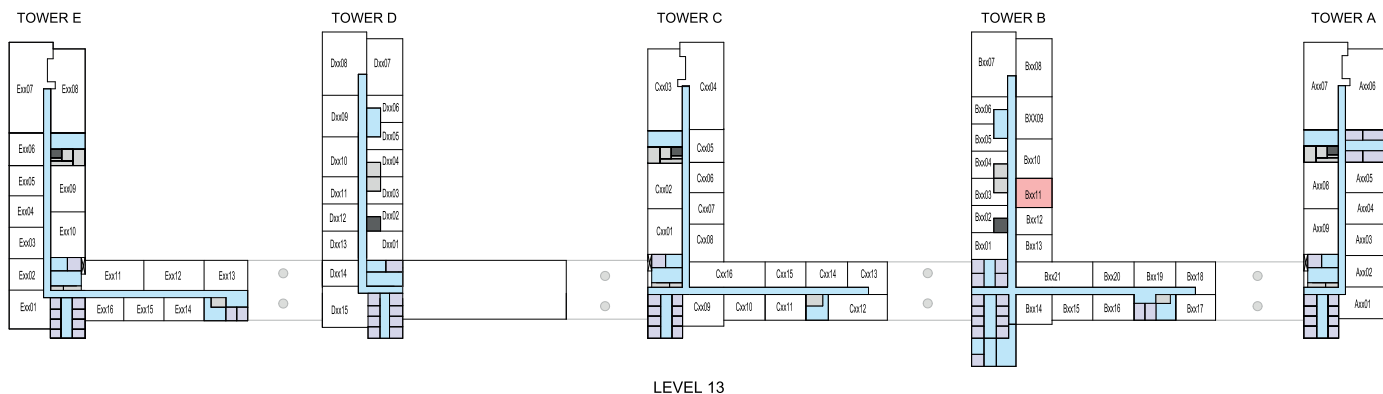
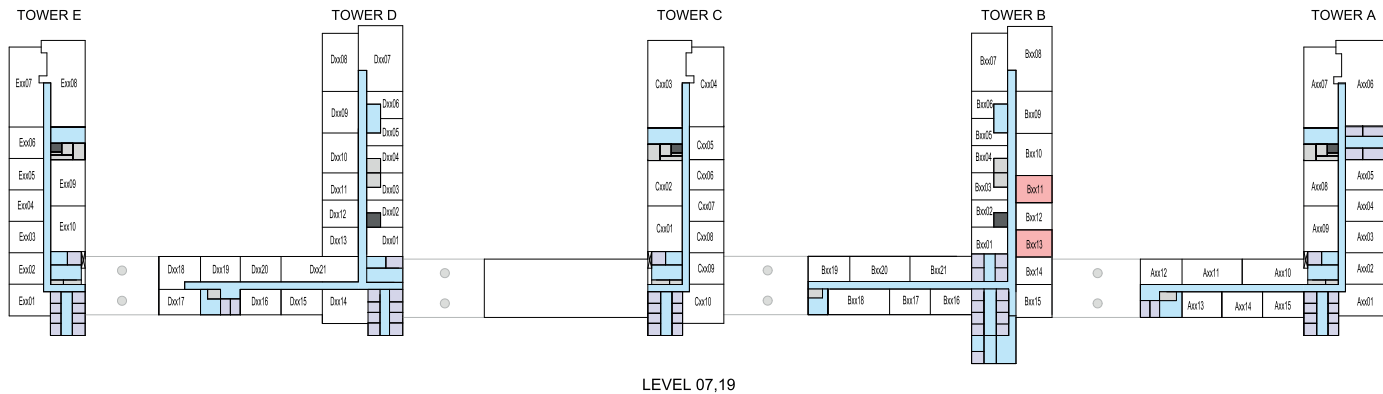
Ras Al Khor, Amenities
D2414

Ras Al Khor
D3014

Disclaimer: 1. All dimensions are in metric, measured to wall finishes. 2. All materials, dimensions & drawings are approximate. 3. Information is subject to change without notice, at developer's absolute discretion. 4. Actual area may vary from the stated area. 5. Drawing are not to scale. 6. All images used are for illustrative purpose only and do not represent the actual size, features, specifications, fittings and furnishings. 7. The developer reserves the right to make revisions/ alterations, at its absolute discretion, without any liability whatsoever.

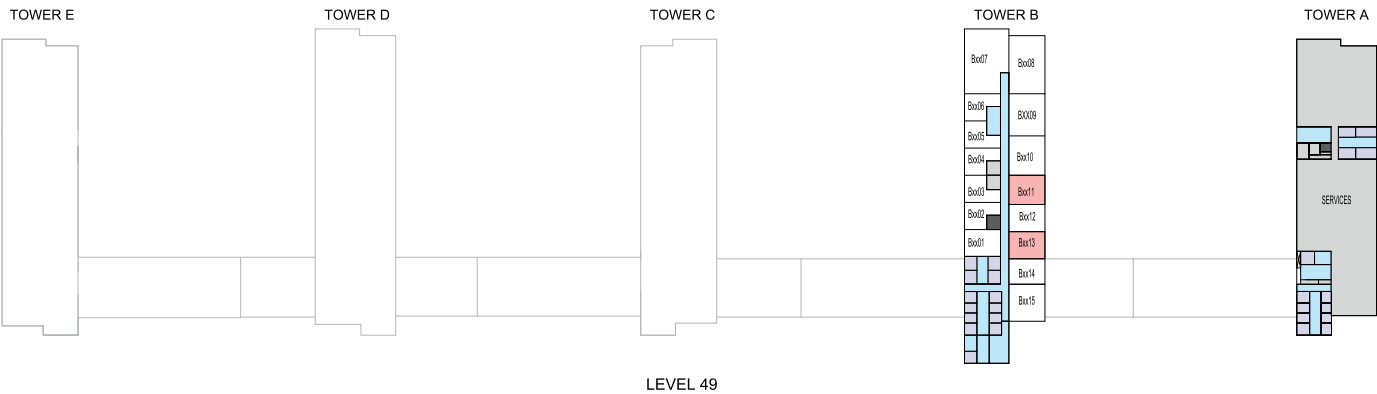
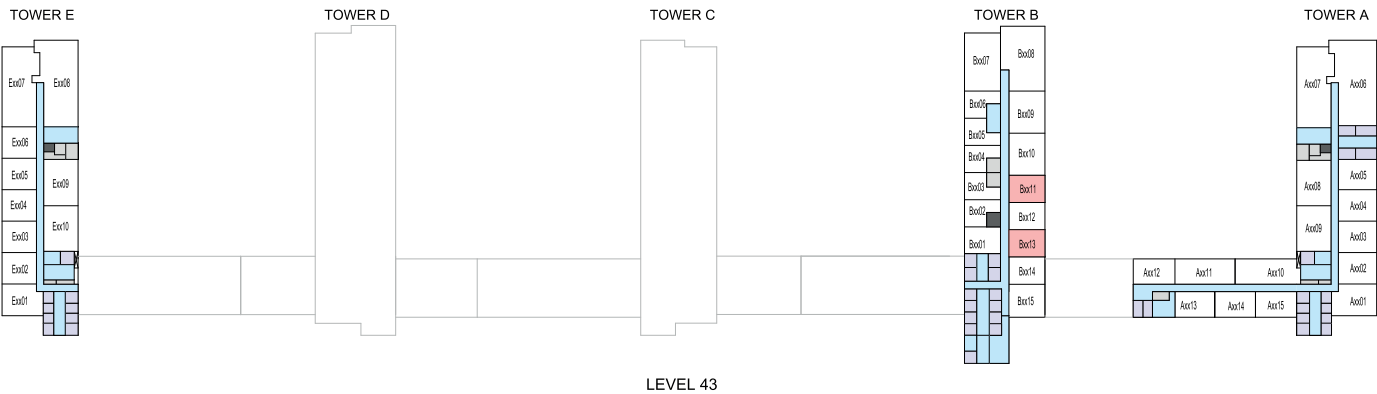
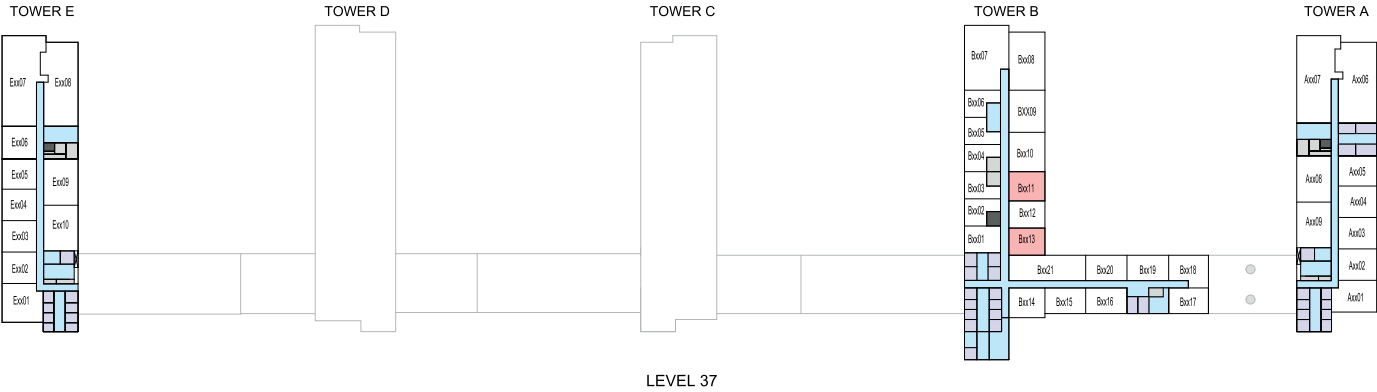
1.5 BEDROOM APARTMENT
TYPE E (with study room + yard)

TOTAL SALEABLE AREA
SUITE = 630.86 SQ.FT.
YARD = 110.76 SQ.FT.
TOTAL = 741.62 SQ.FT.



1.5 BEDROOM APARTMENT
TYPE E (with study room + yard)

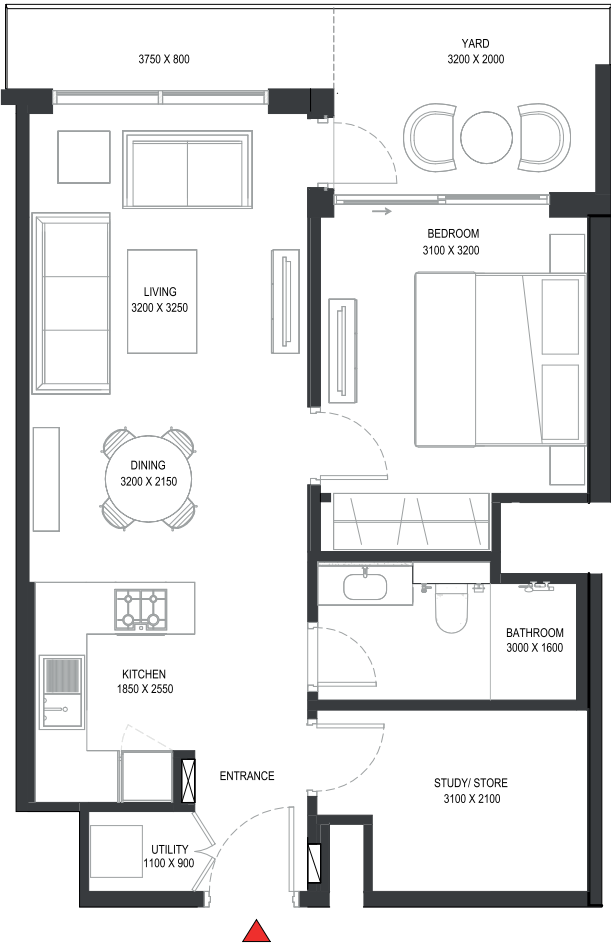
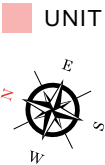
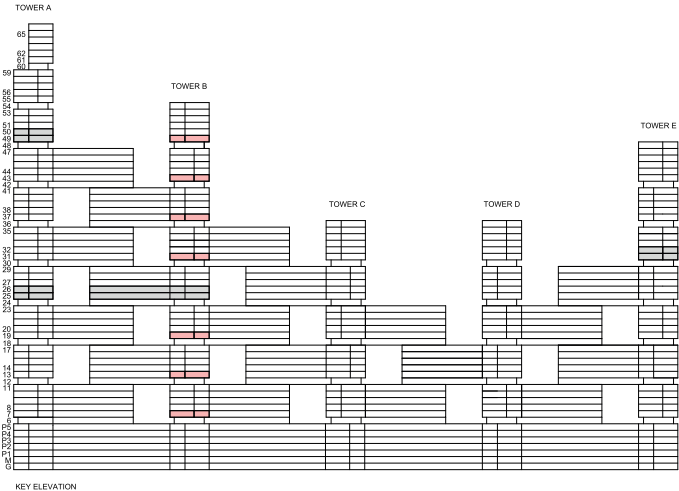
TOTAL SALEABLE AREA
SUITE = 630.86 SQ.FT.
YARD = 110.76 SQ.FT.
TOTAL = 741.62 SQ.FT.



Disclaimer: 1. All dimensions are in metric, measured to wall finishes. 2. All materials, dimensions & drawings are approximate. 3. Information is subject to change without notice, at developer's absolute discretion. 4. Actual area may vary from the stated area. 5. Drawing are not to scale. 6. All images used are for illustrative purpose only and do not represent the actual size, features, specifications, fittings and furnishings. 7. The developer reserves the right to make revisions/ alterations, at its absolute discretion, without any liability whatsoever.

1.5 BEDROOM APARTMENT
TYPE E (with study room + yard)

TOTAL SALEABLE AREA
SUITE = 630.86 SQ.FT.
YARD = 110.76 SQ.FT.
TOTAL = 741.62 SQ.FT.



List of unit numbers with this unit plan:

VIEWS

Amenities, Creek
B711, B713

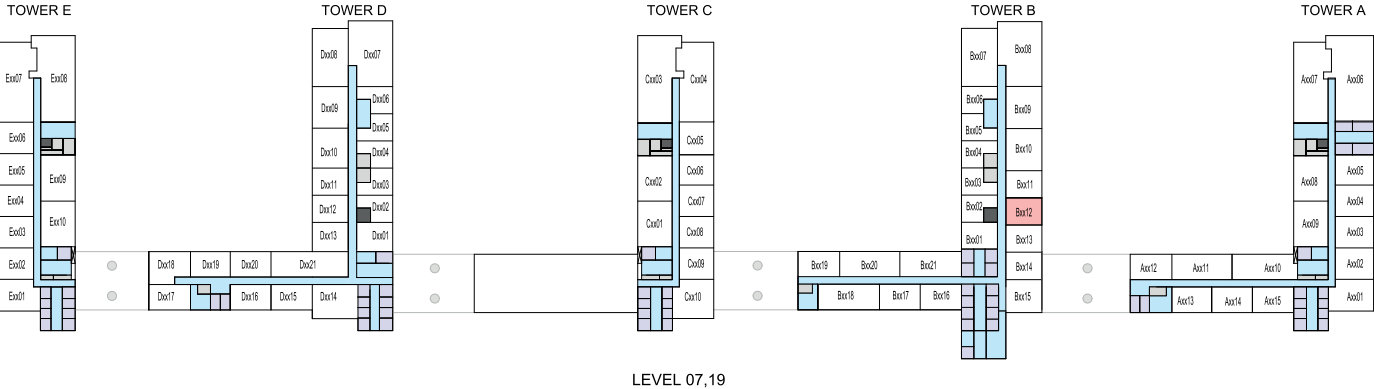
Golf Course, Amenities, Creek
B1311, B1911, B1913

Golf Course, Creek
B3111, B3113, B3711, B4313, B4911, B4913

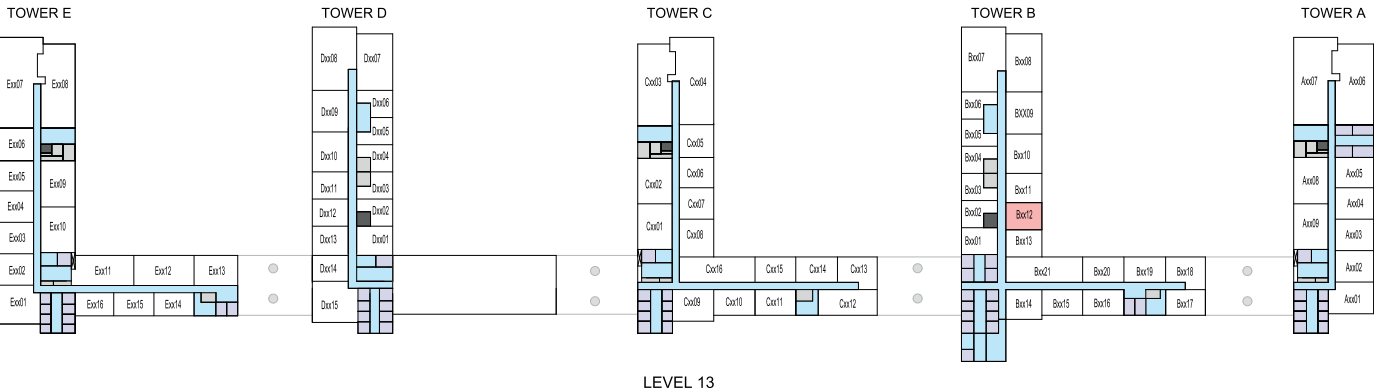
Disclaimer: 1. All dimensions are in metric, measured to wall finishes. 2. All materials, dimensions & drawings are approximate. 3. Information is subject to change without notice, at developer's absolute discretion. 4. Actual area may vary from the stated area. 5. Drawing are not to scale. 6. All images used are for illustrative purpose only and do not represent the actual size, features, specifications, fittings and furnishings. 7. The developer reserves the right to make revisions/ alterations, at its absolute discretion, without any liability whatsoever.

1.5 BEDROOM APARTMENT
TYPE E (with study room + yard) VARIANT 1

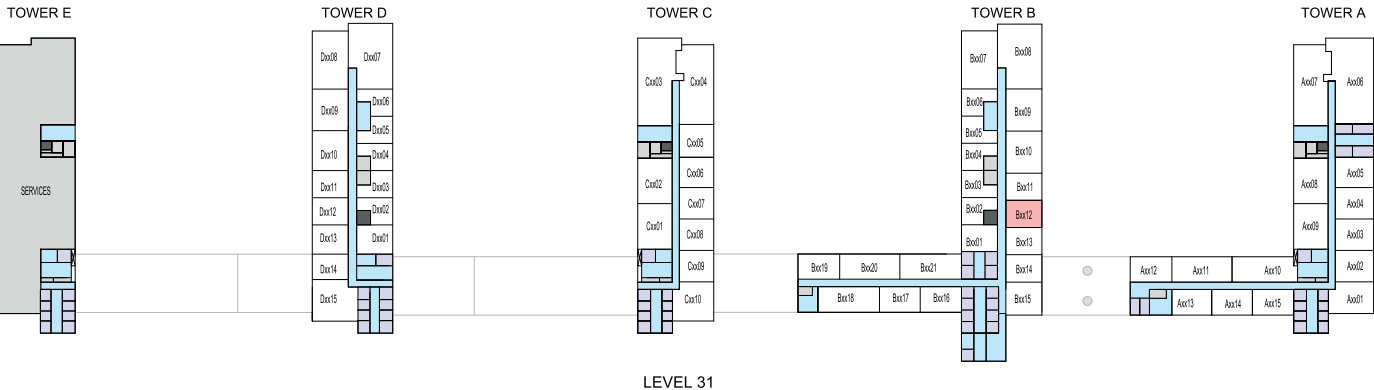
TOTAL SALEABLE AREA
SUITE = 630.98 SQ.FT.
YARD = 110.33 SQ.FT.
TOTAL = 741.31 SQ.FT.



LEVEL 07,19



LEVEL 13

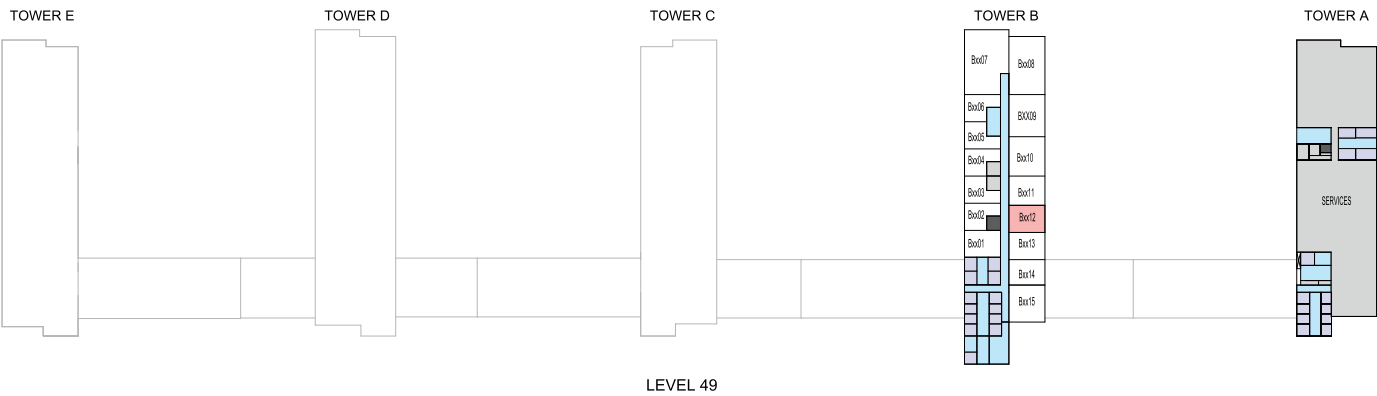
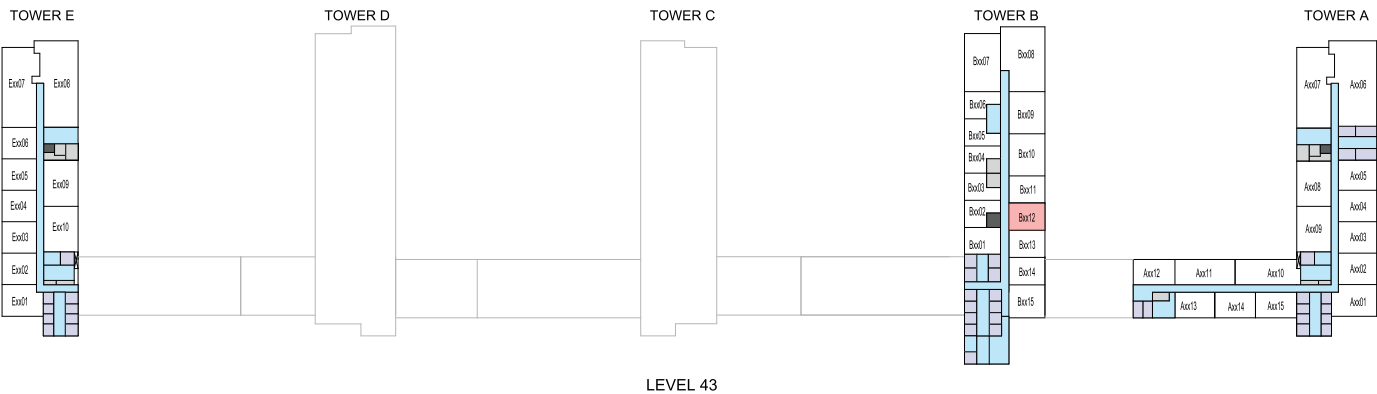
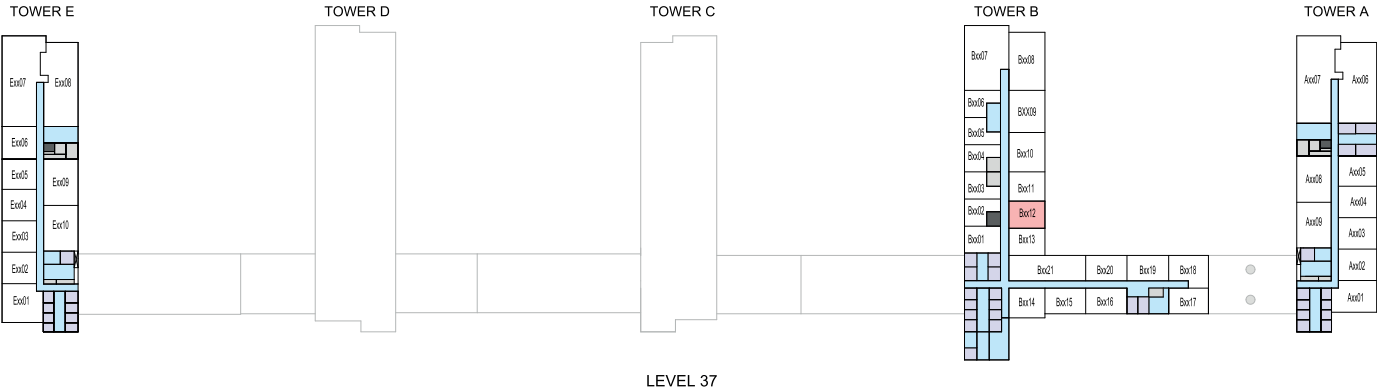


LEVEL 31

Disclaimer: 1. All dimensions are in metric, measured to wall finishes. 2. All materials, dimensions & drawings are approximate. 3. Information is subject to change without notice, at developer's absolute discretion. 4. Actual area may vary from the stated area. 5. Drawing are not to scale. 6. All images used are for illustrative purpose only and do not represent the actual size, features, specifications, fittings and furnishings. 7. The developer reserves the right to make revisions/ alterations, at its absolute discretion, without any liability whatsoever.

1.5 BEDROOM APARTMENT
TYPE E (with study room + yard) VARIANT 1

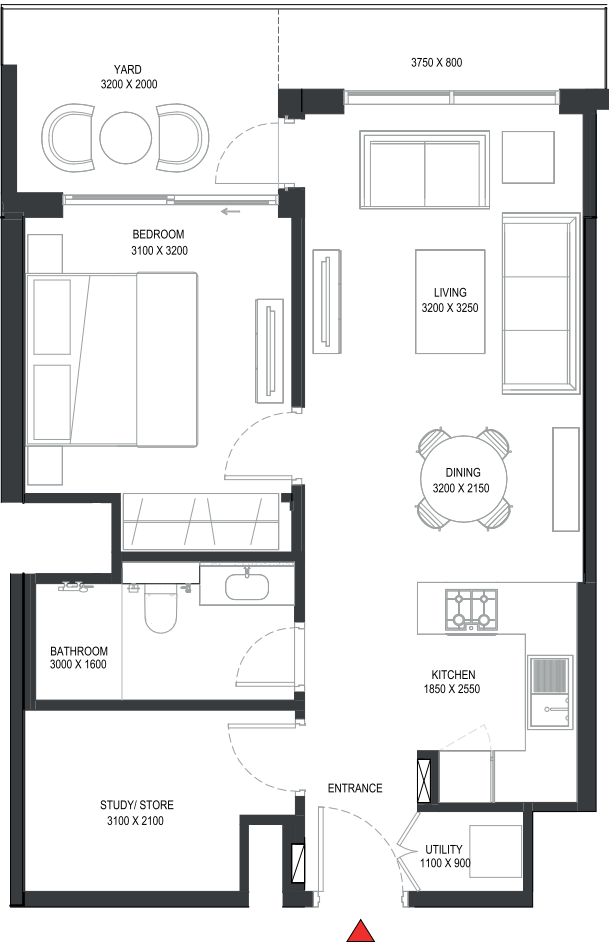
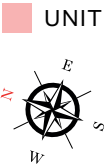
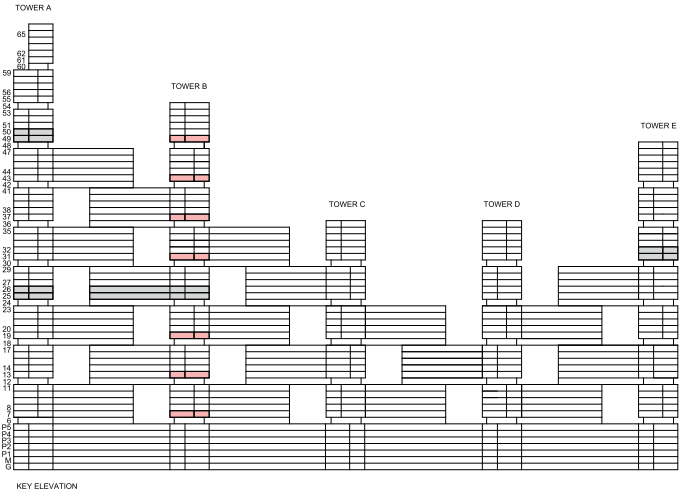
TOTAL SALEABLE AREA
SUITE = 630.98 SQ.FT.
YARD = 110.33 SQ.FT.
TOTAL = 741.31 SQ.FT.



Disclaimer: 1. All dimensions are in metric, measured to wall finishes. 2. All materials, dimensions & drawings are approximate. 3. Information is subject to change without notice, at developer's absolute discretion. 4. Actual area may vary from the stated area. 5. Drawing are not to scale. 6. All images used are for illustrative purpose only and do not represent the actual size, features, specifications, fittings and furnishings. 7. The developer reserves the right to make revisions/ alterations, at its absolute discretion, without any liability whatsoever.

1.5 BEDROOM APARTMENT
TYPE E (with study room + yard) VARIANT 1

TOTAL SALEABLE AREA
SUITE = 630.98 SQ.FT.
YARD = 110.33 SQ.FT.
TOTAL = 741.31 SQ.FT.



List of unit numbers with this unit plan:

VIEWS

Amenities, Creek
B712

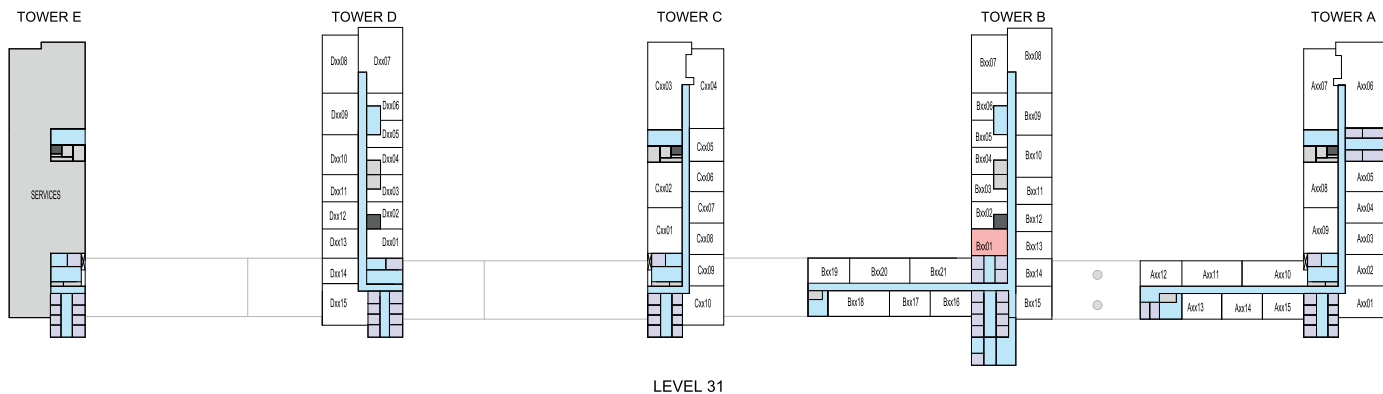
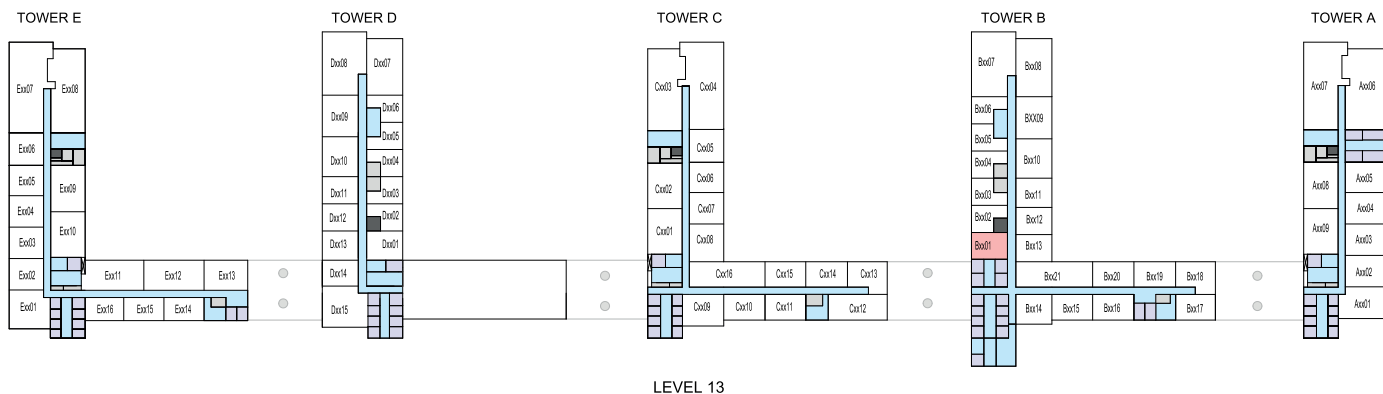
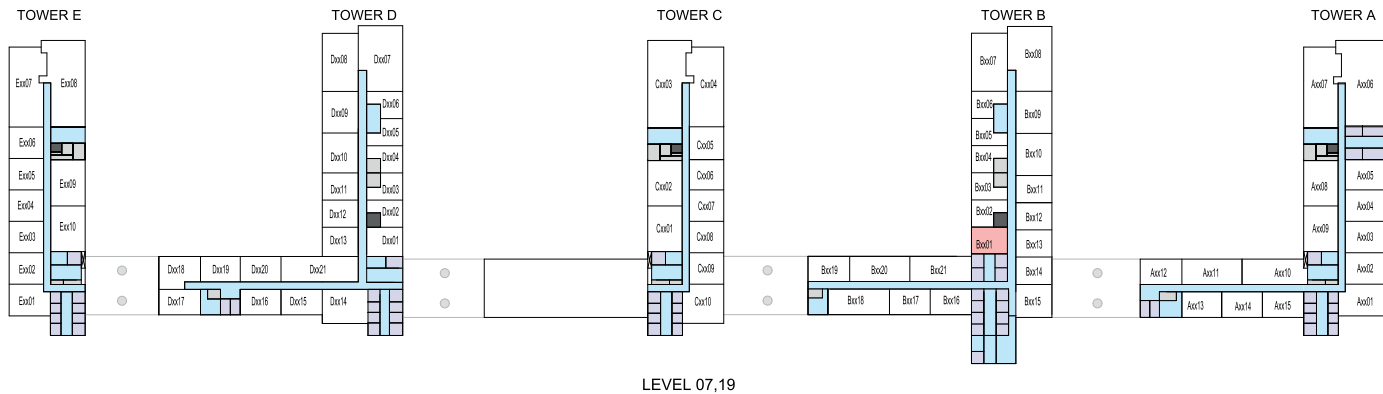
Golf Course, Amenities, Creek
B1312, B1912

Golf Course, Creek
B3112, B3712, B4312, B4912

Disclaimer: 1. All dimensions are in metric, measured to wall finishes. 2. All materials, dimensions & drawings are approximate. 3. Information is subject to change without notice, at developer's absolute discretion. 4. Actual area may vary from the stated area. 5. Drawing are not to scale. 6. All images used are for illustrative purpose only and do not represent the actual size, features, specifications, fittings and furnishings. 7. The developer reserves the right to make revisions/ alterations, at its absolute discretion, without any liability whatsoever.

1.5 BEDROOM APARTMENT
TYPE E (with study room + yard) VARIANT 2

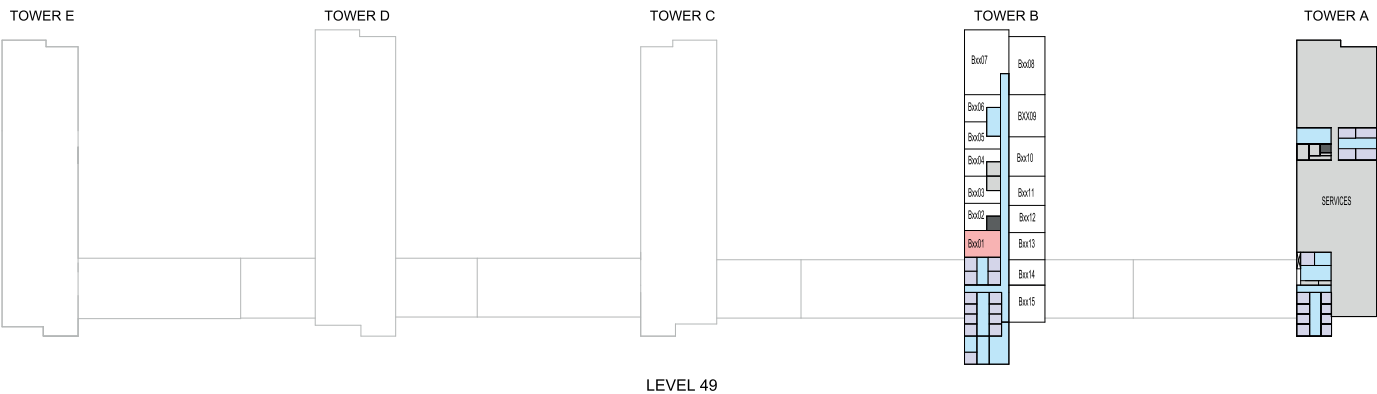
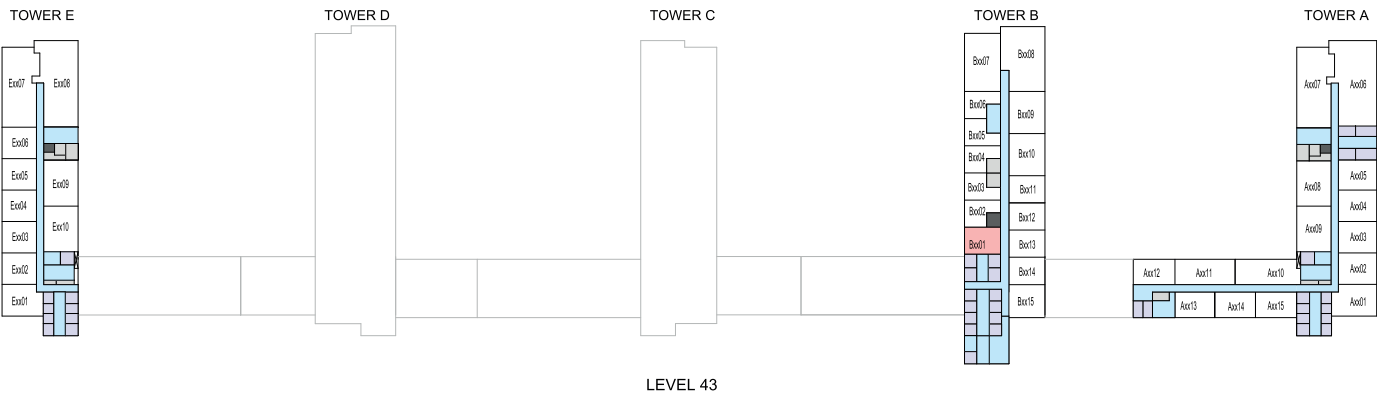
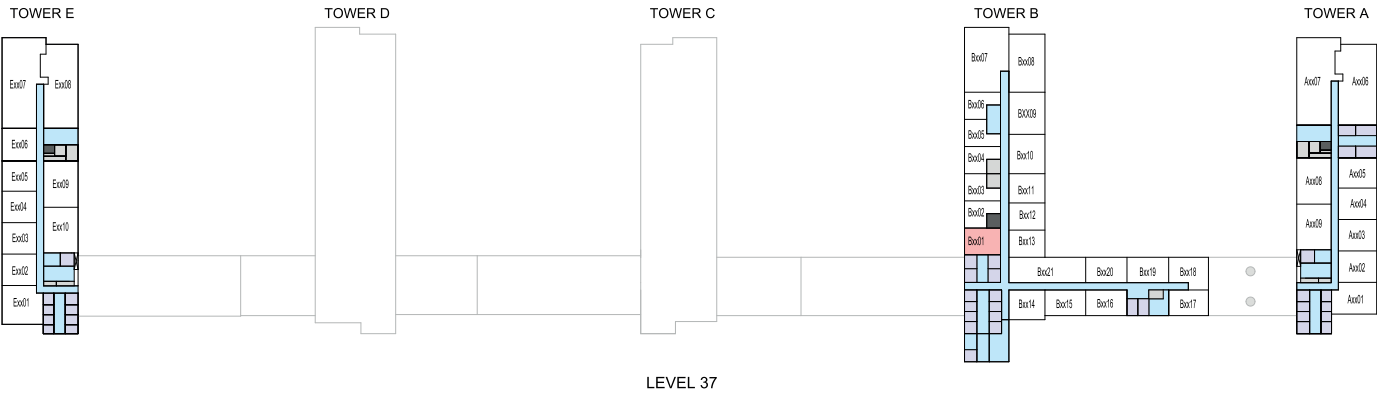
TOTAL SALEABLE AREA
SUITE = 635.38 SQ.FT.
YARD = 110.65 SQ.FT.
TOTAL = 746.03 SQ.FT.



Disclaimer: 1. All dimensions are in metric, measured to wall finishes. 2. All materials, dimensions & drawings are approximate. 3. Information is subject to change without notice, at developer's absolute discretion. 4. Actual area may vary from the stated area. 5. Drawing are not to scale. 6. All images used are for illustrative purpose only and do not represent the actual size, features, specifications, fittings and furnishings. 7. The developer reserves the right to make revisions/ alterations, at its absolute discretion, without any liability whatsoever.

1.5 BEDROOM APARTMENT
TYPE E (with study room + yard) VARIANT 2

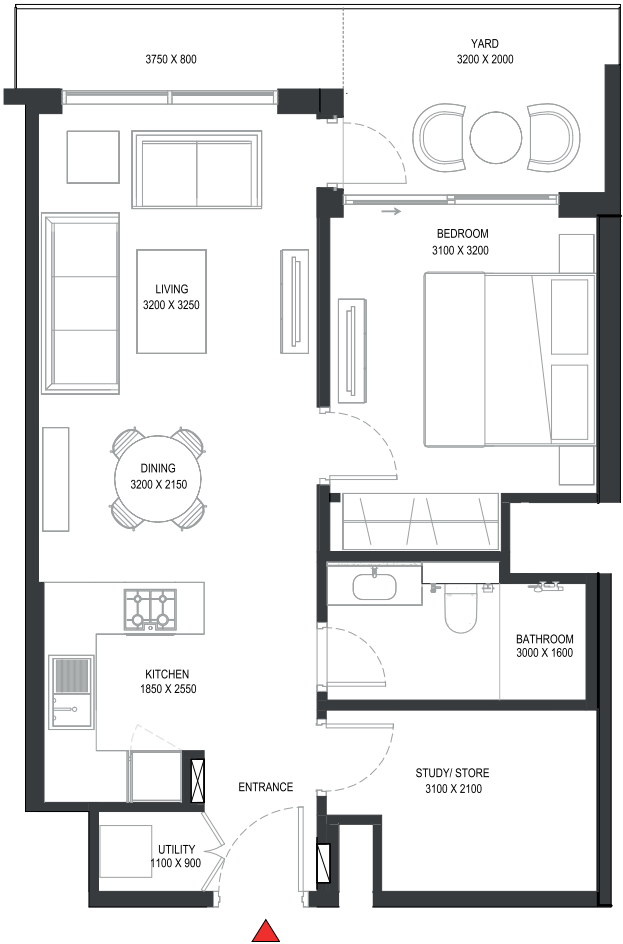
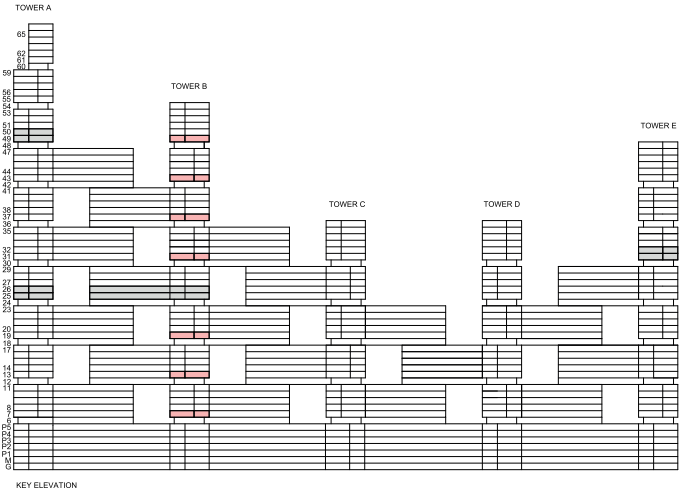
TOTAL SALEABLE AREA
SUITE = 635.38 SQ.FT.
YARD = 110.65 SQ.FT.
TOTAL = 746.03 SQ.FT.



Disclaimer: 1. All dimensions are in metric, measured to wall finishes. 2. All materials, dimensions & drawings are approximate. 3. Information is subject to change without notice, at developer's absolute discretion. 4. Actual area may vary from the stated area. 5. Drawing are not to scale. 6. All images used are for illustrative purpose only and do not represent the actual size, features, specifications, fittings and furnishings. 7. The developer reserves the right to make revisions/ alterations, at its absolute discretion, without any liability whatsoever.

1.5 BEDROOM APARTMENT
TYPE E (with study room + yard) VARIANT 2

TOTAL SALEABLE AREA
SUITE = 635.38 SQ.FT.
YARD = 110.65 SQ.FT.
TOTAL = 746.03 SQ.FT.



List of unit numbers with this unit plan:

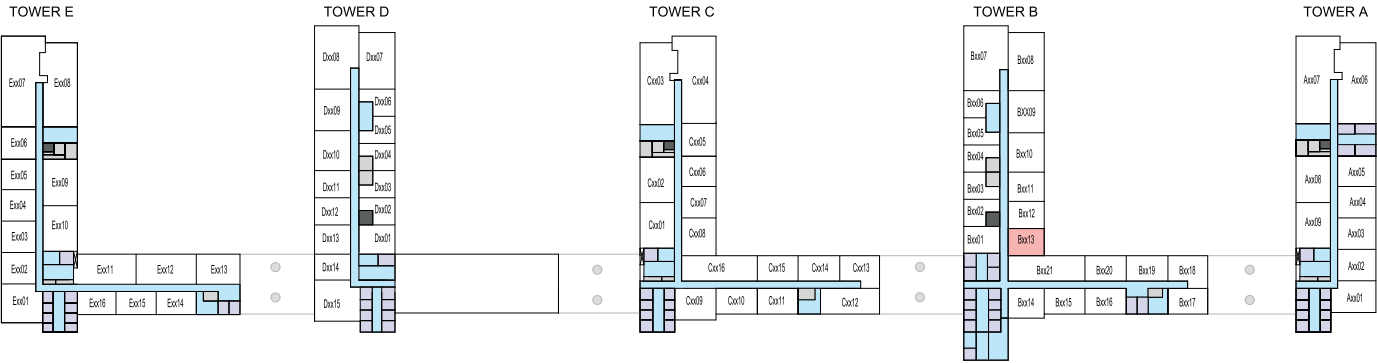
VIEWS

- Ras Al Khor, Amenities
B701
- Ras Al Khor, Golf Course, Amenities
B1301, B1901
- Ras Al Khor, Golf Course
B3101, B3701, B4301
- Downtown, Ras Al Khor, Golf Course
B4901

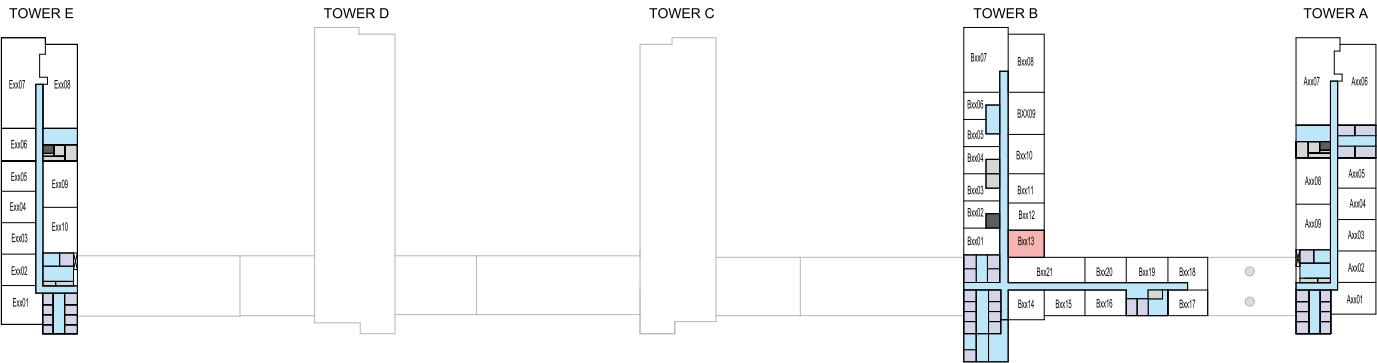
Disclaimer: 1. All dimensions are in metric, measured to wall finishes. 2. All materials, dimensions & drawings are approximate. 3. Information is subject to change without notice, at developer's absolute discretion. 4. Actual area may vary from the stated area. 5. Drawing are not to scale. 6. All images used are for illustrative purpose only and do not represent the actual size, features, specifications, fittings and furnishings. 7. The developer reserves the right to make revisions/ alterations, at its absolute discretion, without any liability whatsoever.

1.5 BEDROOM APARTMENT
TYPE E (with study room + yard) VARIANT 3

TOTAL SALEABLE AREA
SUITE = 630.98 SQ.FT.
YARD = 107.21 SQ.FT.
TOTAL = 738.19 SQ.FT.



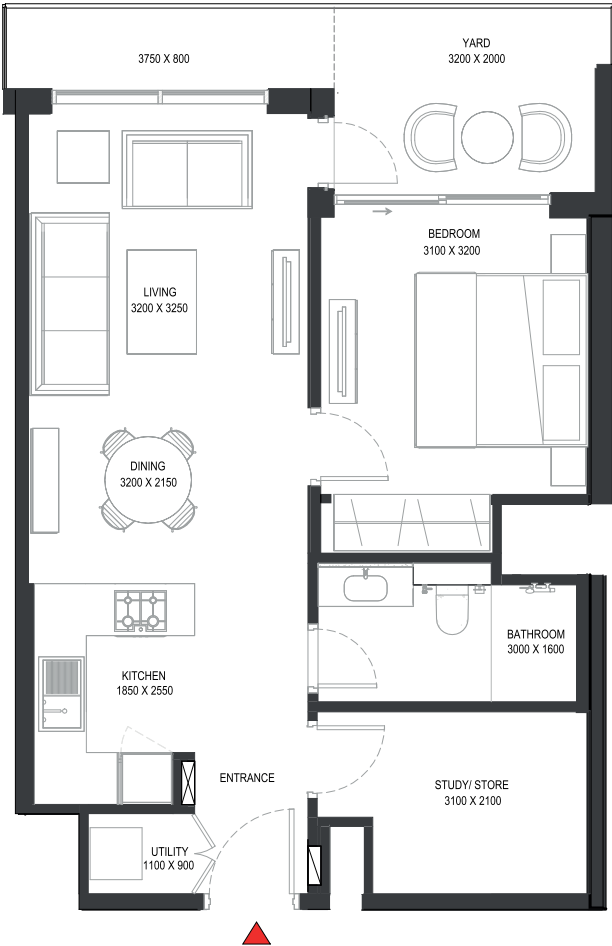
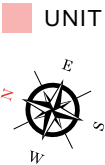
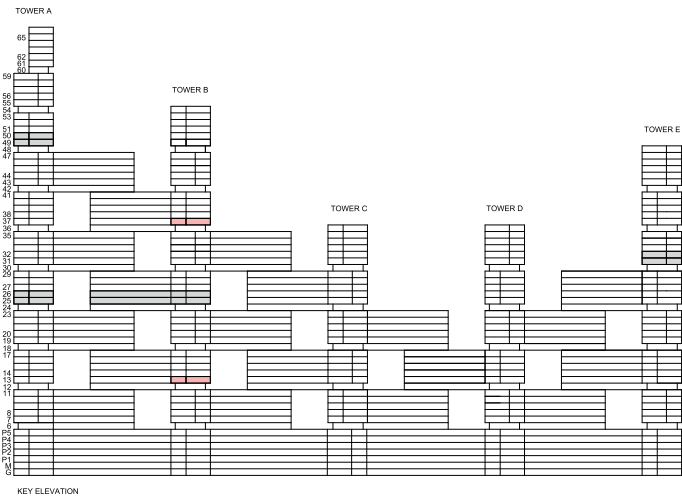
LEVEL 13



LEVEL 37

1.5 BEDROOM APARTMENT
TYPE E (with study room + yard) VARIANT 3

TOTAL SALEABLE AREA
SUITE = 630.98 SQ.FT.
YARD = 107.21 SQ.FT.
TOTAL = 738.19 SQ.FT.



List of unit numbers with this unit plan:

- VIEWS**
- Golf Course, Amenities, Creek
B1313
- Golf Course, Creek
B3713

Disclaimer: 1. All dimensions are in metric, measured to wall finishes. 2. All materials, dimensions & drawings are approximate. 3. Information is subject to change without notice, at developer's absolute discretion. 4. Actual area may vary from the stated area. 5. Drawing are not to scale. 6. All images used are for illustrative purpose only and do not represent the actual size, features, specifications, fittings and furnishings. 7. The developer reserves the right to make revisions/ alterations, at its absolute discretion, without any liability whatsoever.

1.5 BEDROOM APARTMENT

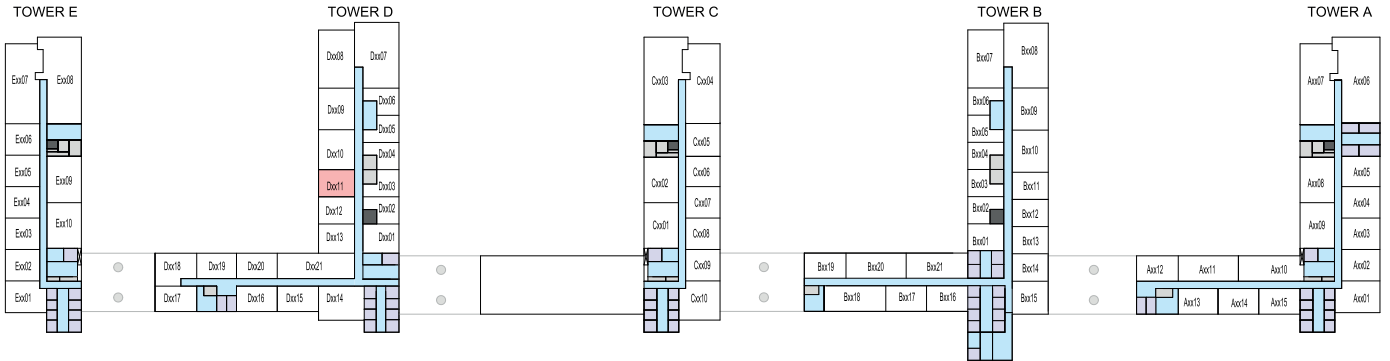
TYPE E (with study room + yard) VARIANT 4

TOTAL SALEABLE AREA

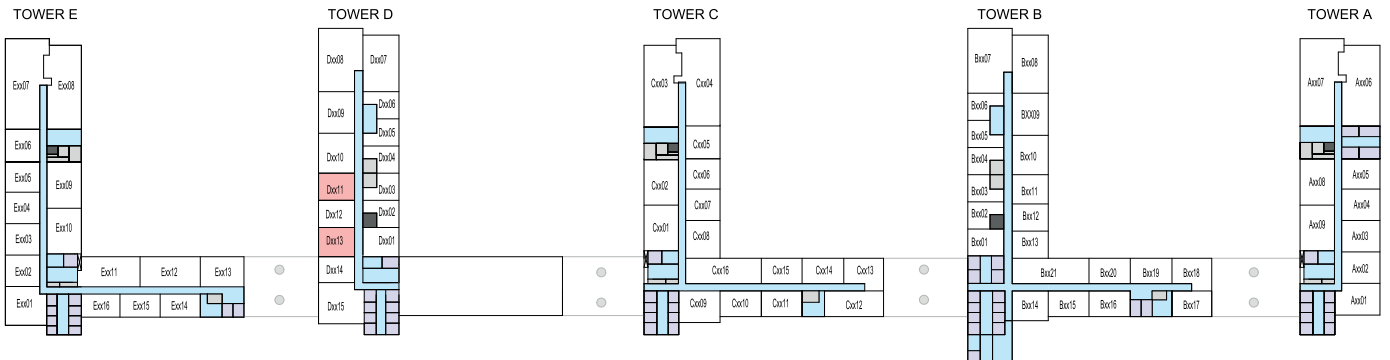
SUITE = 630.55 SQ.FT.

YARD = 115.50 SQ.FT.

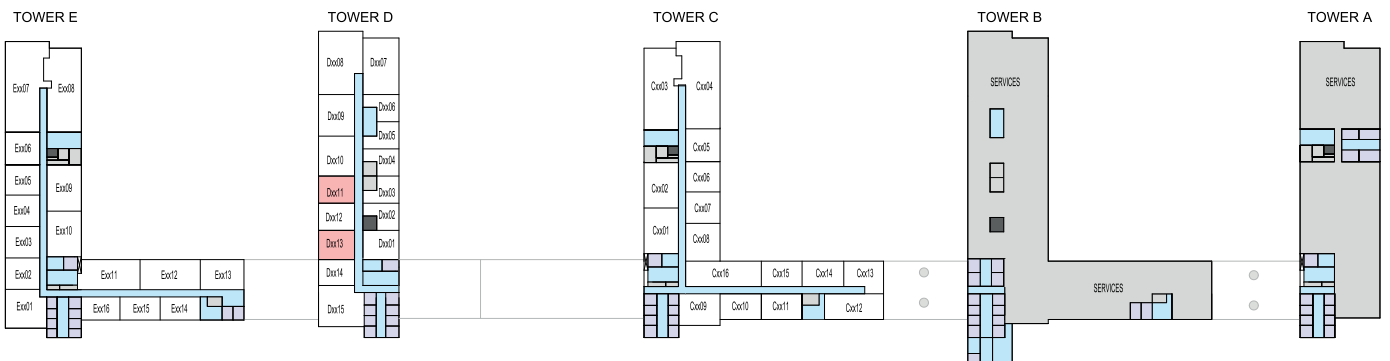
TOTAL = 746.05 SQ.FT.



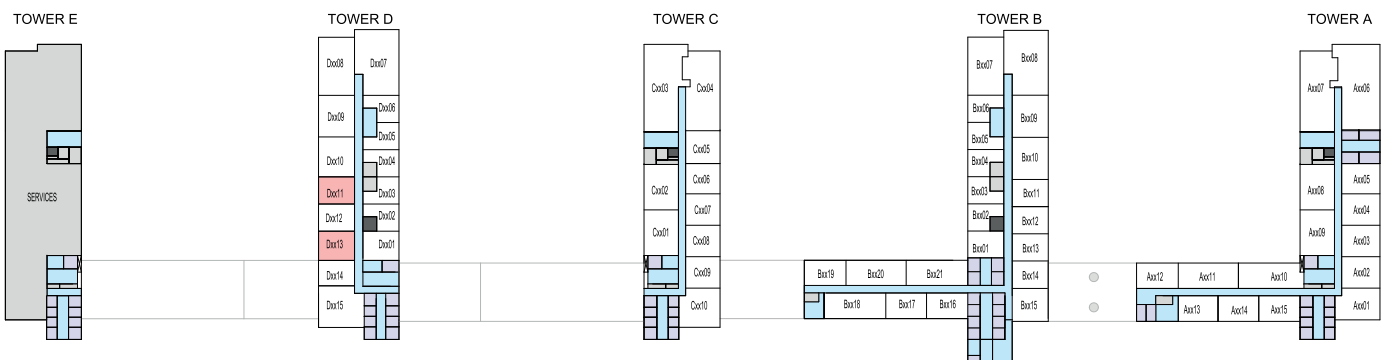
LEVEL 07,19



LEVEL 13



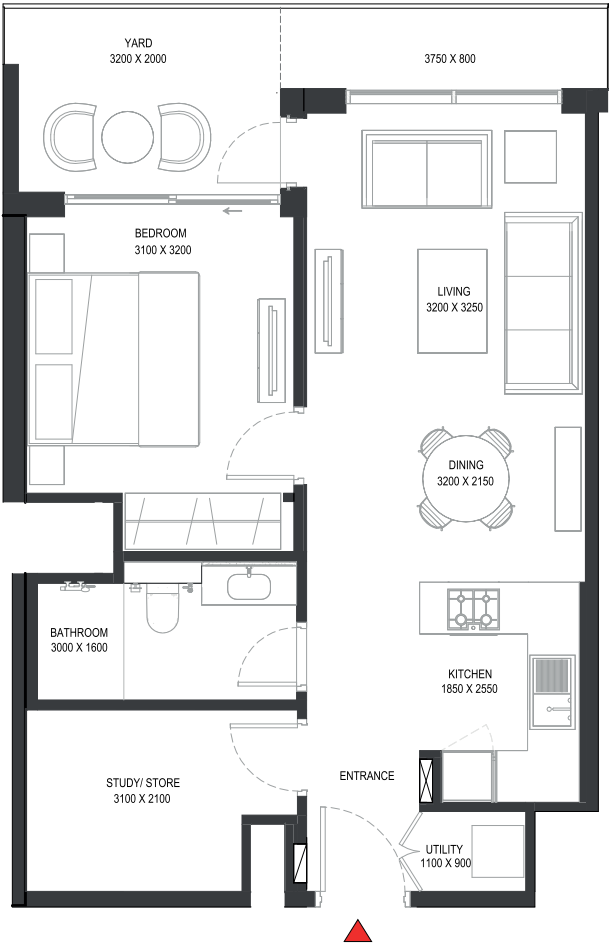
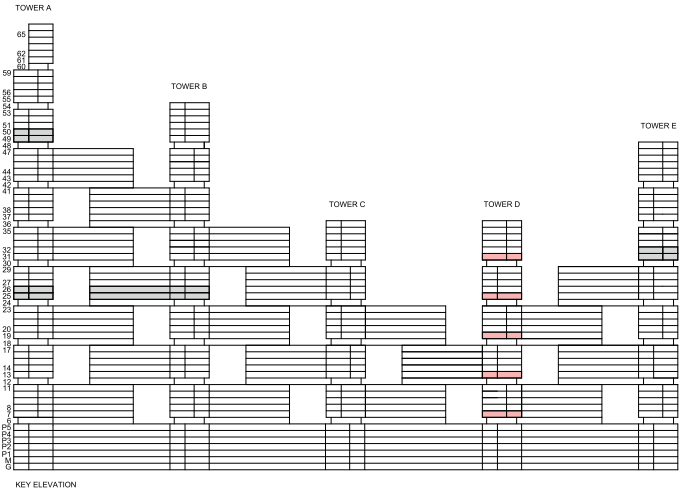
LEVEL 25



LEVEL 31

1.5 BEDROOM APARTMENT
TYPE E (with study room + yard) VARIANT 4

TOTAL SALEABLE AREA
SUITE = 630.55 SQ.FT.
YARD = 115.50 SQ.FT.
TOTAL = 746.05 SQ.FT.



List of unit numbers with this unit plan:

VIEWS

Ras Al Khor, Amenities
D711, D1311, D1313, D1911

Ras Al Khor
D2511, D2513, D3111, D3113

1.5 BEDROOM APARTMENT

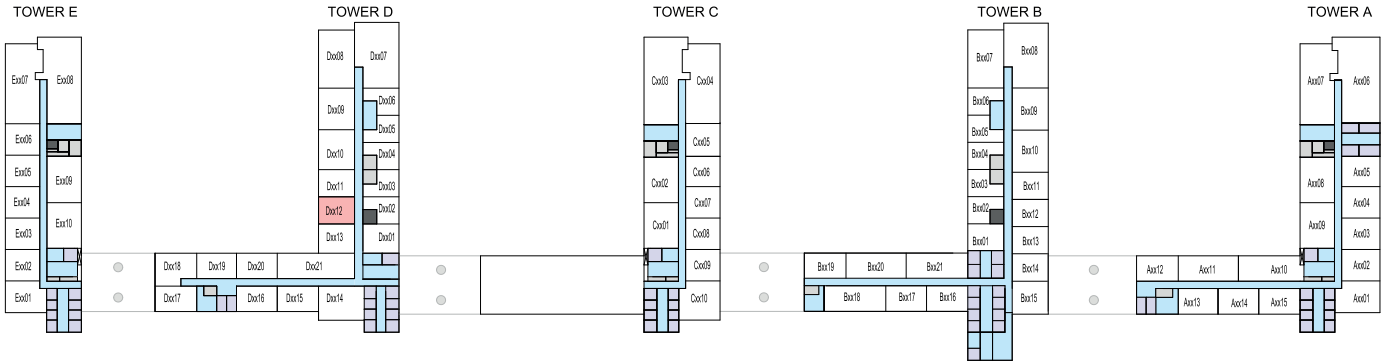
TYPE E (with study room + yard) VARIANT 5

TOTAL SALEABLE AREA

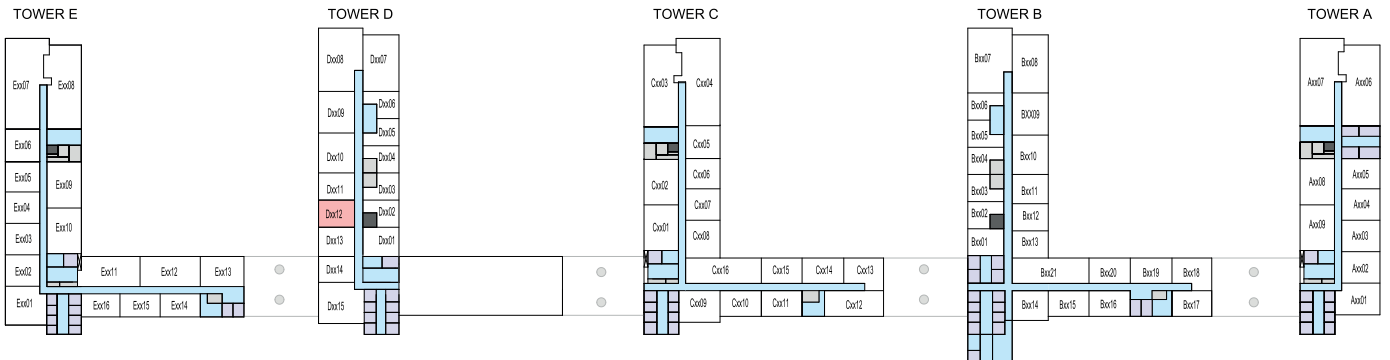
SUITE = 630.55 SQ.FT.

YARD = 115.50 SQ.FT.

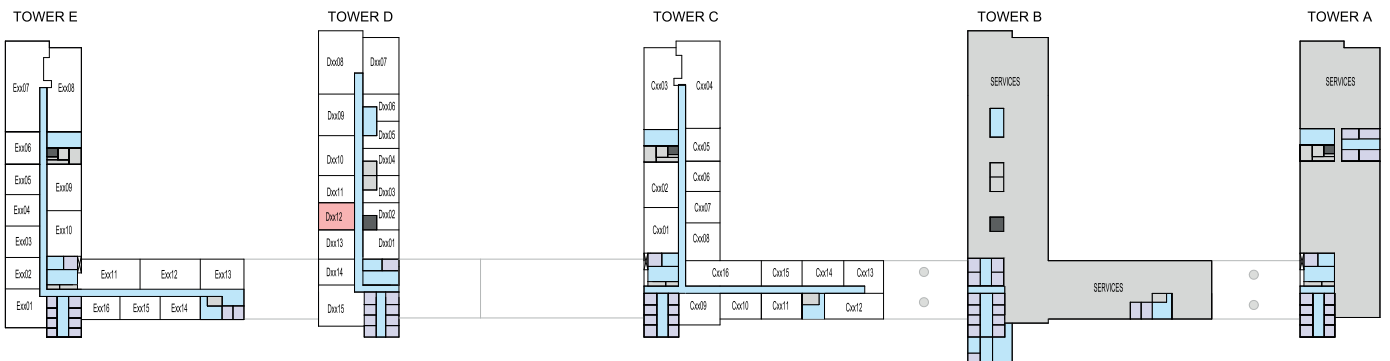
TOTAL = 746.05 SQ.FT.



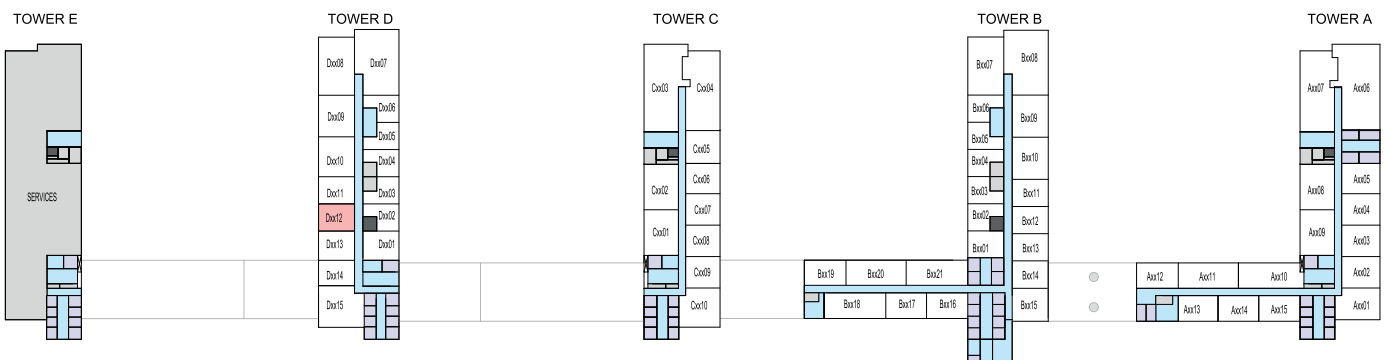
LEVEL 07,19



LEVEL 13



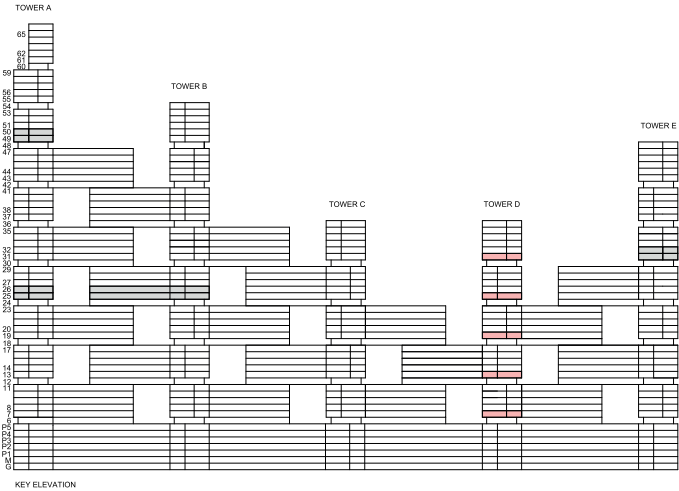
LEVEL 25



LEVEL 31

1.5 BEDROOM APARTMENT
TYPE E (with study room + yard) VARIANT 5

TOTAL SALEABLE AREA
SUITE = 630.55 SQ.FT.
YARD = 115.50 SQ.FT.
TOTAL = 746.05 SQ.FT.



List of unit numbers with this unit plan:

- VIEWS**
- Ras Al Khor, Amenities**
D712, D1312, D1912
- Ras Al Khor**
D2512, D3112

Disclaimer: 1. All dimensions are in metric, measured to wall finishes. 2. All materials, dimensions & drawings are approximate. 3. Information is subject to change without notice, at developer's absolute discretion. 4. Actual area may vary from the stated area. 5. Drawing are not to scale. 6. All images used are for illustrative purpose only and do not represent the actual size, features, specifications, fittings and furnishings. 7. The developer reserves the right to make revisions/ alterations, at its absolute discretion, without any liability whatsoever.

1.5 BEDROOM APARTMENT

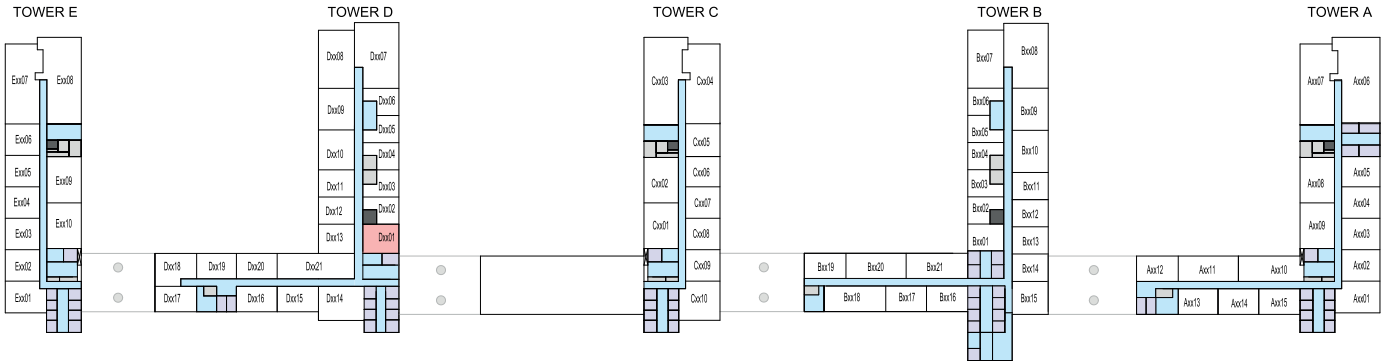
TYPE E (with study room + yard) VARIANT 6

TOTAL SALEABLE AREA

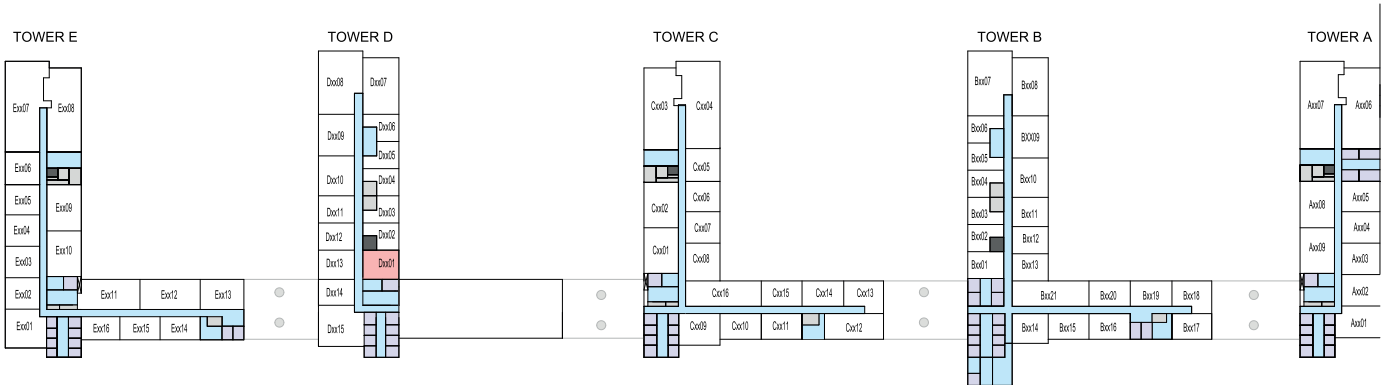
SUITE = 634.64 SQ.FT.

YARD = 115.50 SQ.FT.

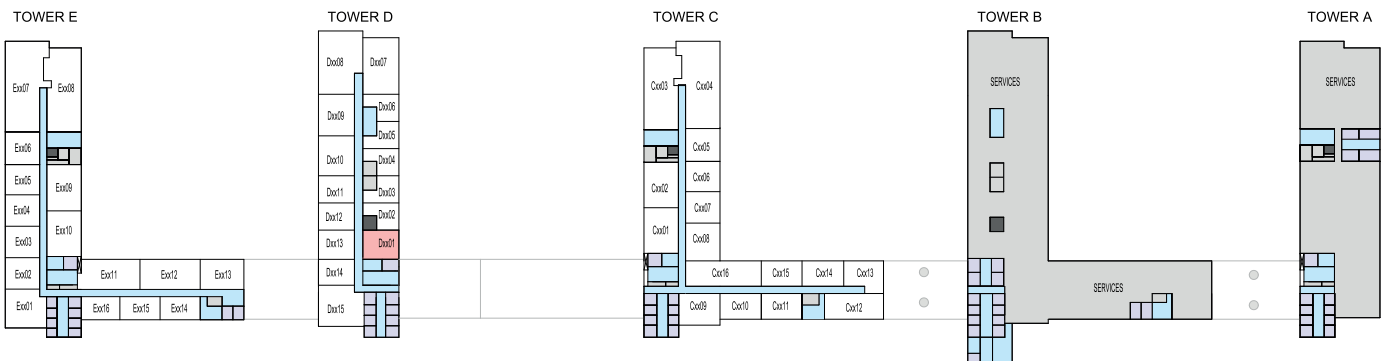
TOTAL = 750.14 SQ.FT.



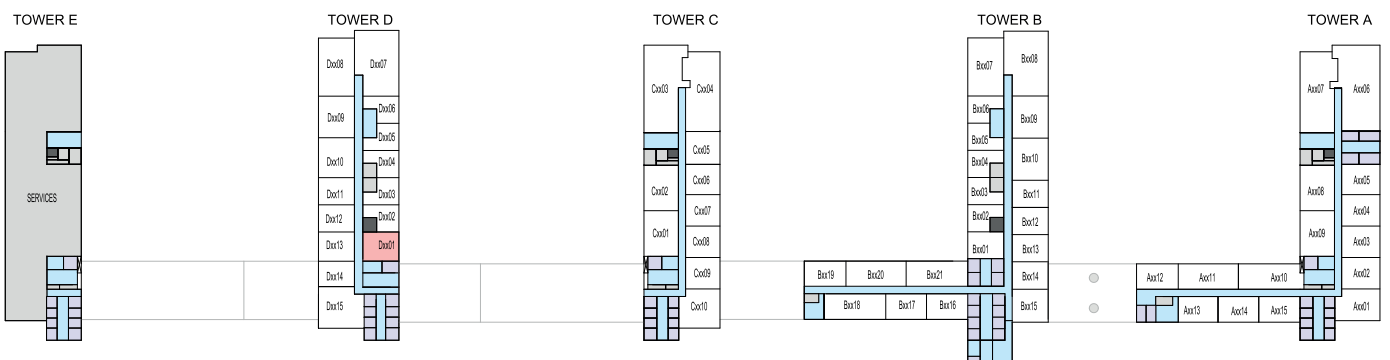
LEVEL 07,19



LEVEL 13



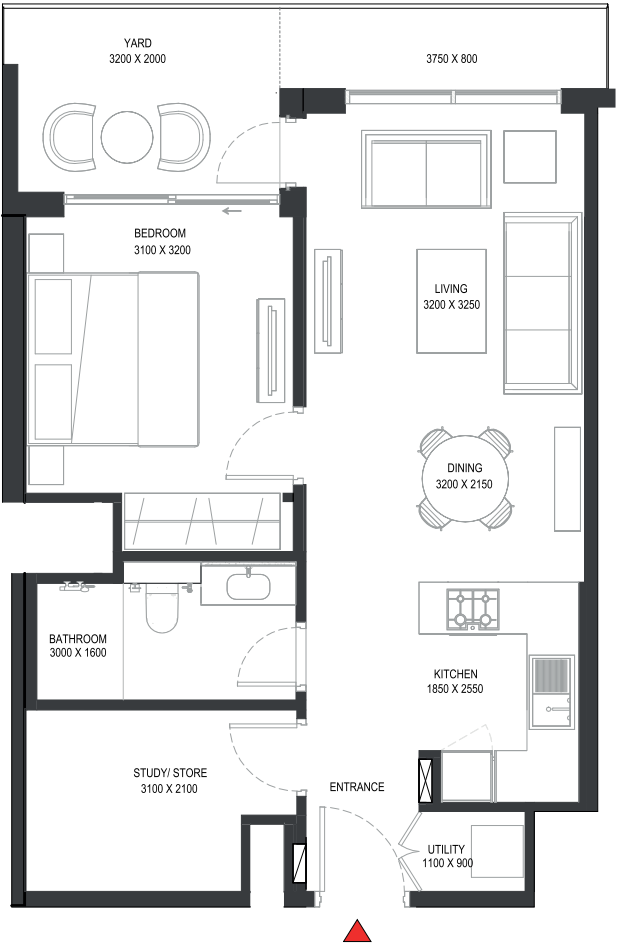
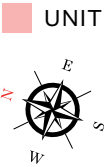
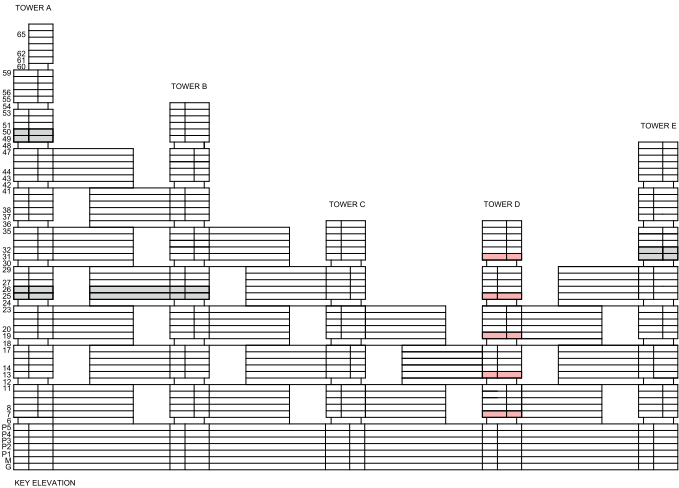
LEVEL 25



LEVEL 31

1.5 BEDROOM APARTMENT
TYPE E (with study room + yard) VARIANT 6

TOTAL SALEABLE AREA
SUITE = 634.64 SQ.FT.
YARD = 115.50 SQ.FT.
TOTAL = 750.14 SQ.FT.



List of unit numbers with this unit plan:

VIEWS

Creek, Amenities
D701

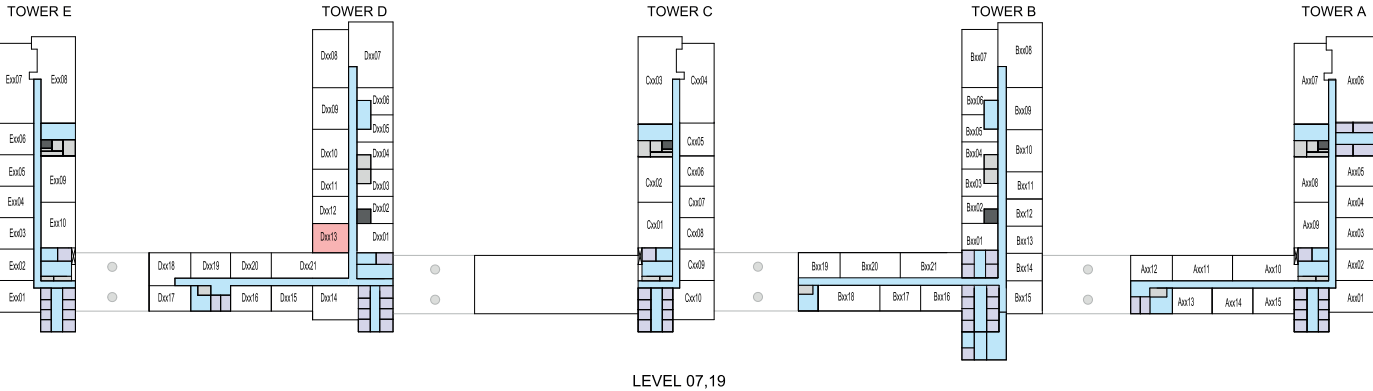
Creek, Golf Course, Amenities
D1301, D1901

Creek, Golf Course
D2501, D3101

Disclaimer: 1. All dimensions are in metric, measured to wall finishes. 2. All materials, dimensions & drawings are approximate. 3. Information is subject to change without notice, at developer's absolute discretion. 4. Actual area may vary from the stated area. 5. Drawing are not to scale. 6. All images used are for illustrative purpose only and do not represent the actual size, features, specifications, fittings and furnishings. 7. The developer reserves the right to make revisions/ alterations, at its absolute discretion, without any liability whatsoever.

1.5 BEDROOM APARTMENT
TYPE E (with study room + balcony) VARIANT 7

TOTAL SALEABLE AREA
SUITE = 672.42 SQ.FT.
BALCONY = 36.38 SQ.FT.
TOTAL = 708.80 SQ.FT.



LEVEL 07,19

Disclaimer: 1. All dimensions are in metric, measured to wall finishes. 2. All materials, dimensions & drawings are approximate. 3. Information is subject to change without notice, at developer's absolute discretion. 4. Actual area may vary from the stated area. 5. Drawing are not to scale. 6. All images used are for illustrative purpose only and do not represent the actual size, features, specifications, fittings and furnishings. 7. The developer reserves the right to make revisions/ alterations, at its absolute discretion, without any liability whatsoever.

1.5 BEDROOM APARTMENT

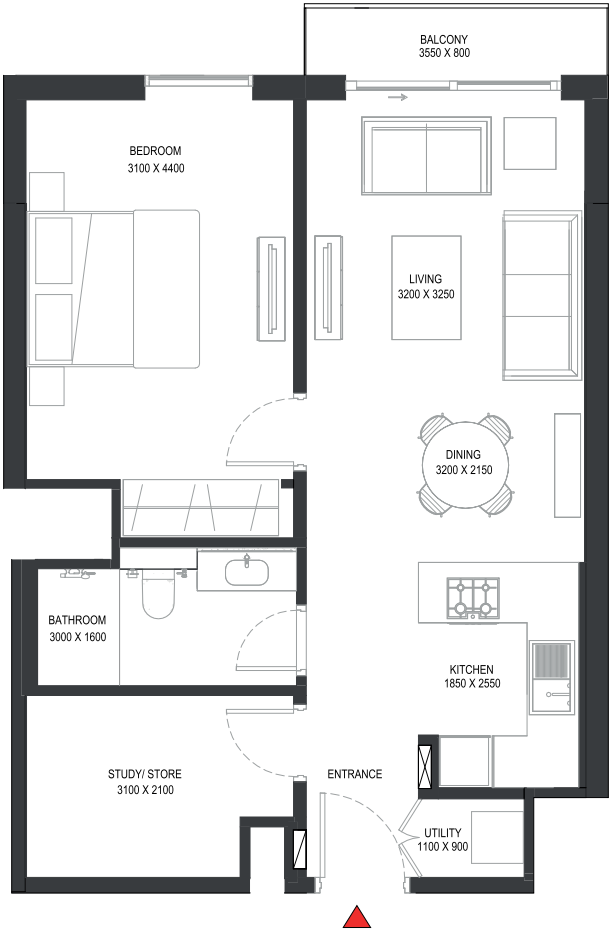
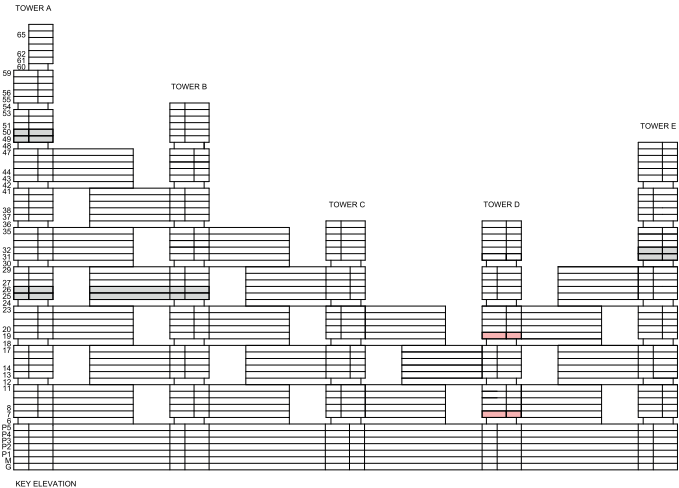
TYPE E (with study room + balcony) VARIANT 7

TOTAL SALEABLE AREA

SUITE = 672.42 SQ.FT.

BALCONY = 36.38 SQ.FT.

TOTAL = 708.80 SQ.FT.



List of unit numbers with this unit plan:

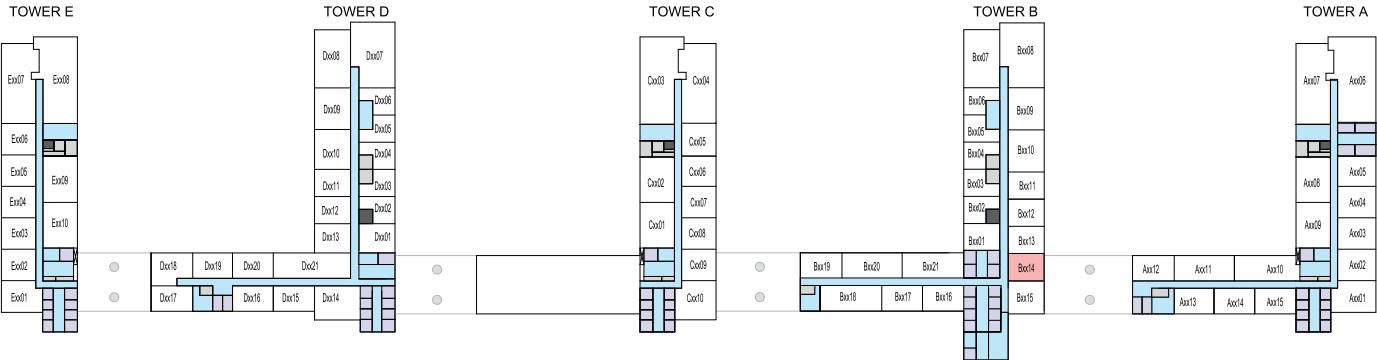
VIEWS

Ras Al Khor, Amenities

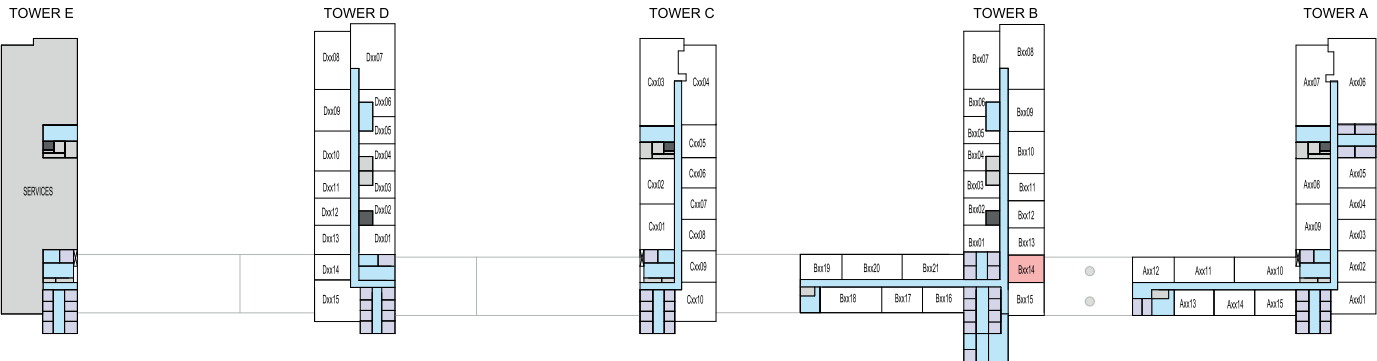
D713, D1913

1.5 BEDROOM APARTMENT
TYPE F (with study room + yard)

TOTAL SALEABLE AREA
SUITE = 618.17 SQ.FT.
YARD = 110.37 SQ.FT.
TOTAL = 728.54 SQ.FT.



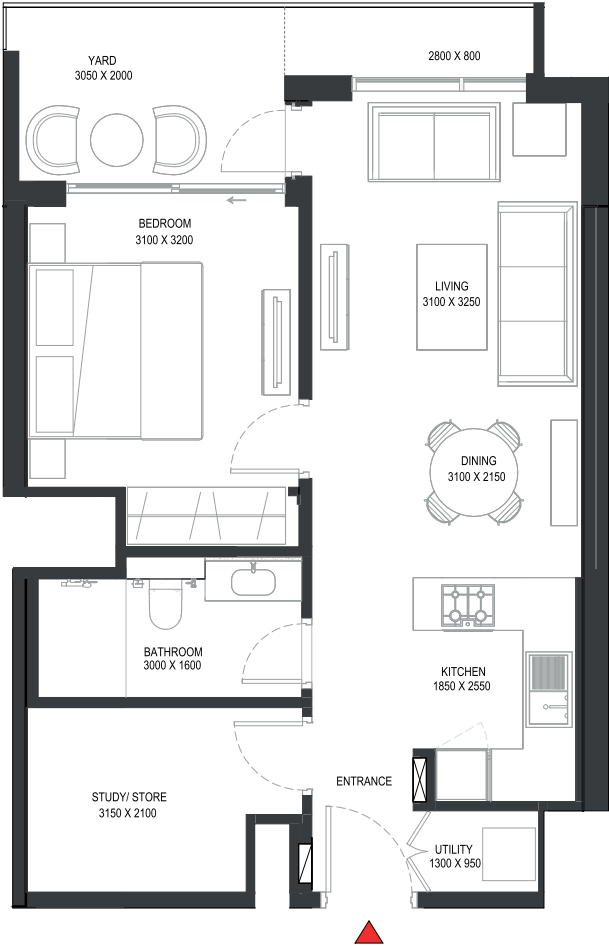
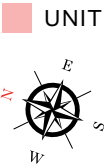
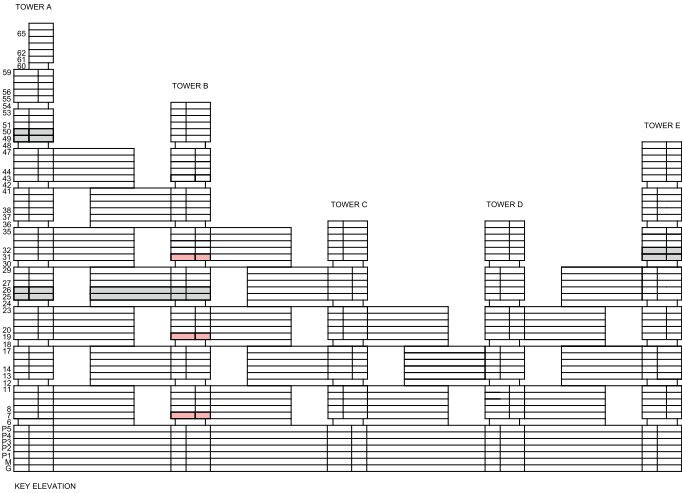
LEVEL 07,19



LEVEL 31

1.5 BEDROOM APARTMENT
TYPE F (with study room + yard)

TOTAL SALEABLE AREA
SUITE = 618.17 SQ.FT.
YARD = 110.37 SQ.FT.
TOTAL = 728.54 SQ.FT.



List of unit numbers with this unit plan:

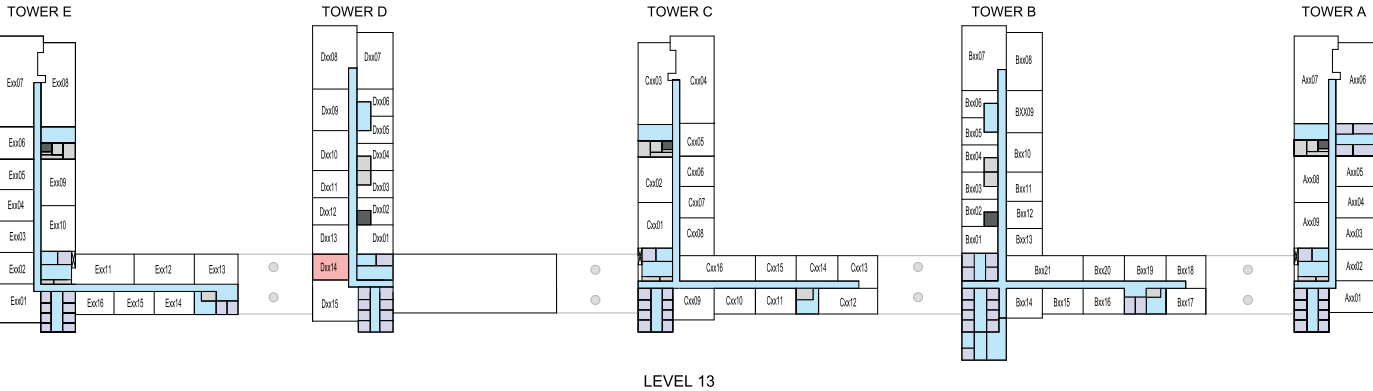
VIEWS

- Amenities, Creek
B714
- Golf Course, Amenities, Creek
B1914
- Golf Course, Creek
B3114

Disclaimer: 1. All dimensions are in metric, measured to wall finishes. 2. All materials, dimensions & drawings are approximate. 3. Information is subject to change without notice, at developer's absolute discretion. 4. Actual area may vary from the stated area. 5. Drawing are not to scale. 6. All images used are for illustrative purpose only and do not represent the actual size, features, specifications, fittings and furnishings. 7. The developer reserves the right to make revisions/ alterations, at its absolute discretion, without any liability whatsoever.

1.5 BEDROOM APARTMENT
TYPE F (with study room + yard) VARIANT 1

TOTAL SALEABLE AREA
SUITE = 619.57 SQ.FT.
YARD = 102.15 SQ.FT.
TOTAL = 721.72 SQ.FT.

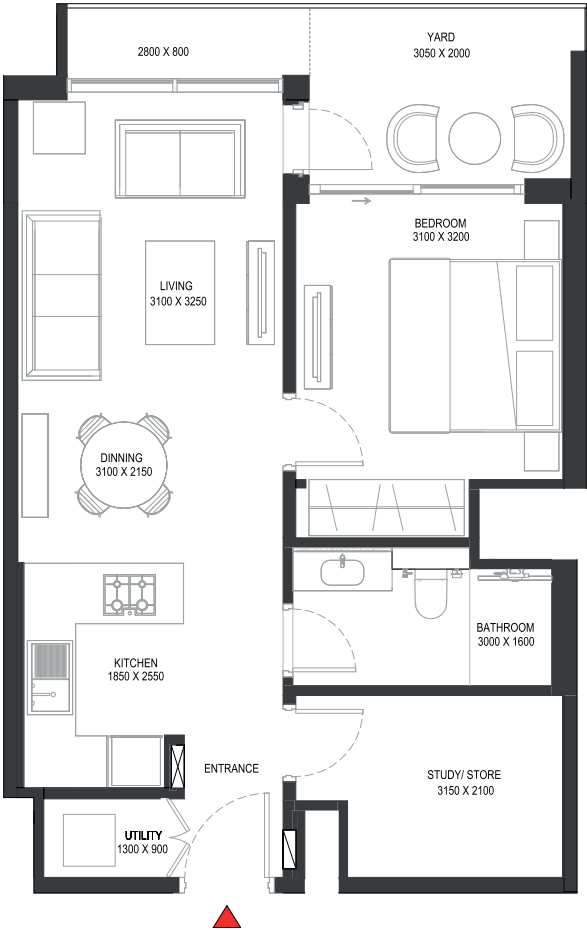
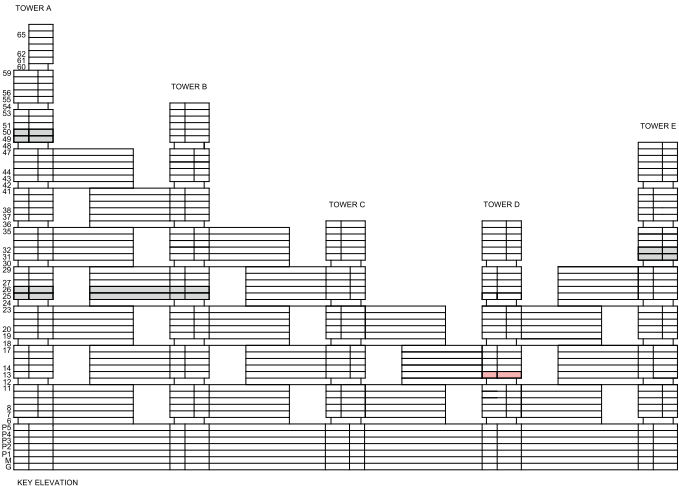


LEVEL 13

Disclaimer: 1. All dimensions are in metric, measured to wall finishes. 2. All materials, dimensions & drawings are approximate. 3. Information is subject to change without notice, at developer's absolute discretion. 4. Actual area may vary from the stated area. 5. Drawing are not to scale. 6. All images used are for illustrative purpose only and do not represent the actual size, features, specifications, fittings and furnishings. 7. The developer reserves the right to make revisions/ alterations, at its absolute discretion, without any liability whatsoever.

1.5 BEDROOM APARTMENT
TYPE F (with study room + yard) VARIANT 1

TOTAL SALEABLE AREA
SUITE = 619.57 SQ.FT.
YARD = 102.15 SQ.FT.
TOTAL = 721.72 SQ.FT.



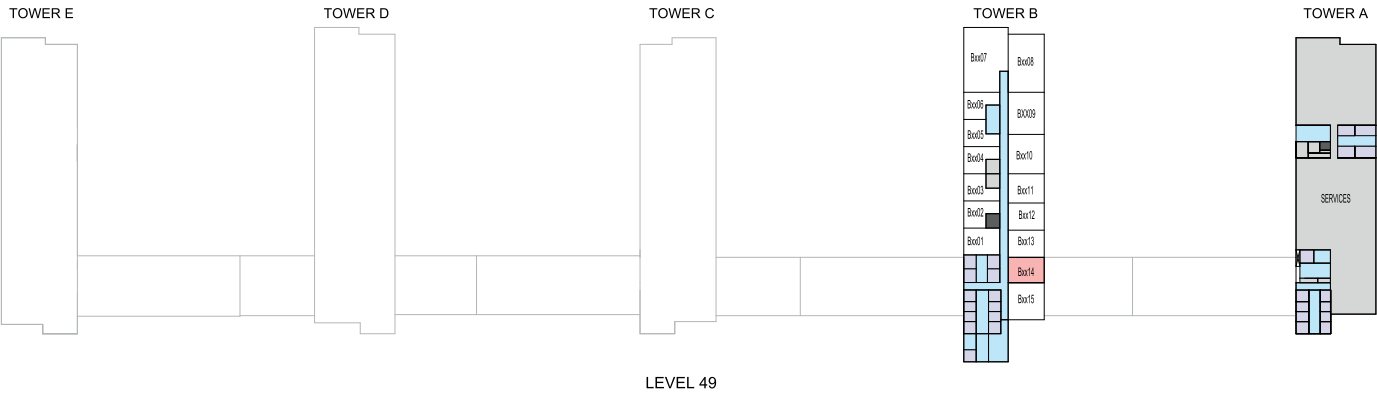
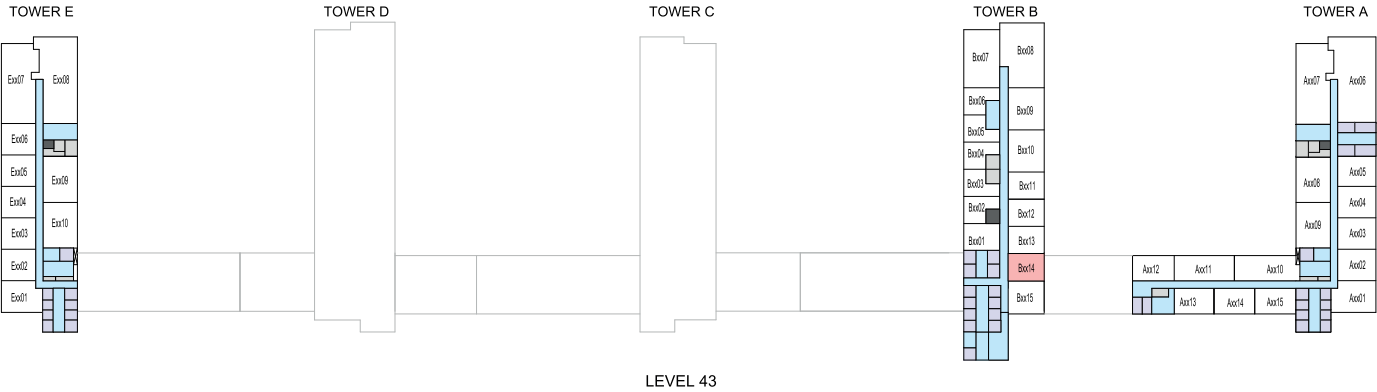
List of unit numbers with this unit plan:

VIEWS
Ras Al Khor, Amenities
D1314

Disclaimer: 1. All dimensions are in metric, measured to wall finishes. 2. All materials, dimensions & drawings are approximate. 3. Information is subject to change without notice, at developer's absolute discretion. 4. Actual area may vary from the stated area. 5. Drawing are not to scale. 6. All images used are for illustrative purpose only and do not represent the actual size, features, specifications, fittings and furnishings. 7. The developer reserves the right to make revisions/ alterations, at its absolute discretion, without any liability whatsoever.

1.5 BEDROOM APARTMENT
TYPE F (with study room + yard) VARIANT 2

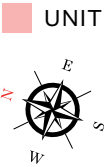
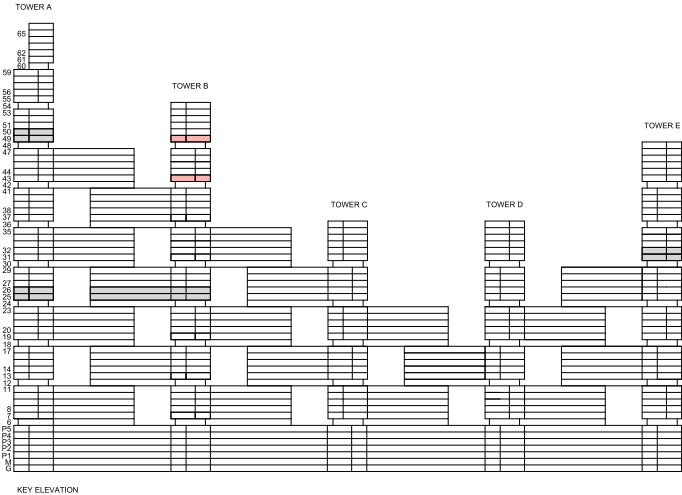
TOTAL SALEABLE AREA
SUITE RANGE = 618.17 SQ.FT. - 619.57 SQ.FT.
YARD RANGE = 109.68 SQ.FT. - 110.37 SQ.FT.
TOTAL RANGE = 728.54 SQ.FT. - 729.25 SQ.FT.



Disclaimer: 1. All dimensions are in metric, measured to wall finishes. 2. All materials, dimensions & drawings are approximate. 3. Information is subject to change without notice, at developer's absolute discretion. 4. Actual area may vary from the stated area. 5. Drawing are not to scale. 6. All images used are for illustrative purpose only and do not represent the actual size, features, specifications, fittings and furnishings. 7. The developer reserves the right to make revisions/ alterations, at its absolute discretion, without any liability whatsoever.

1.5 BEDROOM APARTMENT
TYPE F (with study room + yard) VARIANT 2

TOTAL SALEABLE AREA
SUITE RANGE = 618.17 SQ.FT. - 619.57 SQ.FT.
YARD RANGE = 109.68 SQ.FT. - 110.37 SQ.FT.
TOTAL RANGE = 728.54 SQ.FT. - 729.25 SQ.FT.



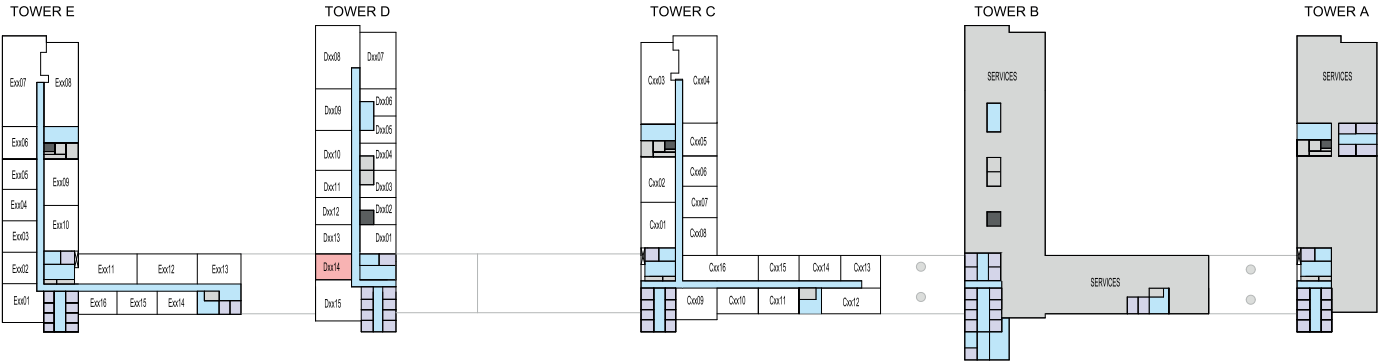
List of unit numbers with this unit plan:

VIEWS
Golf Course, Creek
B4314, B4914

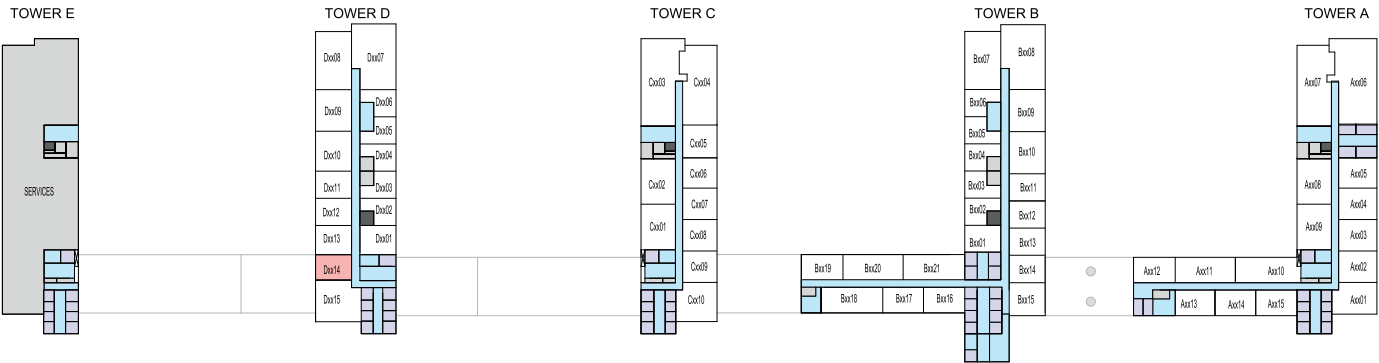
Disclaimer: 1. All dimensions are in metric, measured to wall finishes. 2. All materials, dimensions & drawings are approximate. 3. Information is subject to change without notice, at developer's absolute discretion. 4. Actual area may vary from the stated area. 5. Drawing are not to scale. 6. All images used are for illustrative purpose only and do not represent the actual size, features, specifications, fittings and furnishings. 7. The developer reserves the right to make revisions/ alterations, at its absolute discretion, without any liability whatsoever.

1.5 BEDROOM APARTMENT
TYPE F (with study room + yard) VARIANT 3

TOTAL SALEABLE AREA
SUITE = 619.57 SQ.FT.
YARD = 109.68 SQ.FT.
TOTAL = 729.25 SQ.FT.



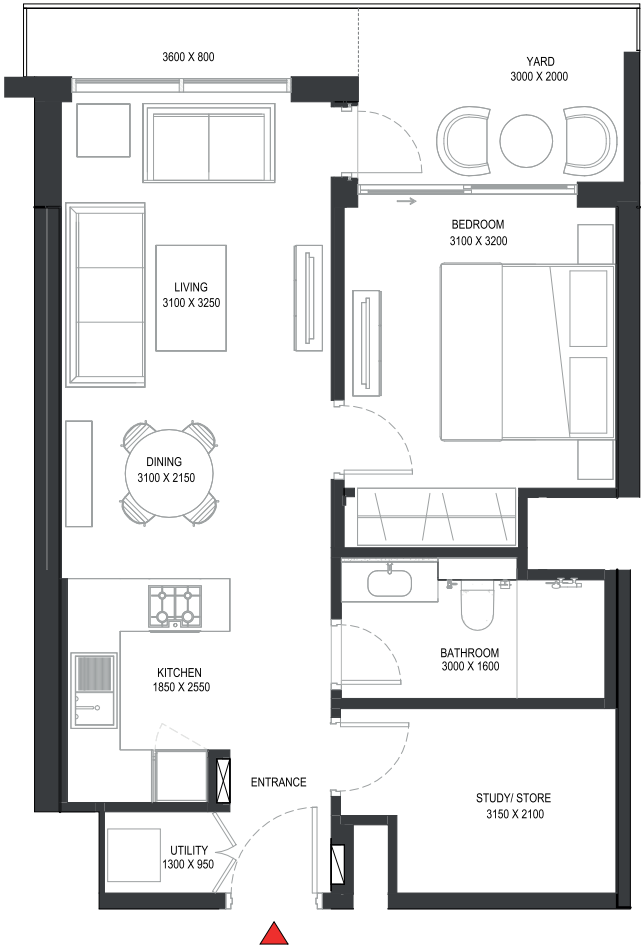
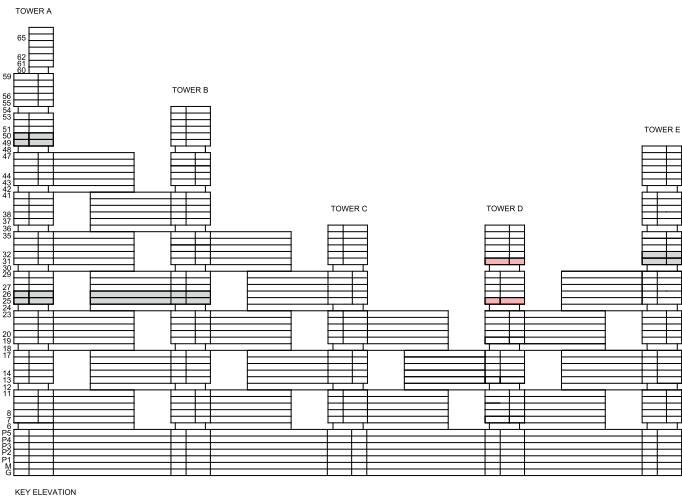
LEVEL 25



LEVEL 31

1.5 BEDROOM APARTMENT
TYPE F (with study room + yard) VARIANT 3

TOTAL SALEABLE AREA
SUITE = 619.57 SQ.FT.
YARD = 109.68 SQ.FT.
TOTAL = 729.25 SQ.FT.



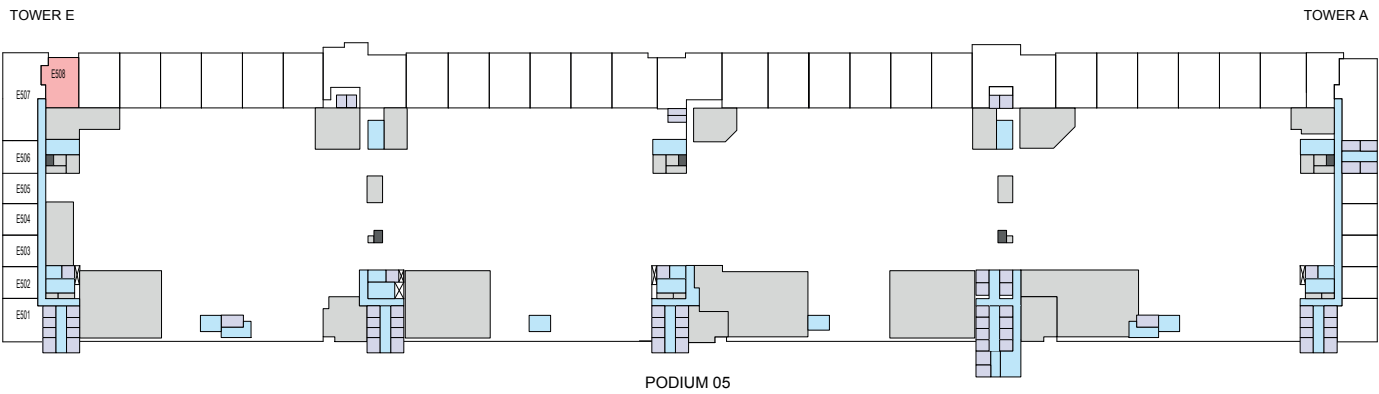
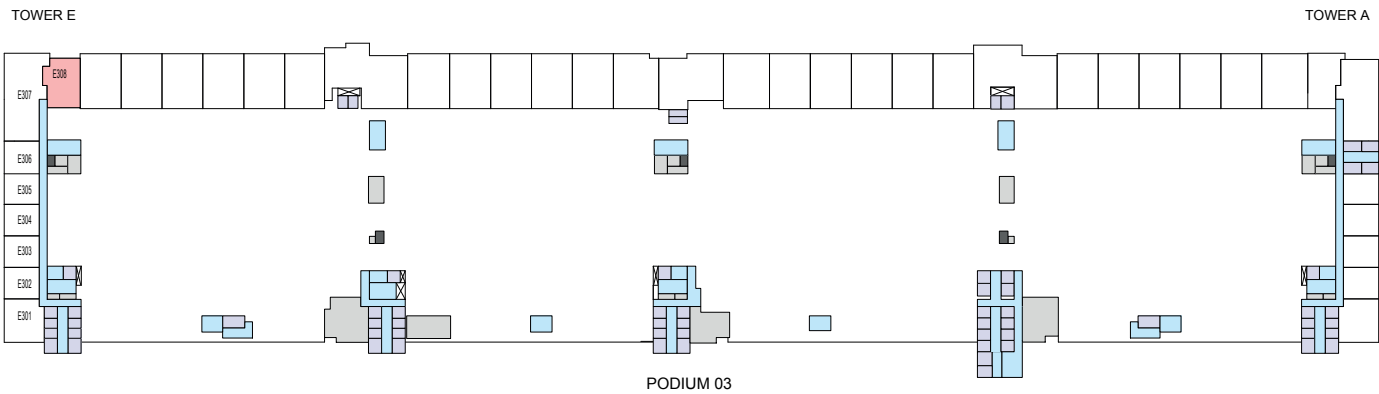
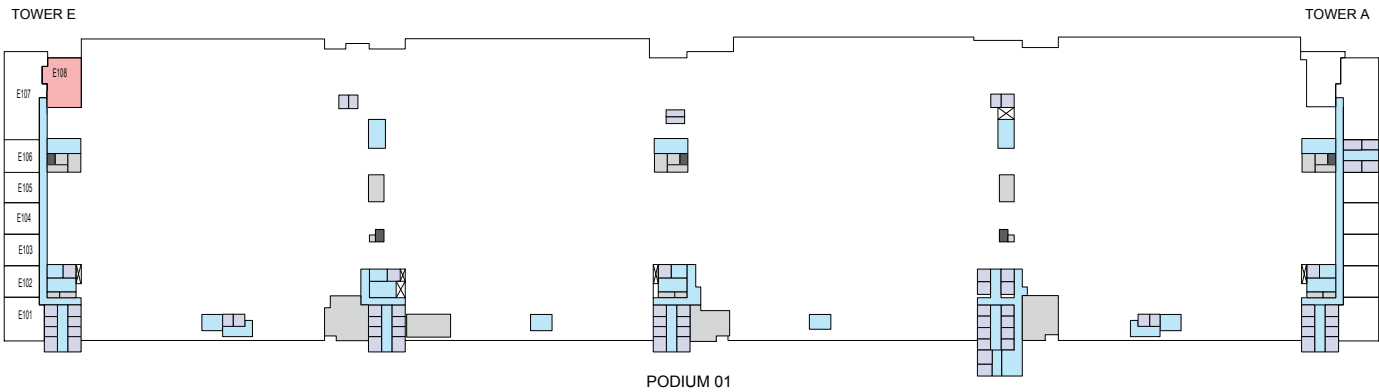
List of unit numbers with this unit plan:

VIEWS
Ras Al Khor
D2514, D3114

Disclaimer: 1. All dimensions are in metric, measured to wall finishes. 2. All materials, dimensions & drawings are approximate. 3. Information is subject to change without notice, at developer's absolute discretion. 4. Actual area may vary from the stated area. 5. Drawing are not to scale. 6. All images used are for illustrative purpose only and do not represent the actual size, features, specifications, fittings and furnishings. 7. The developer reserves the right to make revisions/ alterations, at its absolute discretion, without any liability whatsoever.

1.5 BEDROOM APARTMENT
TYPE G (with study room, store room and powder room + balcony)

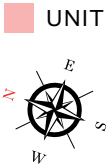
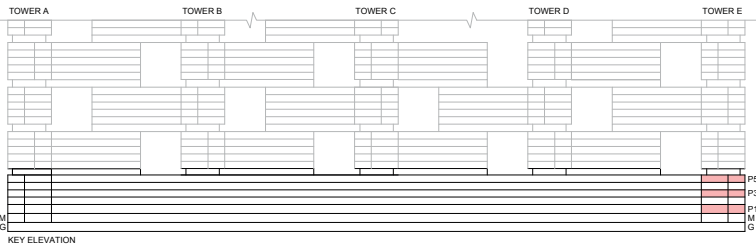
TOTAL SALEABLE AREA
SUITE RANGE = 1,056.05 SQ.FT.- 1,059.06 SQ.FT.
BALCONY = 140.04 SQ.FT.
TOTAL RANGE = 1,196.09 SQ.FT.- 1,199.10 SQ.FT.



Disclaimer: 1. All dimensions are in metric, measured to wall finishes. 2. All materials, dimensions & drawings are approximate. 3. Information is subject to change without notice, at developer's absolute discretion. 4. Actual area may vary from the stated area. 5. Drawing are not to scale. 6. All images used are for illustrative purpose only and do not represent the actual size, features, specifications, fittings and furnishings. 7. The developer reserves the right to make revisions/ alterations, at its absolute discretion, without any liability whatsoever.

1.5 BEDROOM APARTMENT
TYPE G (with study room, store room and powder room + balcony)

TOTAL SALEABLE AREA
SUITE RANGE = 1,056.05 SQ.FT.- 1,059.06 SQ.FT.
BALCONY = 140.04 SQ.FT.
TOTAL RANGE = 1,196.09 SQ.FT.- 1,199.10 SQ.FT.



List of unit numbers with this unit plan:

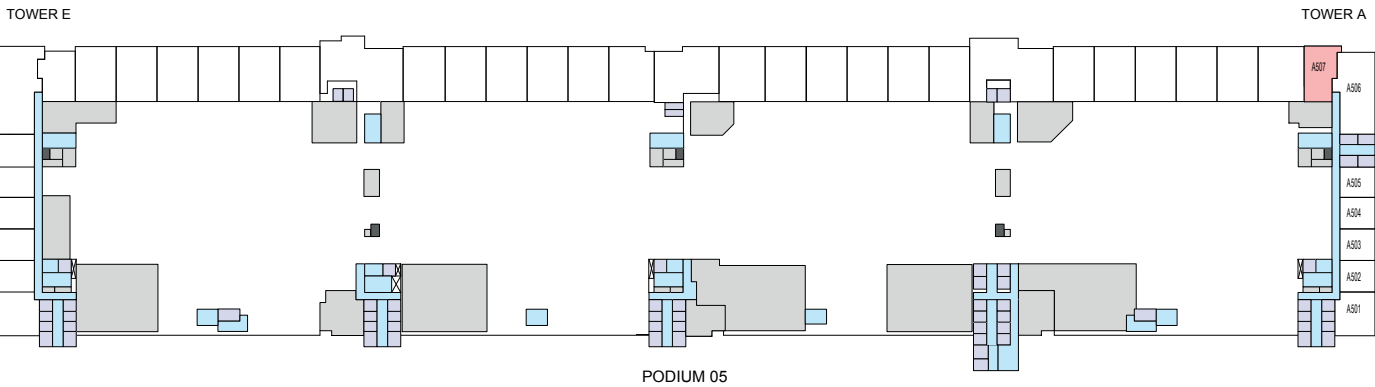
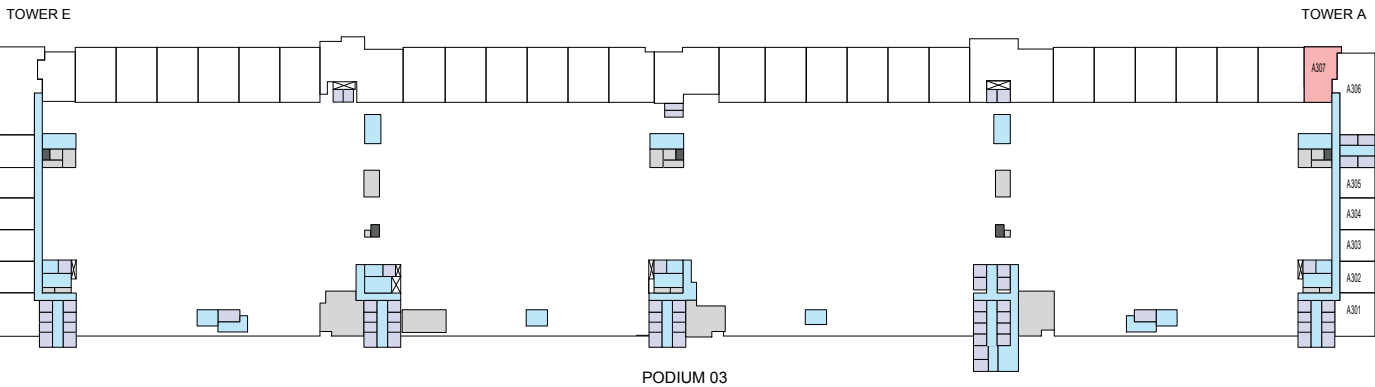
VIEWS

Community
E108, E308, E508

Disclaimer: 1. All dimensions are in metric, measured to wall finishes. 2. All materials, dimensions & drawings are approximate. 3. Information is subject to change without notice, at developer's absolute discretion. 4. Actual area may vary from the stated area. 5. Drawing are not to scale. 6. All images used are for illustrative purpose only and do not represent the actual size, features, specifications, fittings and furnishings. 7. The developer reserves the right to make revisions/ alterations, at its absolute discretion, without any liability whatsoever.

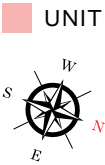
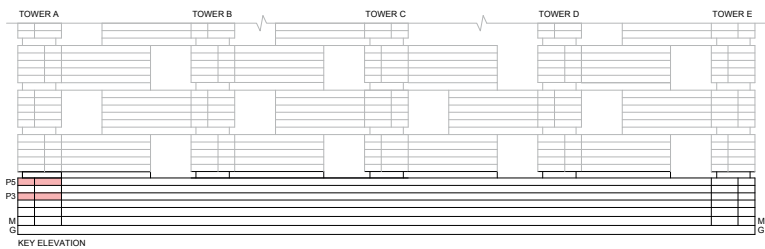
1.5 BEDROOM APARTMENT
TYPE H (with store room and powder room + balcony)

TOTAL SALEABLE AREA
SUITE = 1,086.94 SQ.FT.
BALCONY = 68.03 SQ.FT.
TOTAL = 1,154.97 SQ.FT.



1.5 BEDROOM APARTMENT
TYPE H (with store room and powder room + balcony)

TOTAL SALEABLE AREA
SUITE = 1,086.94 SQ.FT.
BALCONY = 68.03 SQ.FT.
TOTAL = 1,154.97 SQ.FT.



List of unit numbers with this unit plan:

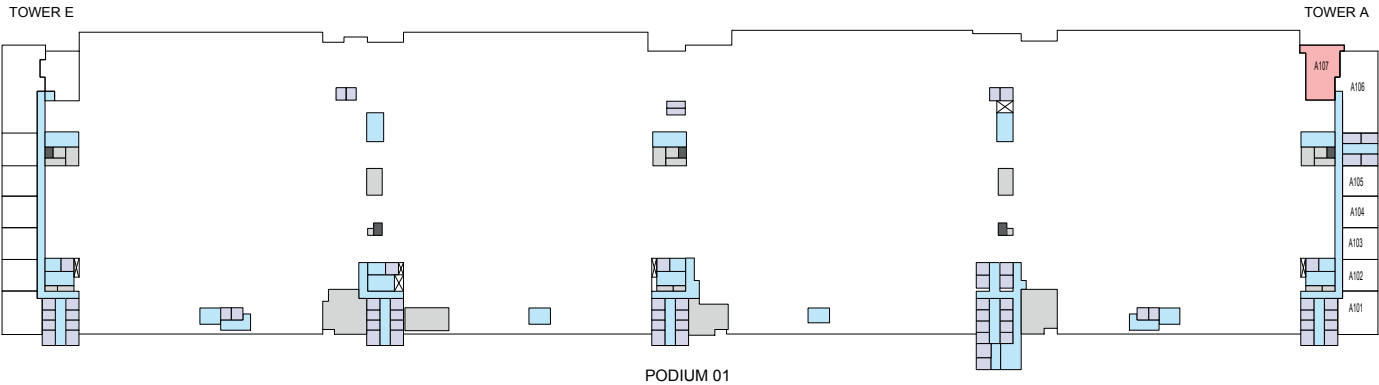
VIEWS

Community
A307, A507

Disclaimer: 1. All dimensions are in metric, measured to wall finishes. 2. All materials, dimensions & drawings are approximate. 3. Information is subject to change without notice, at developer's absolute discretion. 4. Actual area may vary from the stated area. 5. Drawing are not to scale. 6. All images used are for illustrative purpose only and do not represent the actual size, features, specifications, fittings and furnishings. 7. The developer reserves the right to make revisions/ alterations, at its absolute discretion, without any liability whatsoever.

1.5 BEDROOM APARTMENT
TYPE H (with store room and powder room + balcony) VARIANT 1

TOTAL SALEABLE AREA
SUITE = 1,078.11 SQ.FT.
BALCONY = 107.42 SQ.FT.
TOTAL = 1,185.53 SQ.FT.



Disclaimer: 1. All dimensions are in metric, measured to wall finishes. 2. All materials, dimensions & drawings are approximate. 3. Information is subject to change without notice, at developer's absolute discretion. 4. Actual area may vary from the stated area. 5. Drawing are not to scale. 6. All images used are for illustrative purpose only and do not represent the actual size, features, specifications, fittings and furnishings. 7. The developer reserves the right to make revisions/ alterations, at its absolute discretion, without any liability whatsoever.

1.5 BEDROOM APARTMENT

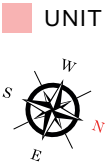
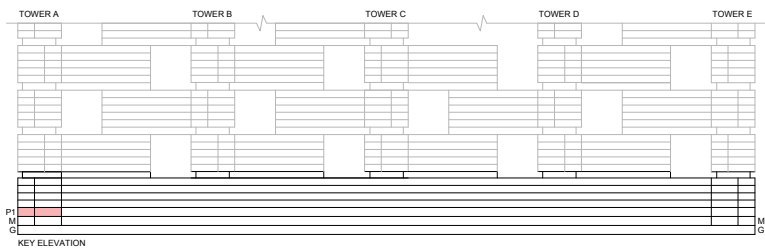
TYPE H (with store room and powder room + balcony) VARIANT 1

TOTAL SALEABLE AREA

SUITE = 1,078.11 SQ.FT.

BALCONY = 107.42 SQ.FT.

TOTAL = 1,185.53 SQ.FT.



List of unit numbers with this unit plan:

VIEWS

Community
A107

Disclaimer: 1. All dimensions are in metric, measured to wall finishes. 2. All materials, dimensions & drawings are approximate. 3. Information is subject to change without notice, at developer's absolute discretion. 4. Actual area may vary from the stated area. 5. Drawing are not to scale. 6. All images used are for illustrative purpose only and do not represent the actual size, features, specifications, fittings and furnishings. 7. The developer reserves the right to make revisions/ alterations, at its absolute discretion, without any liability whatsoever.

2 BEDBROOM

UNIT PLAN LAYOUTS



SOBHA ONE

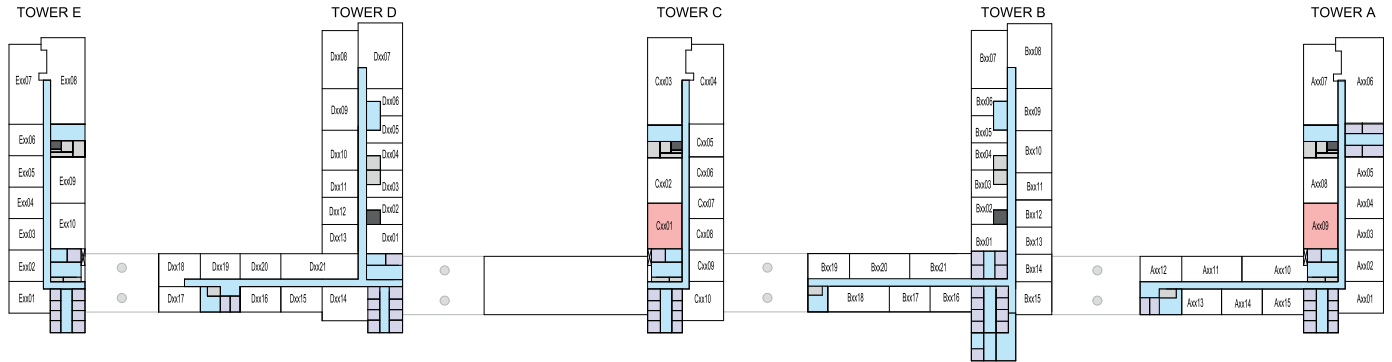
2 BEDROOM APARTMENT

TYPE A (with powder room + balcony)

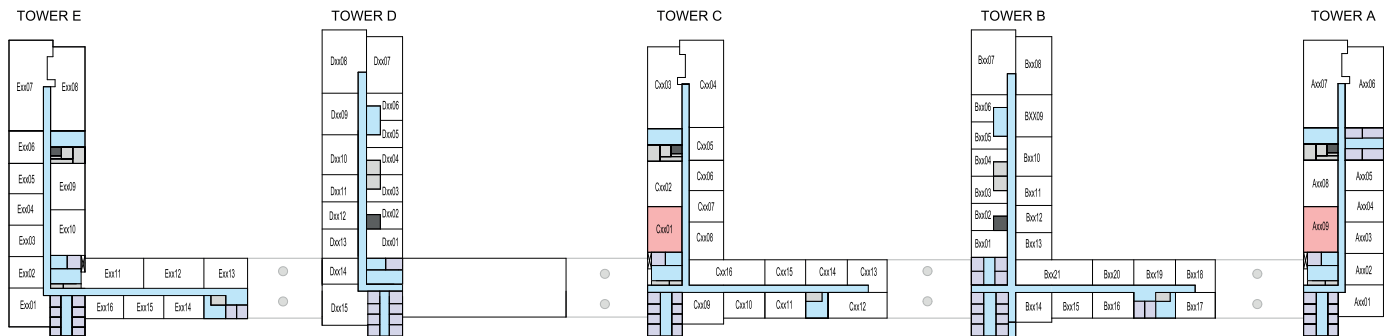
TOTAL SALEABLE AREA

SUITE = 1,034.63 SQ.FT.

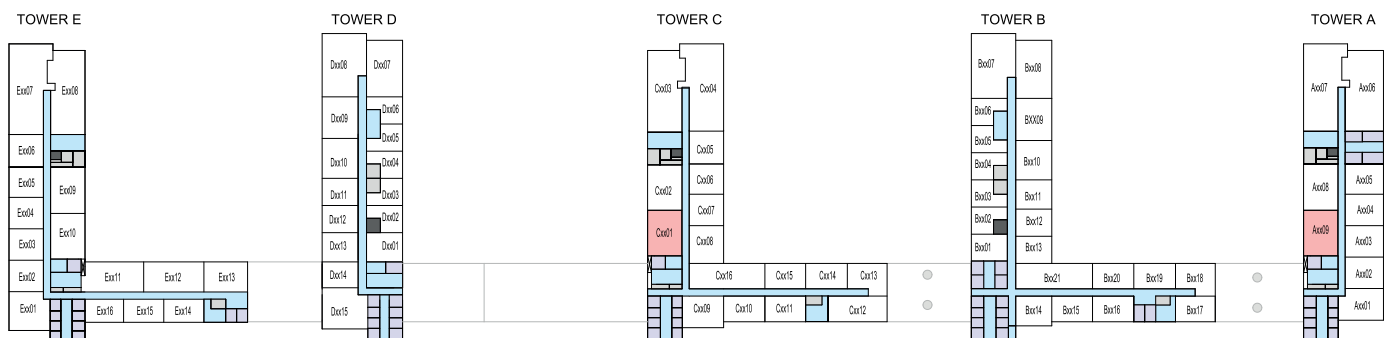
BALCONY = 64.69 SQ.FT.



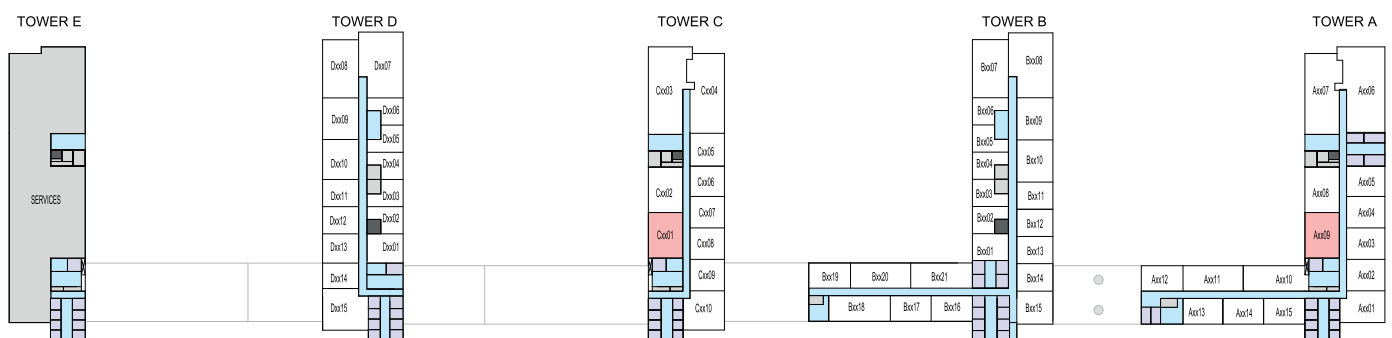
LEVEL 8-11,20-23



LEVEL 14-17



LEVEL 27-29

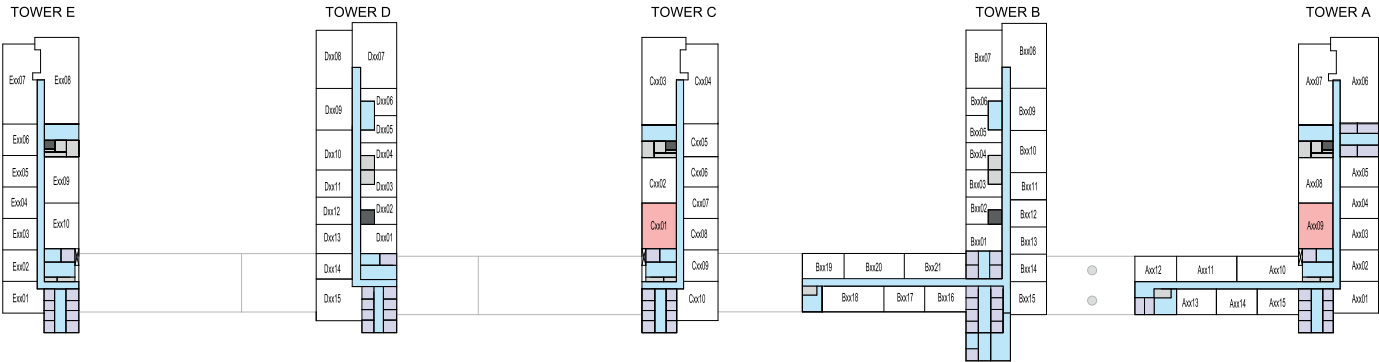


LEVEL 32

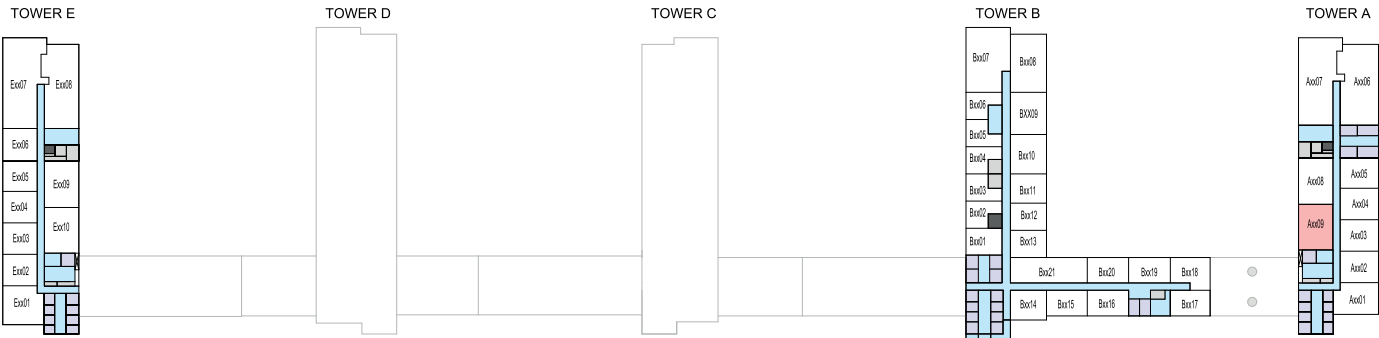
Disclaimer: 1. All dimensions are in metric, measured to wall finishes. 2. All materials, dimensions & drawings are approximate. 3. Information is subject to change without notice, at developer's absolute discretion. 4. Actual area may vary from the stated area. 5. Drawing are not to scale. 6. All images used are for illustrative purpose only and do not represent the actual size, features, specifications, fittings and furnishings. 7. The developer reserves the right to make revisions/ alterations, at its absolute discretion, without any liability whatsoever.

2 BEDROOM APARTMENT
TYPE A (with powder room + balcony)

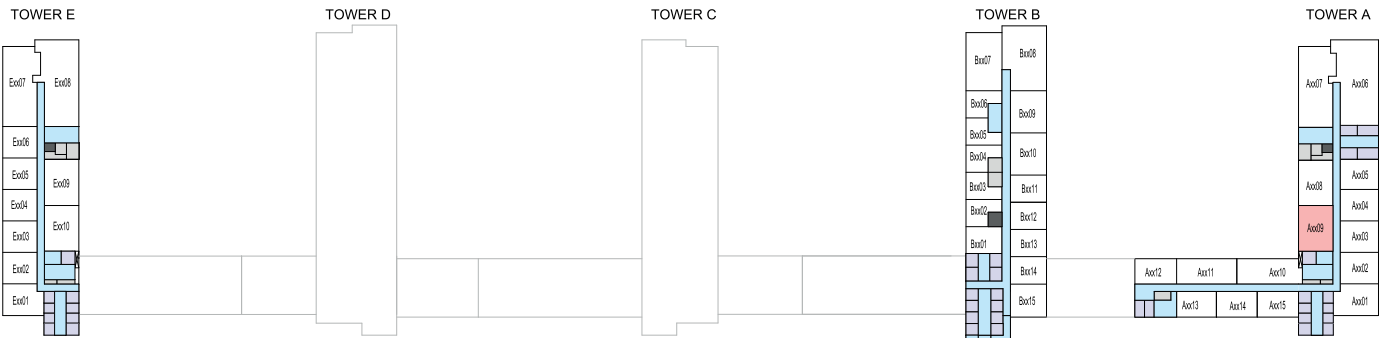
TOTAL SALEABLE AREA
SUITE = 1,034.63 SQ.FT.
BALCONY = 64.69 SQ.FT.
TOTAL = 1,099.32 SQ.FT.



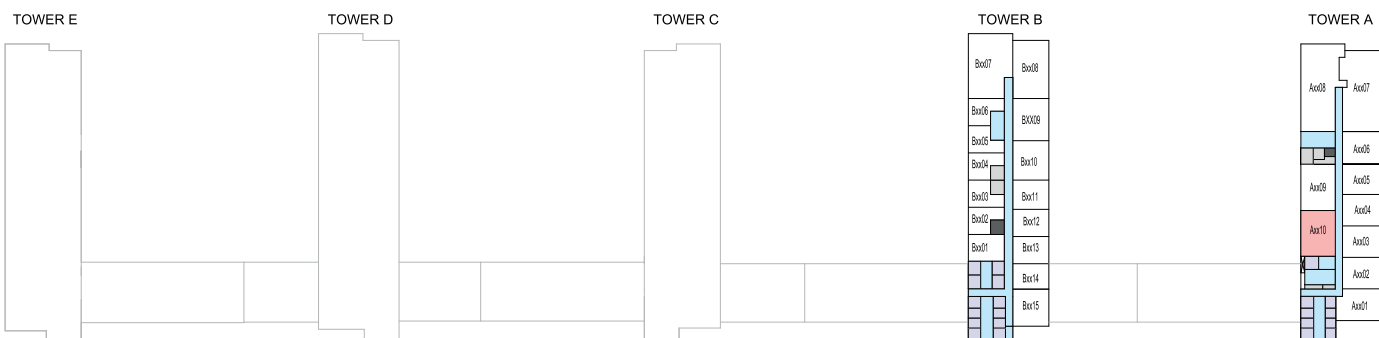
LEVEL 33-35



LEVEL 38-41



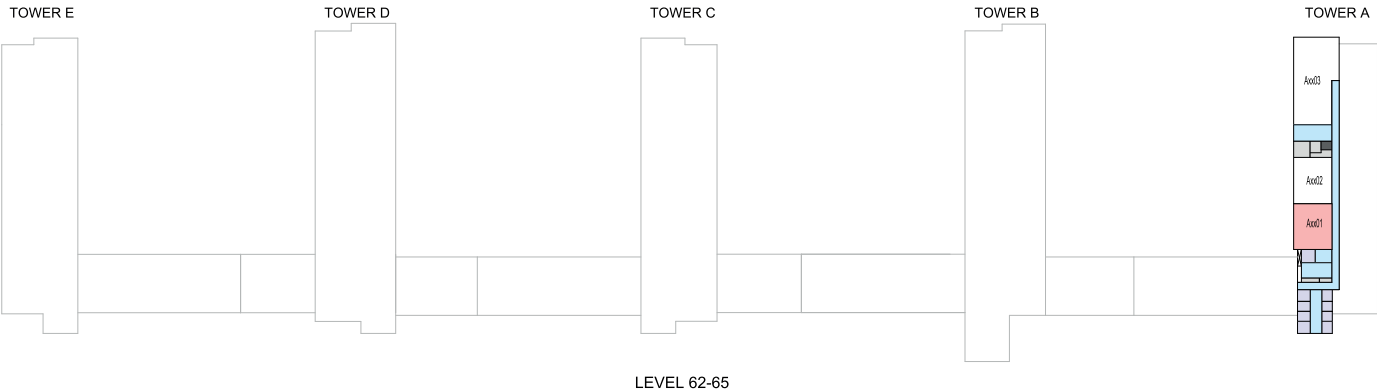
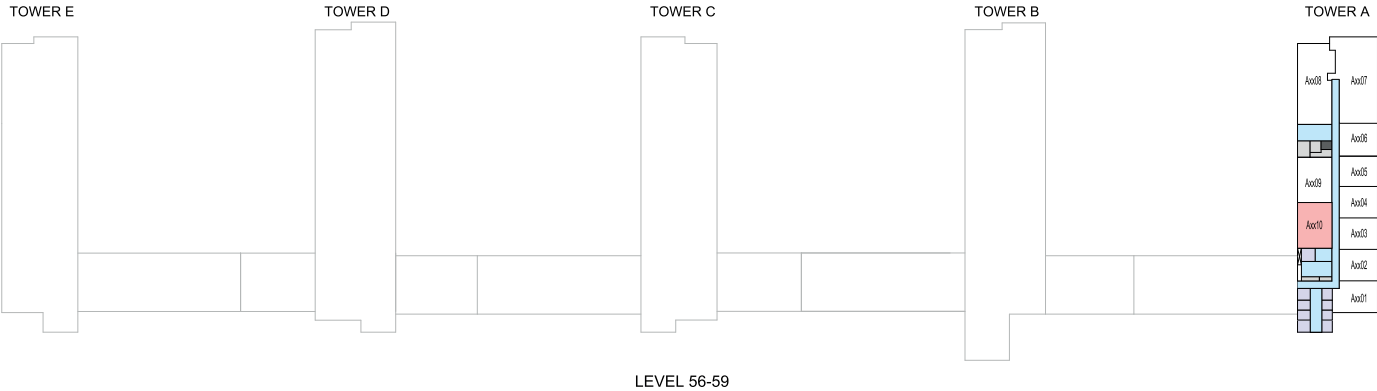
LEVEL 44-47



LEVEL 51-53

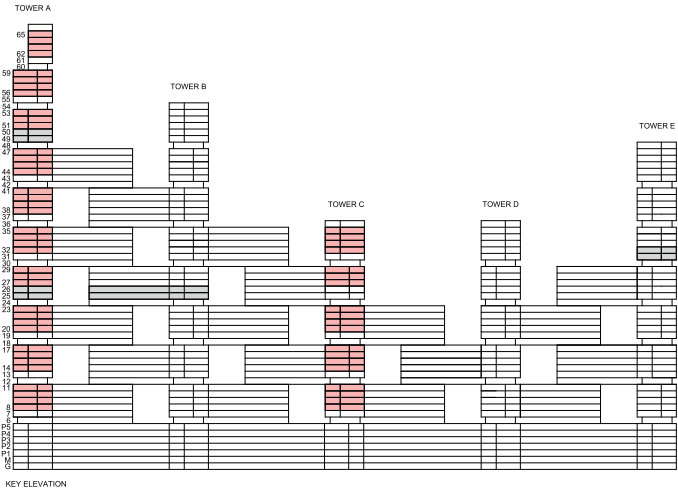
2 BEDROOM APARTMENT
TYPE A (with powder room + balcony)

TOTAL SALEABLE AREA
SUITE = 1,034.63 SQ.FT.
BALCONY = 64.69 SQ.FT.
TOTAL = 1,099.32 SQ.FT.



2 BEDROOM APARTMENT
TYPE A (with powder room + balcony)

TOTAL SALEABLE AREA
SUITE = 1,034.63 SQ.FT.
BALCONY = 64.69 SQ.FT.
TOTAL = 1,099.32 SQ.FT.



List of unit numbers with this unit plan:

VIEWS

Ras Al Khor, Amenities

A809, A909, C801, C901, C1001, C1101

Ras Al Khor, Golf Course, Amenities

A1009, A1109, A1409, A1509, A1609, A1709, A2009, A2109, A2209, A2309, C1401, C1501, C1601, C1701, C2001, C2101, C2201, C2301

Ras Al Khor, Golf Course

A2709, A2809, A2909, A3209, A3309, A3409, A3509, A3809, A3909, A4009, A4109, A4409, A4509, A4609, A4709, A5110, A5210, A5310, A5610, A5710, A5810, A5910, A6201, A6301, A6401, A6501, C2701, C2801, C2901, C3201, C3301, C3401, C3501

Disclaimer: 1. All dimensions are in metric, measured to wall finishes. 2. All materials, dimensions & drawings are approximate. 3. Information is subject to change without notice, at developer's absolute discretion. 4. Actual area may vary from the stated area. 5. Drawing are not to scale. 6. All images used are for illustrative purpose only and do not represent the actual size, features, specifications, fittings and furnishings. 7. The developer reserves the right to make revisions/ alterations, at its absolute discretion, without any liability whatsoever.

2 BEDROOM APARTMENT

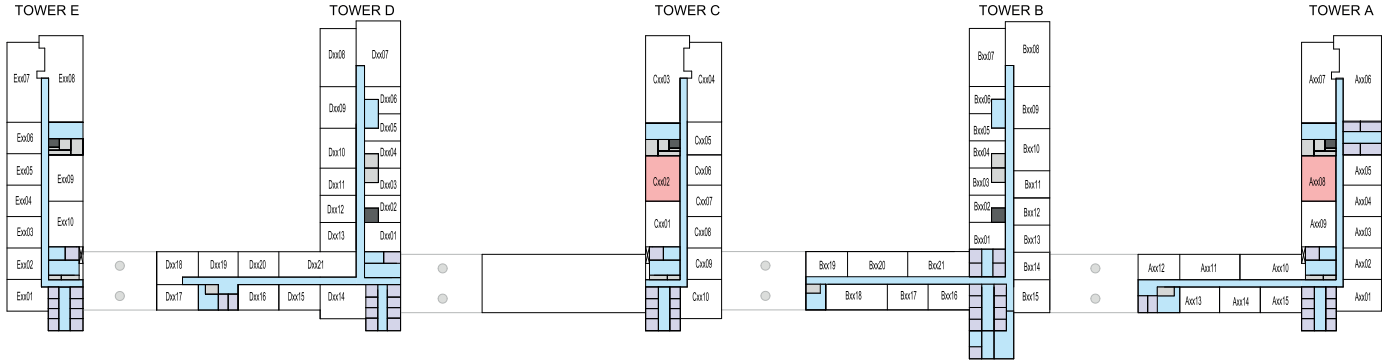
TYPE A (with powder room + balcony) VARIANT 1

TOTAL SALEABLE AREA

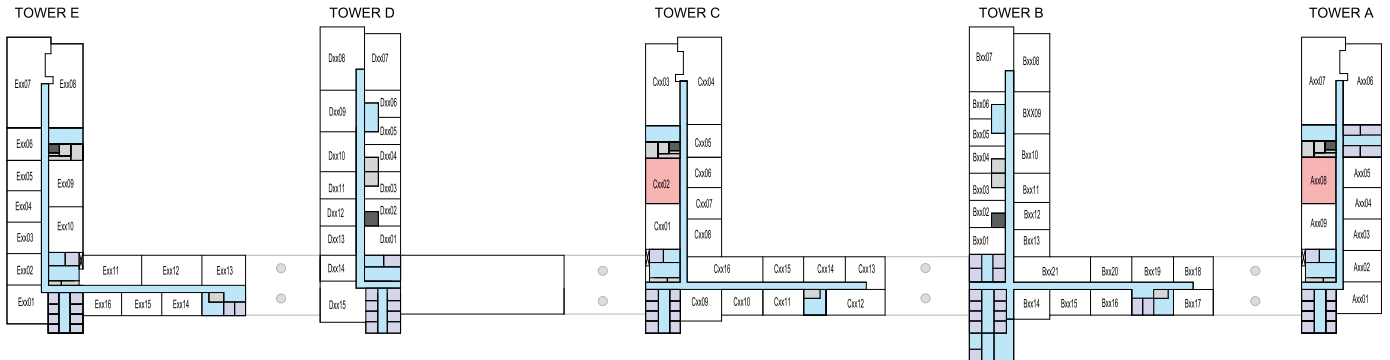
SUITE = 1,034.63 SQ.FT.

BALCONY = 64.69 SQ.FT.

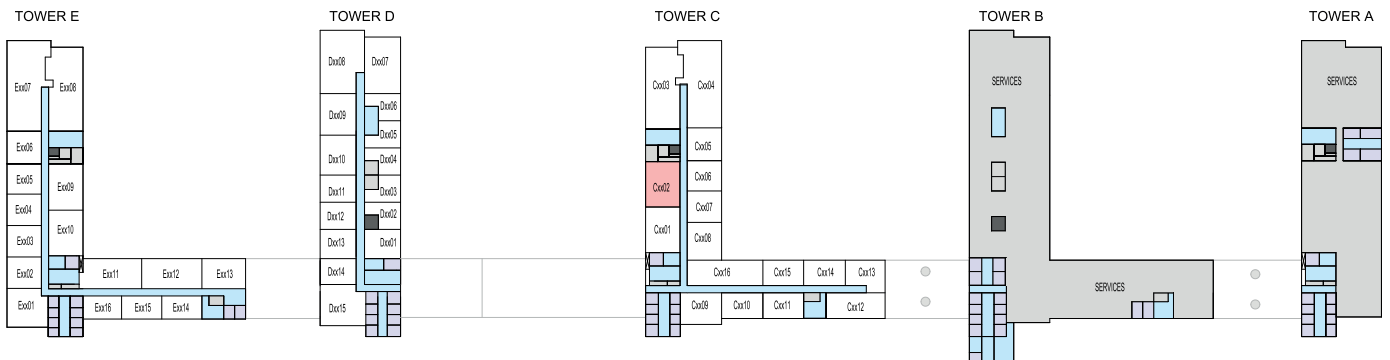
TOTAL = 1,099.32 SQ.FT.



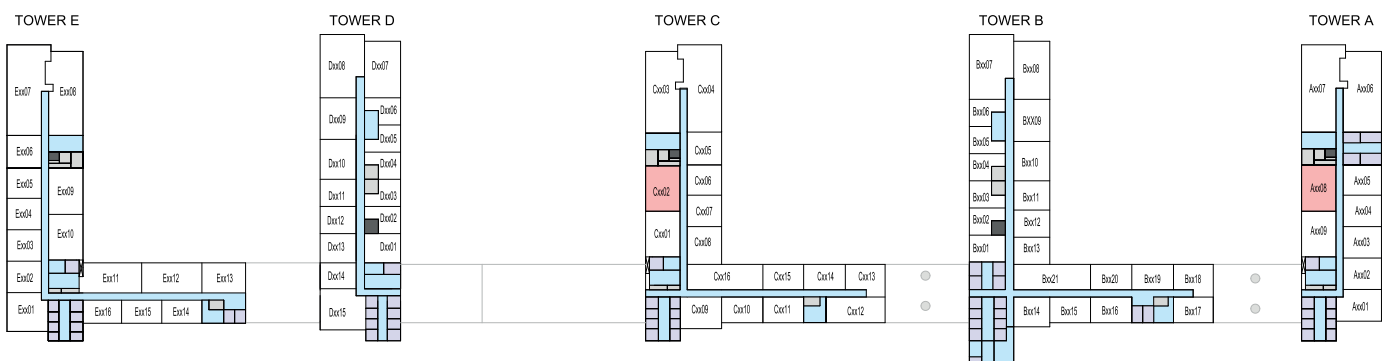
LEVEL 8-11,20-23



LEVEL 14-17



LEVEL 26



LEVEL 27-29

2 BEDROOM APARTMENT

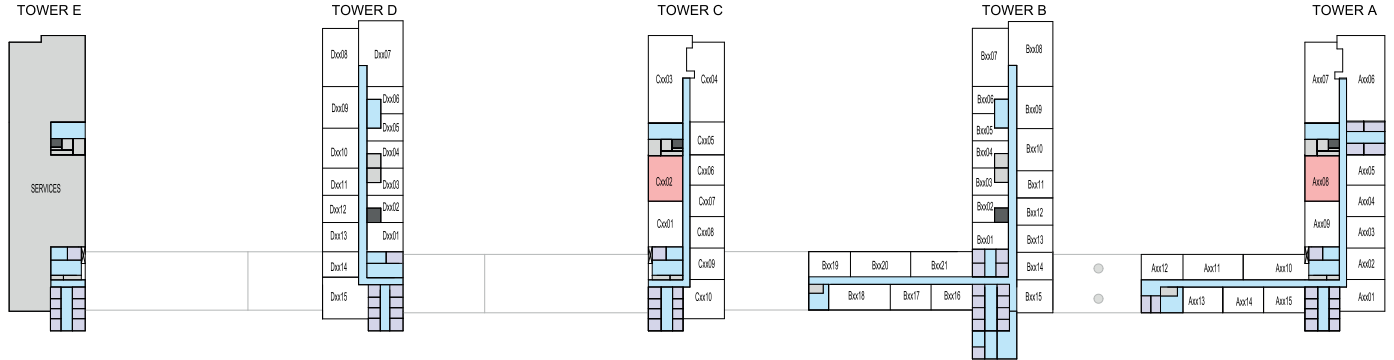
TYPE A (with powder room + balcony) VARIANT 1

TOTAL SALEABLE AREA

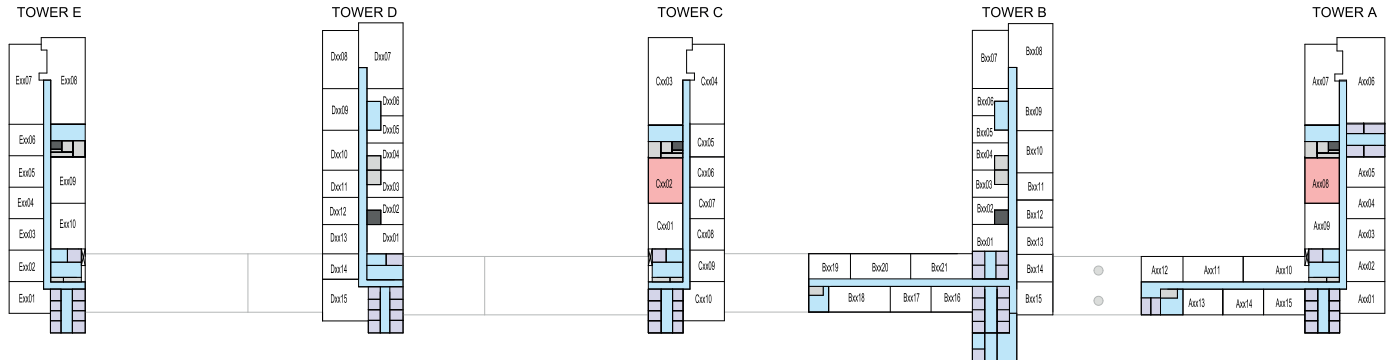
SUITE = 1,034.63 SQ.FT.

BALCONY = 64.69 SQ.FT.

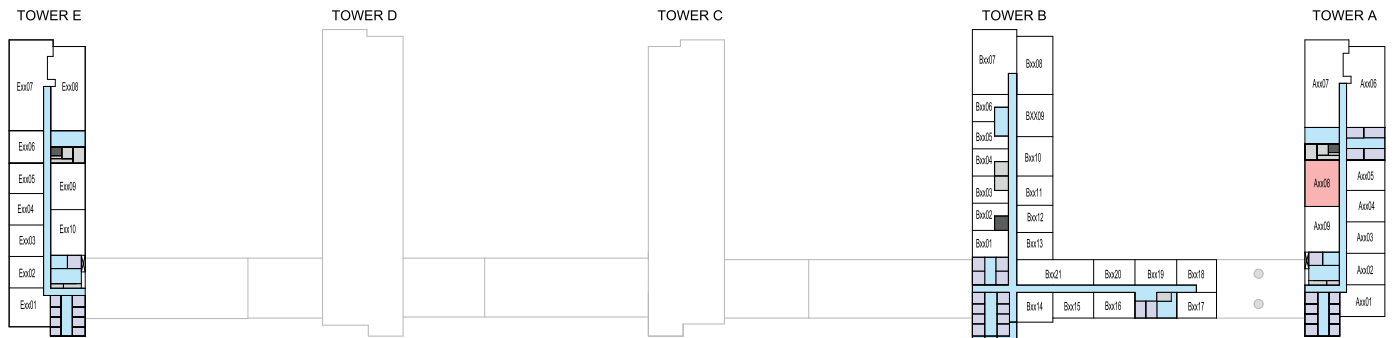
TOTAL = 1,099.32 SQ.FT.



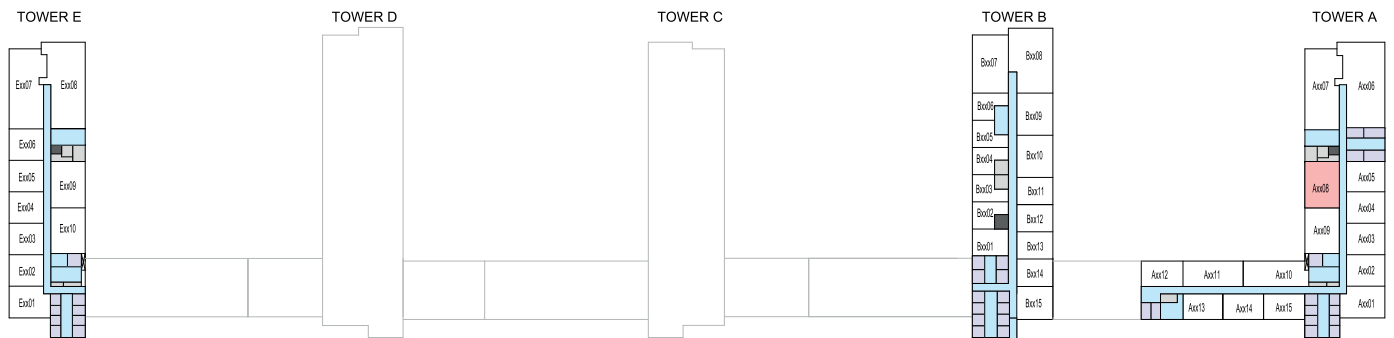
LEVEL 32



LEVEL 33-35



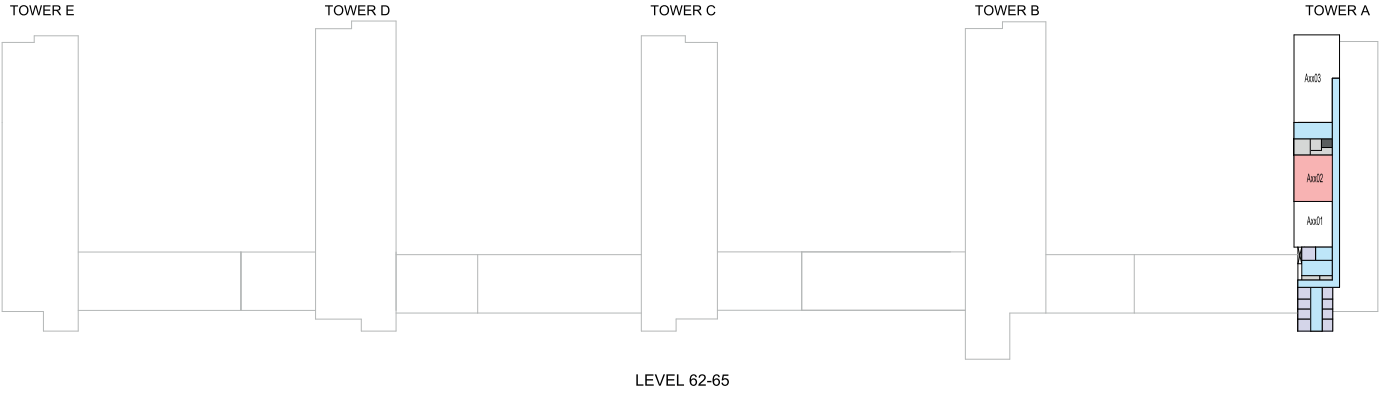
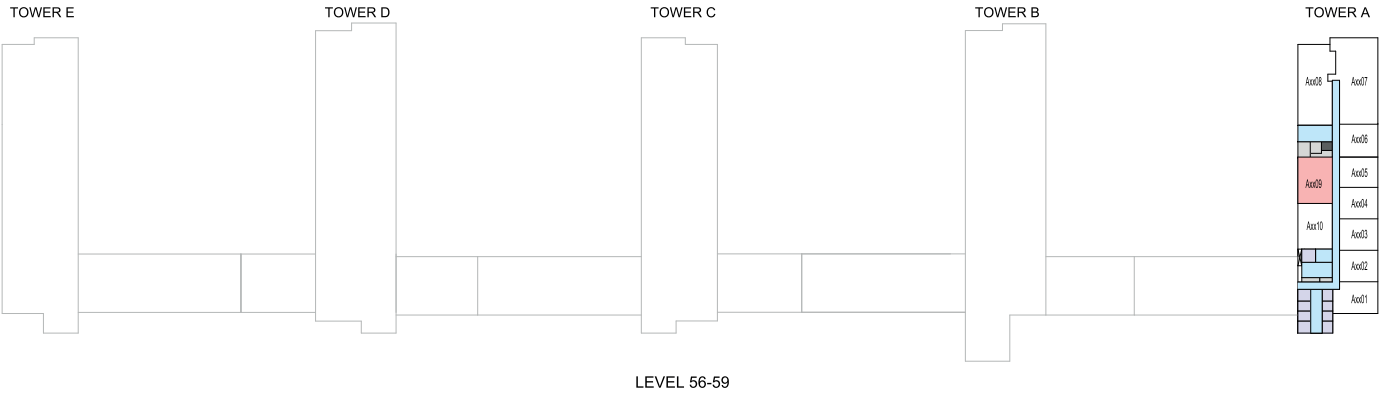
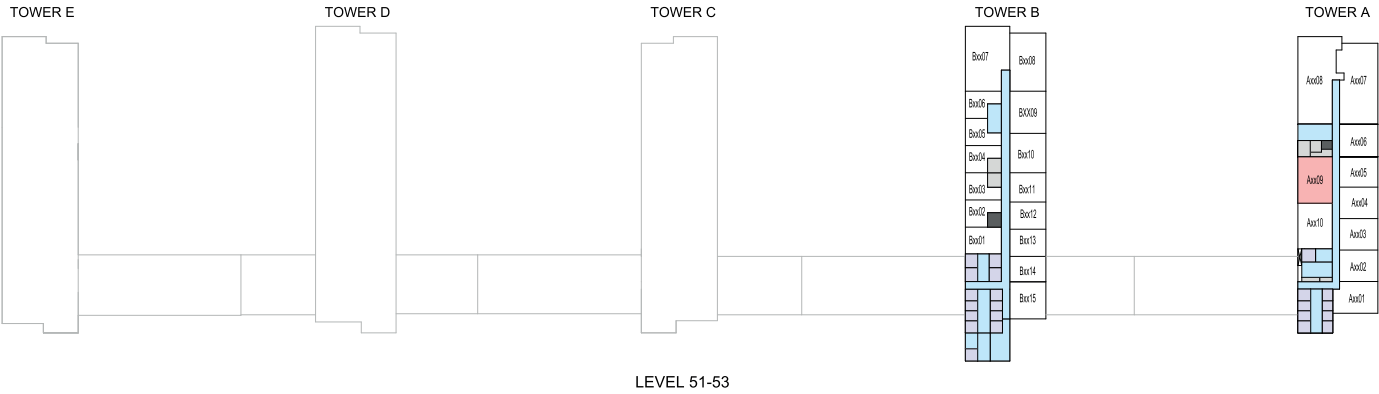
LEVEL 38-41



LEVEL 44-47

2 BEDROOM APARTMENT
TYPE A (with powder room + balcony) VARIANT 1

TOTAL SALEABLE AREA
SUITE = 1,034.63 SQ.FT.
BALCONY = 64.69 SQ.FT.
TOTAL = 1,099.32 SQ.FT.



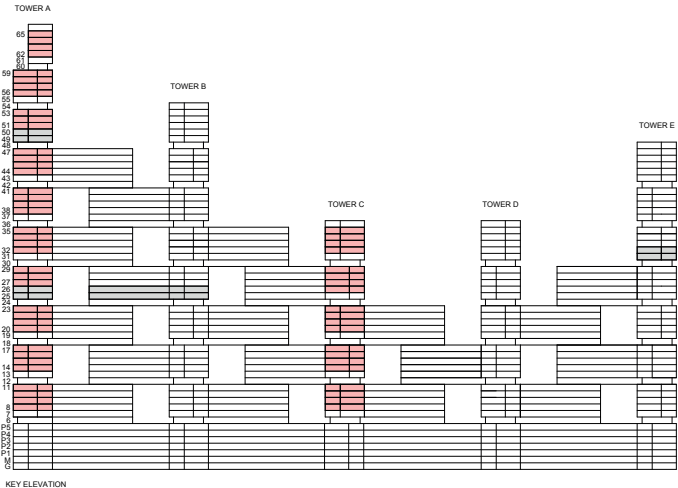
Disclaimer: 1. All dimensions are in metric, measured to wall finishes. 2. All materials, dimensions & drawings are approximate. 3. Information is subject to change without notice, at developer's absolute discretion. 4. Actual area may vary from the stated area. 5. Drawing are not to scale. 6. All images used are for illustrative purpose only and do not represent the actual size, features, specifications, fittings and furnishings. 7. The developer reserves the right to make revisions/ alterations, at its absolute discretion, without any liability whatsoever.

2 BEDROOM APARTMENT

TYPE A (with powder room + balcony) VARIANT 1

TOTAL SALEABLE AREA

SUITE = 1,034.63 SQ.FT.
BALCONY = 64.69 SQ.FT.
TOTAL = 1,099.32 SQ.FT.



List of unit numbers with this unit plan:

VIEWS

Ras Al Khor, Amenities

A808, A908, C802, C902, C1002, C1102

Ras Al Khor, Golf Course, Amenities

A1008, A1108, A1408, A1508, A1608, A1708, A2008, A2108, A2208, A2308, C1402, C1502, C1602, C1702, C2002, C2102, C2202, C2302

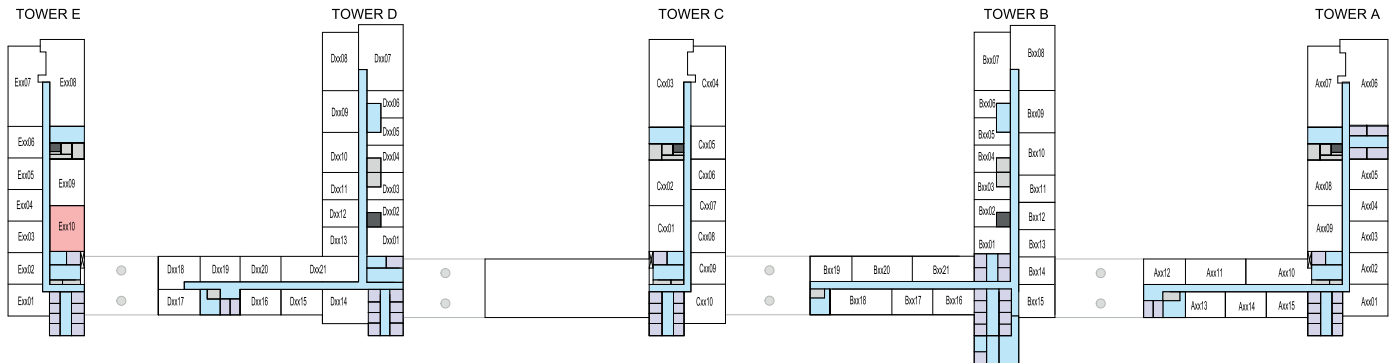
Ras Al Khor, Golf Course

A2708, A2808, A2908, A3208, A3308, A3408, A3508, A3808, A3908, A4008, A4108, A4408, A4508, A4608, A4708, A5109, A5209, A5309, A5609, A5709, A5809, A5909, A6202, A6302, A6402, A6502, C2602, C2702, C2802, C2902, C3202, C3302, C3402, C3502

Disclaimer: 1. All dimensions are in metric, measured to wall finishes. 2. All materials, dimensions & drawings are approximate. 3. Information is subject to change without notice, at developer's absolute discretion. 4. Actual area may vary from the stated area. 5. Drawing are not to scale. 6. All images used are for illustrative purpose only and do not represent the actual size, features, specifications, fittings and furnishings. 7. The developer reserves the right to make revisions/ alterations, at its absolute discretion, without any liability whatsoever.

TYPE A (with powder room + balcony) VARIANT 2

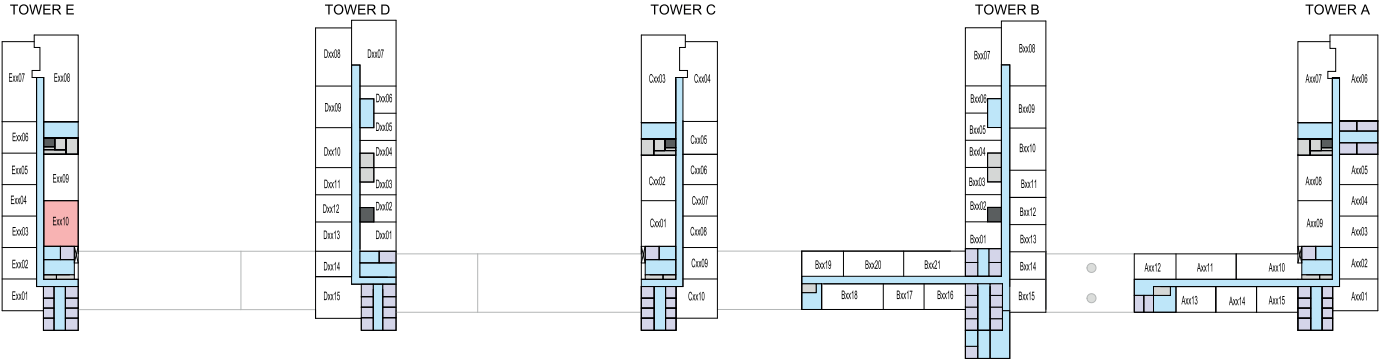
TOTAL = 1,100.17 SQ.FT.



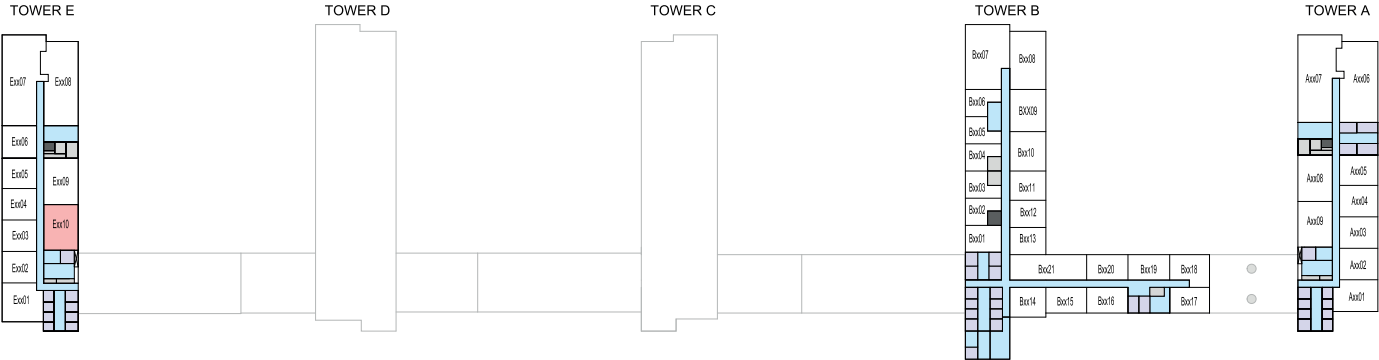
Disclaimer: 1. All dimensions are in metric, measured to wall finishes. 2. All materials, dimensions & drawings are approximate. 3. Information is subject to change without notice, at developer's absolute discretion. 4. Actual area may vary from the stated area. 5. Drawing are not to scale. 6. All images used are for illustrative purpose only and do not represent the actual size, features, specifications, fittings and furnishings. 7. The developer reserves the right to make revisions/ alterations, at its absolute discretion, without any liability whatsoever.

2 BEDROOM APARTMENT
TYPE A (with powder room + balcony) VARIANT 2

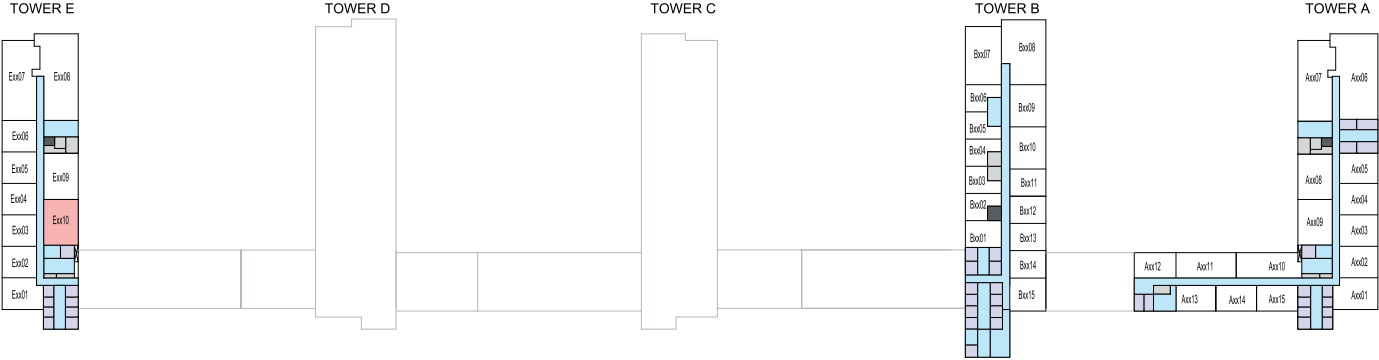
TOTAL SALEABLE AREA
SUITE = 1,035.81 SQ.FT.
BALCONY = 64.36 SQ.FT.
TOTAL = 1,100.17 SQ.FT.



LEVEL 33-35



LEVEL 38-41



LEVEL 44-47

2 BEDROOM APARTMENT

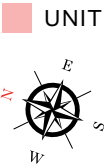
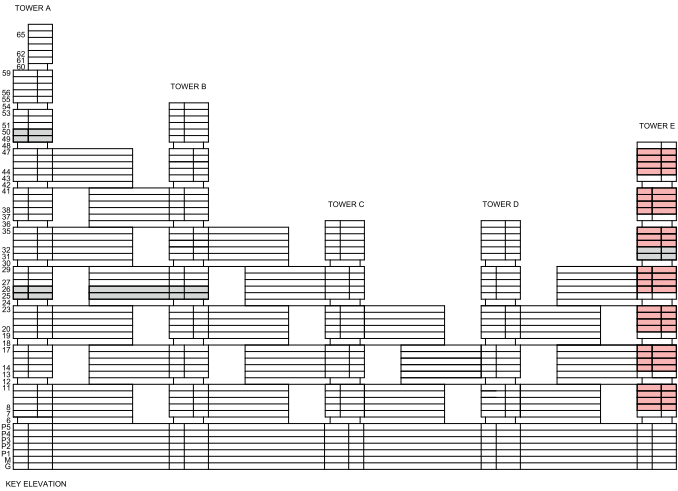
TYPE A (with powder room + balcony) VARIANT 2

TOTAL SALEABLE AREA

SUITE = 1,035.81 SQ.FT.

BALCONY = 64.36 SQ.FT.

TOTAL = 1,100.17 SQ.FT.



List of unit numbers with this unit plan:

VIEWS

Creek, Amenities

E810, E910, E1010, E1110

Creek, Golf Course, Amenities

E1410, E1510, E1610, E1710, E2010, E2110, E2210, E2310

Creek, Golf Course

E2610, E2710, E2810, E2910, E3310, E3410, E3510, E3810, E3910, E4010, E4110, E4410, E4510, E4610, E4710

Disclaimer: 1. All dimensions are in metric, measured to wall finishes. 2. All materials, dimensions & drawings are approximate. 3. Information is subject to change without notice, at developer's absolute discretion. 4. Actual area may vary from the stated area. 5. Drawing are not to scale. 6. All images used are for illustrative purpose only and do not represent the actual size, features, specifications, fittings and furnishings. 7. The developer reserves the right to make revisions/ alterations, at its absolute discretion, without any liability whatsoever.

2 BEDROOM APARTMENT

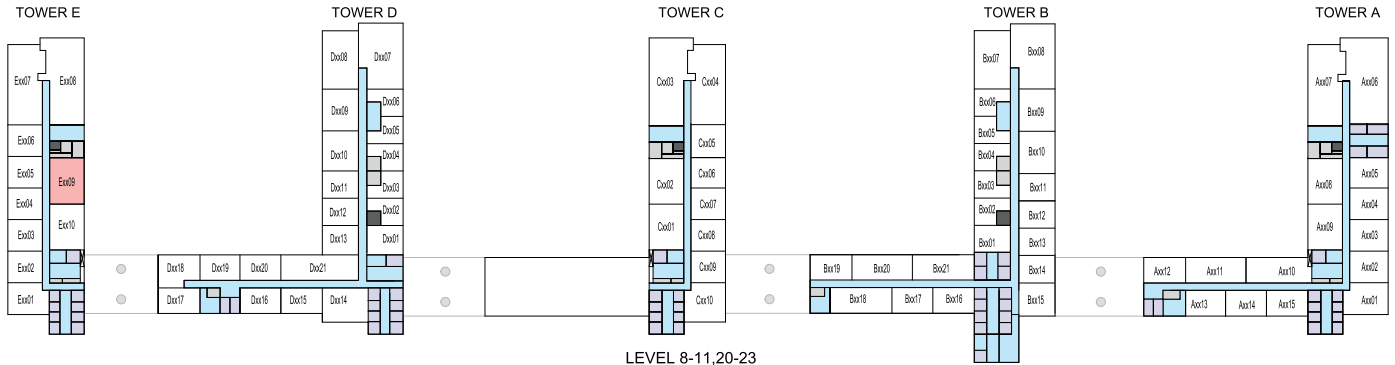
TYPE A (with powder room + balcony) VARIANT 3

TOTAL SALEABLE AREA

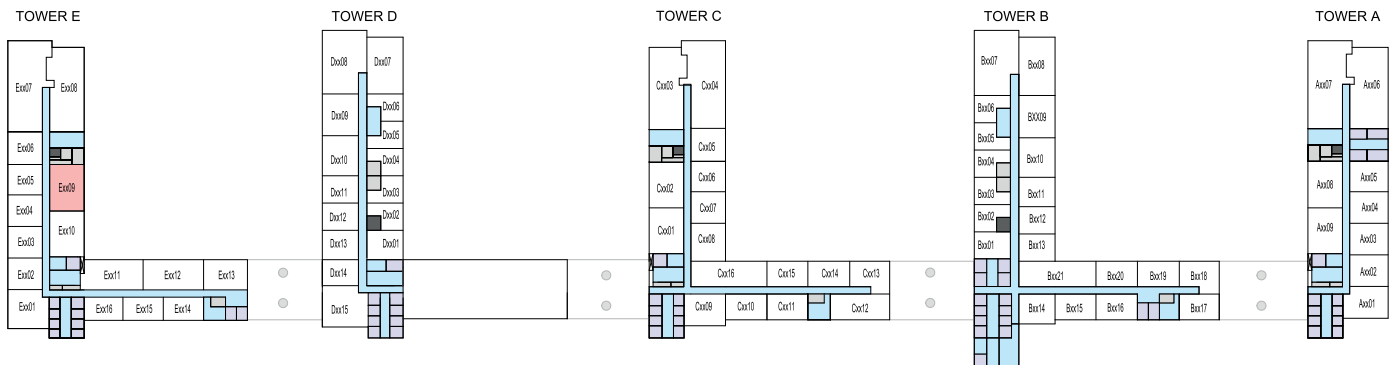
SUITE = 1,035.81 SQ.FT.

BALCONY = 64.36 SQ.FT.

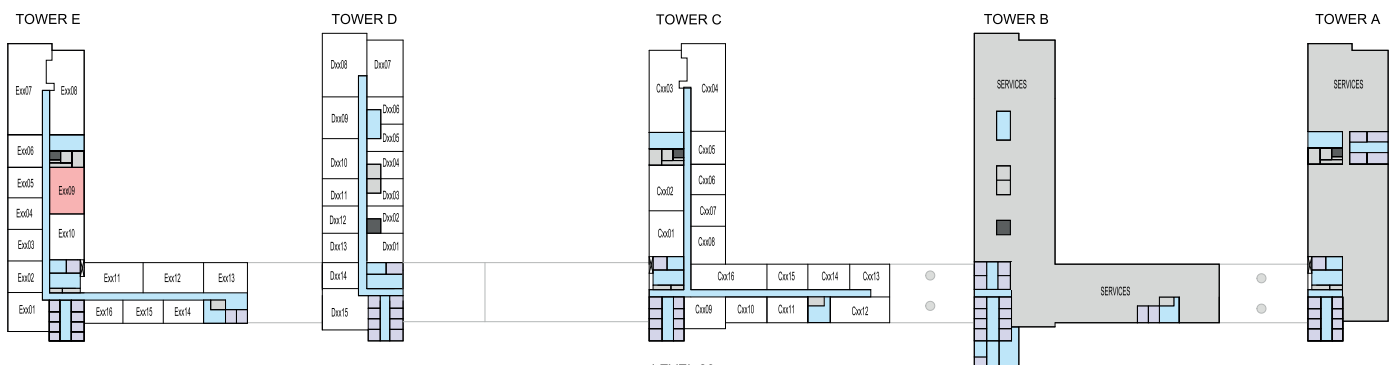
TOTAL = 1,100.17 SQ.FT.



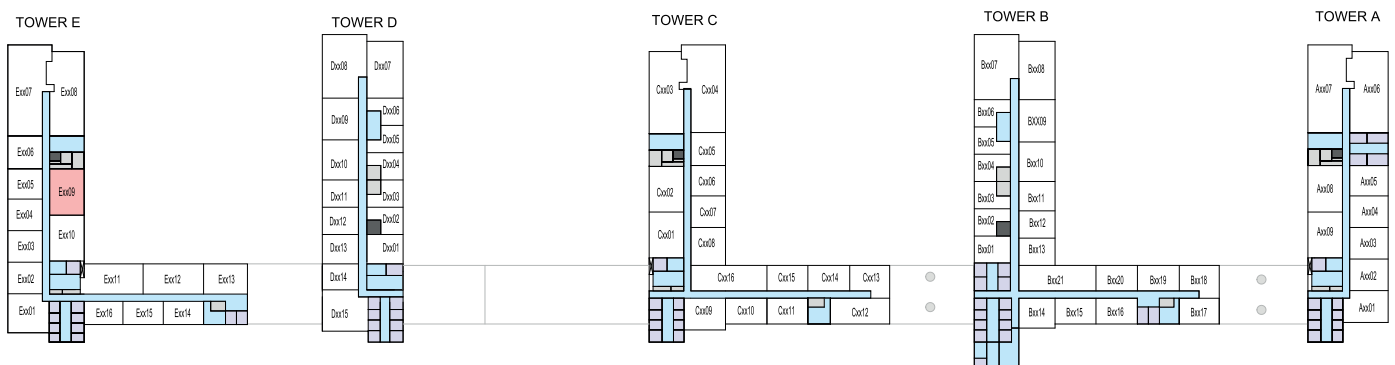
LEVEL 8-11,20-23



LEVEL 14-17



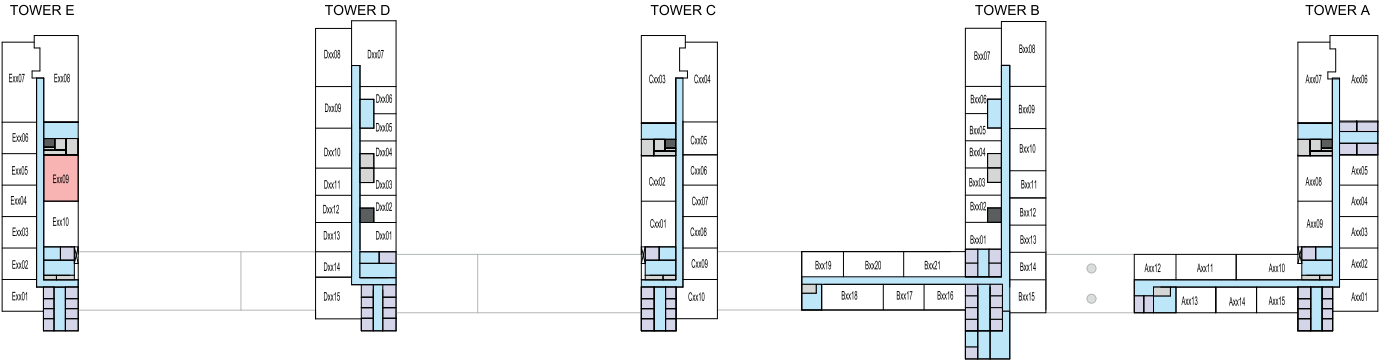
LEVEL 26



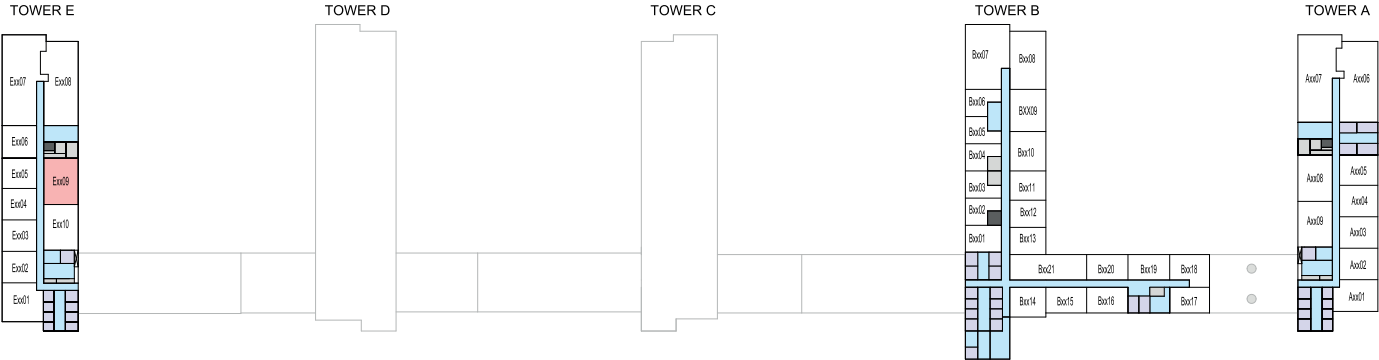
LEVEL 27-29

2 BEDROOM APARTMENT
TYPE A (with powder room + balcony) VARIANT 3

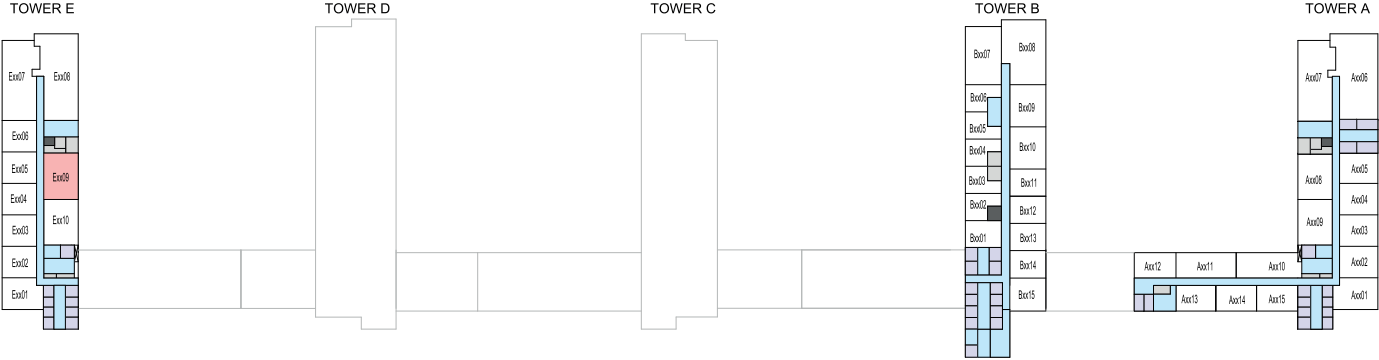
TOTAL SALEABLE AREA
SUITE = 1,035.81 SQ.FT.
BALCONY = 64.36 SQ.FT.
TOTAL = 1,100.17 SQ.FT.



LEVEL 33-35



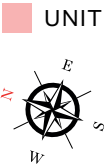
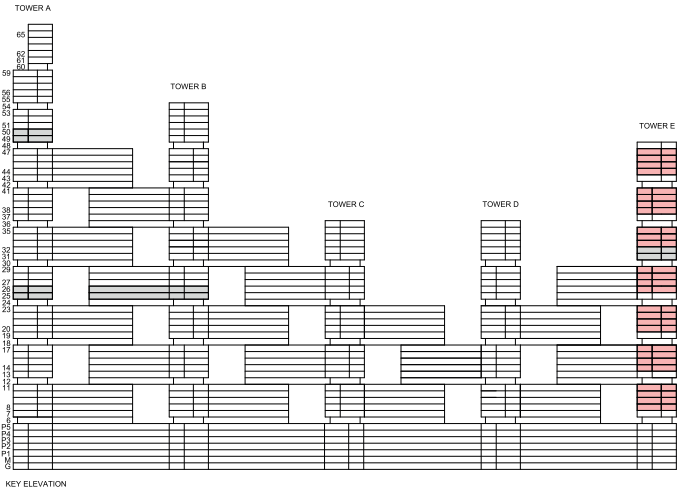
LEVEL 38-41



LEVEL 44-47

2 BEDROOM APARTMENT
TYPE A (with powder room + balcony) VARIANT 3

TOTAL SALEABLE AREA
SUITE = 1,035.81 SQ.FT.
BALCONY = 64.36 SQ.FT.
TOTAL = 1,100.17 SQ.FT.



List of unit numbers with this unit plan:

VIEWS

Creek, Amenities

E809, E909, E1009, E1109

Creek, Golf Course, Amenities

E1409, E1509, E1609, E1709, E2009, E2109, E2209, E2309

Creek, Golf Course

E2609, E2709, E2809, E2909, E3309, E3409, E3509, E3809, E3909, E4009, E4109, E4409, E4509, E4609, E4709

Disclaimer: 1. All dimensions are in metric, measured to wall finishes. 2. All materials, dimensions & drawings are approximate. 3. Information is subject to change without notice, at developer's absolute discretion. 4. Actual area may vary from the stated area. 5. Drawing are not to scale. 6. All images used are for illustrative purpose only and do not represent the actual size, features, specifications, fittings and furnishings. 7. The developer reserves the right to make revisions/ alterations, at its absolute discretion, without any liability whatsoever.

2 BEDROOM APARTMENT

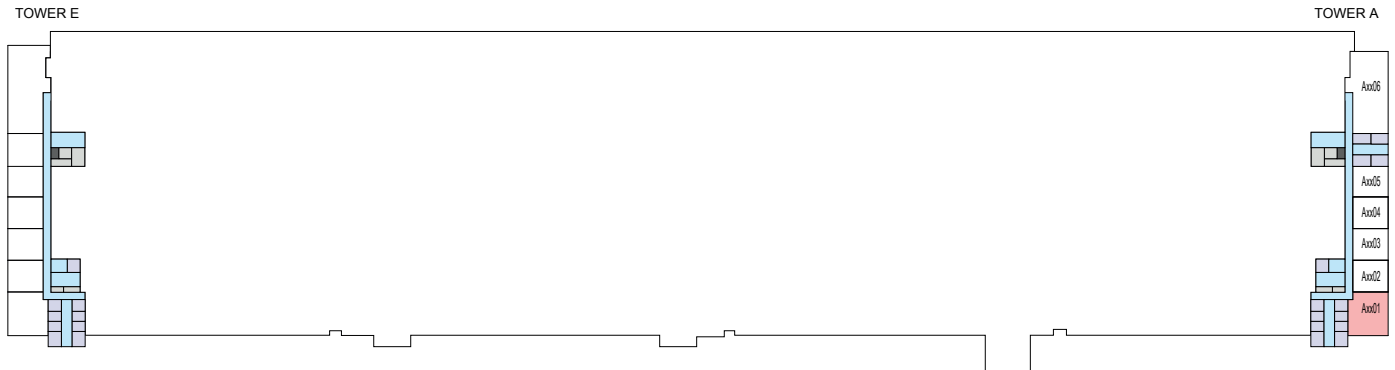
TYPE B (with maid room + balcony)

TOTAL SALEABLE AREA

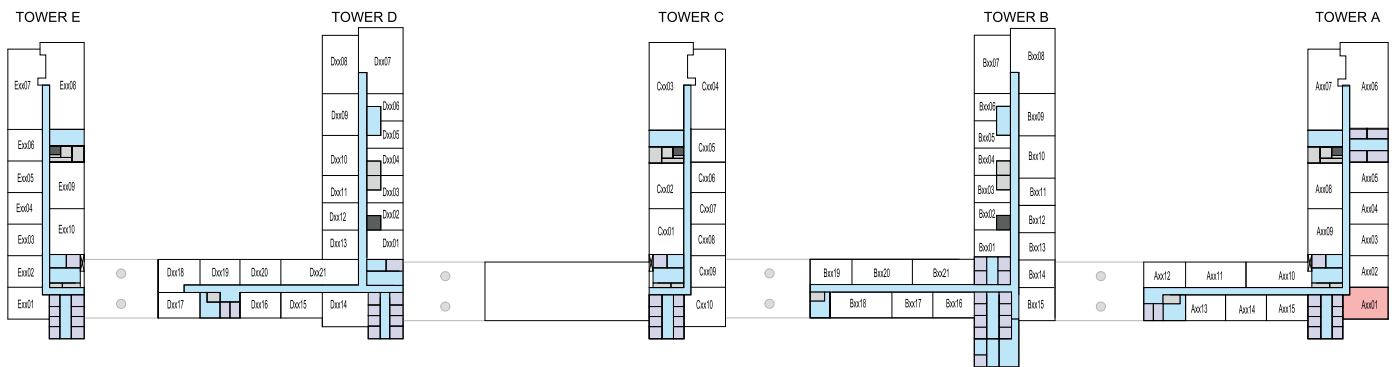
SUITE = 1,081.13 SQ.FT.

BALCONY = 51.45 SQ.FT.

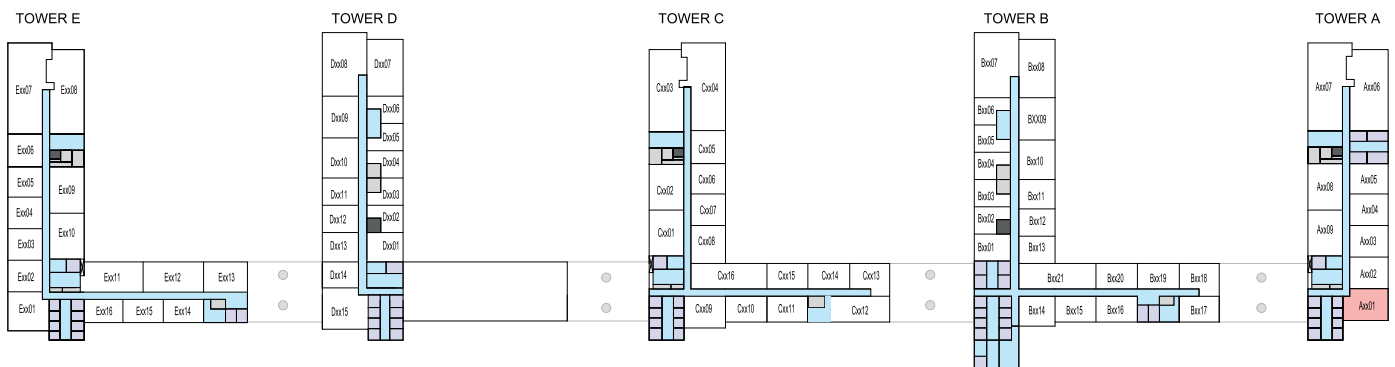
TOTAL = 1,132.58 SQ.FT.



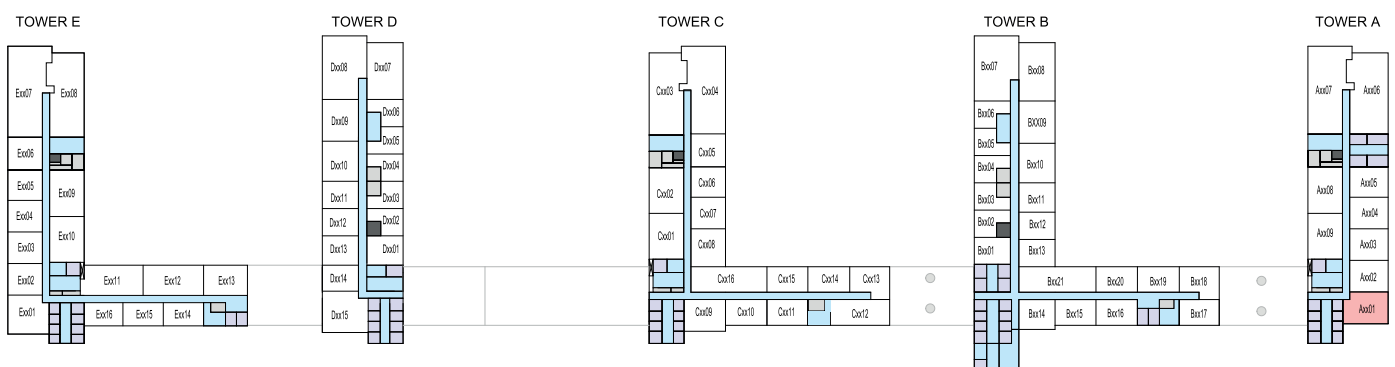
PODIUM 01-05



LEVEL 8-11, 20-23



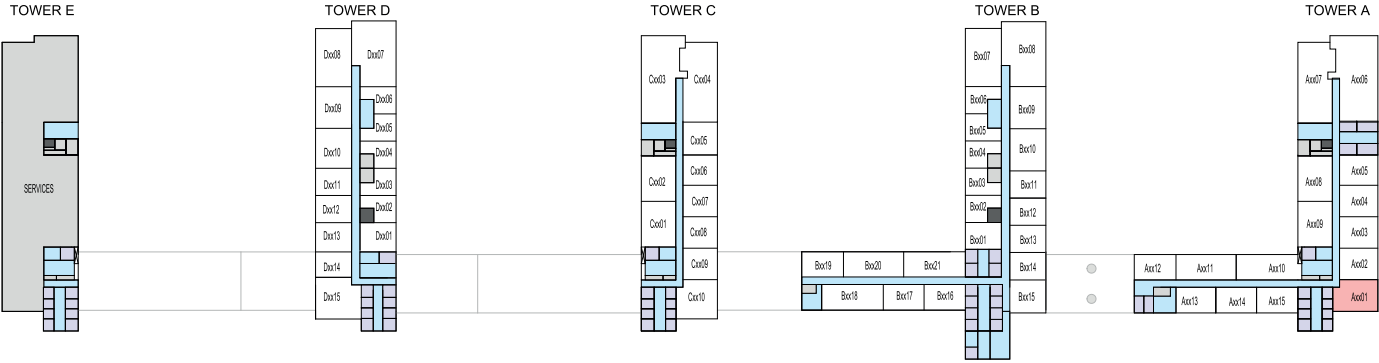
LEVEL 14-17



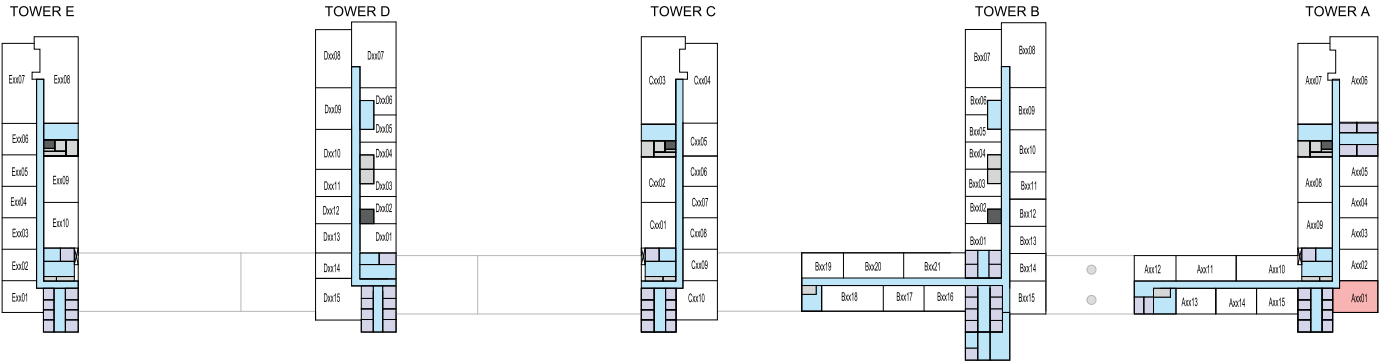
LEVEL 27-29

2 BEDROOM APARTMENT
TYPE B (with maid room + balcony)

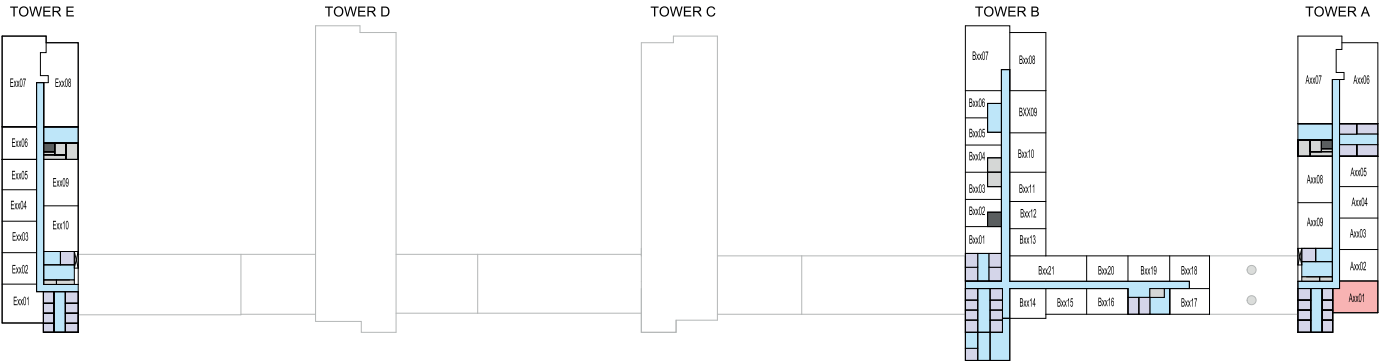
TOTAL SALEABLE AREA
SUITE = 1,081.13 SQ.FT.
BALCONY = 51.45 SQ.FT.
TOTAL = 1,132.58 SQ.FT.



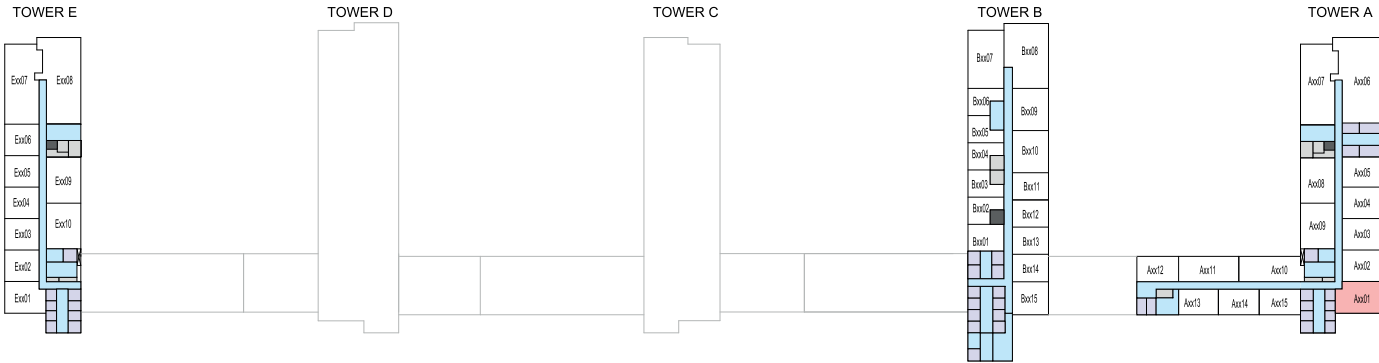
LEVEL 32



LEVEL 33-35



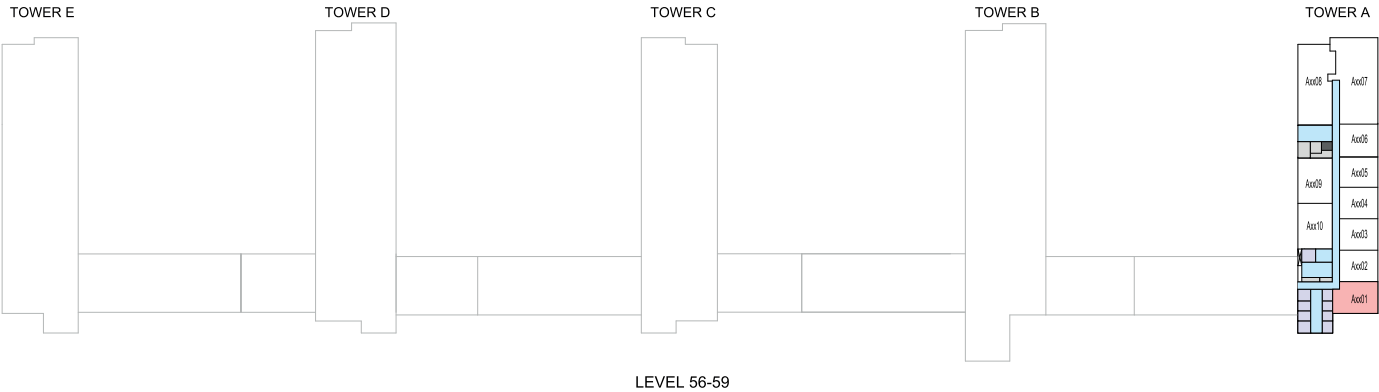
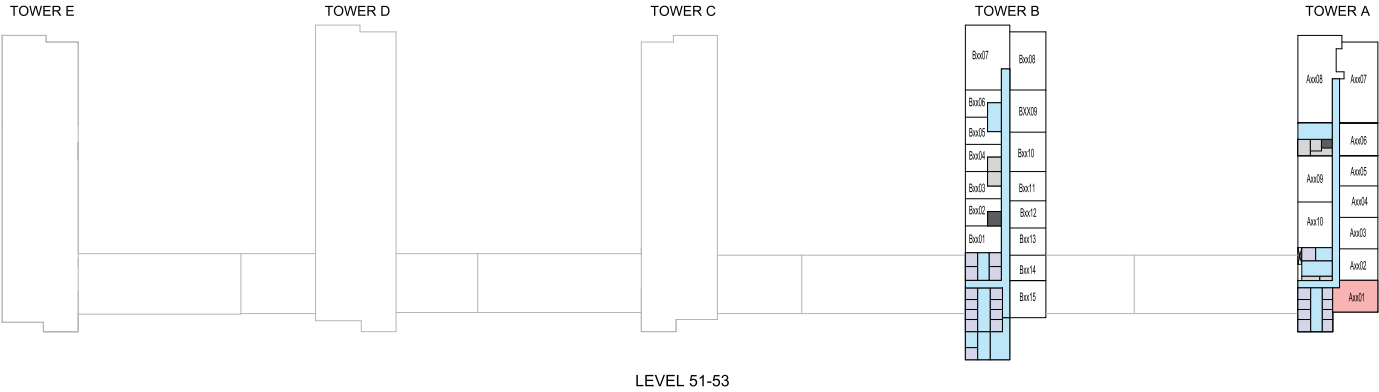
LEVEL 38-41



LEVEL 44-47

2 BEDROOM APARTMENT
TYPE B (with maid room + balcony)

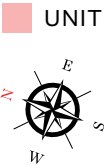
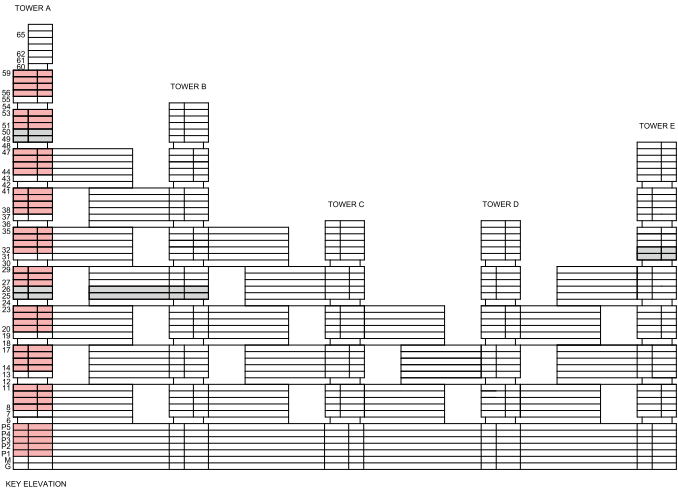
TOTAL SALEABLE AREA
SUITE = 1,081.13 SQ.FT.
BALCONY = 51.45 SQ.FT.
TOTAL = 1,132.58 SQ.FT.



Disclaimer: 1. All dimensions are in metric, measured to wall finishes. 2. All materials, dimensions & drawings are approximate. 3. Information is subject to change without notice, at developer's absolute discretion. 4. Actual area may vary from the stated area. 5. Drawing are not to scale. 6. All images used are for illustrative purpose only and do not represent the actual size, features, specifications, fittings and furnishings. 7. The developer reserves the right to make revisions/ alterations, at its absolute discretion, without any liability whatsoever.

2 BEDROOM APARTMENT
TYPE B (with maid room + balcony)

TOTAL SALEABLE AREA
SUITE = 1,081.13 SQ.FT.
BALCONY = 51.45 SQ.FT.
TOTAL = 1,132.58 SQ.FT.



List of unit numbers with this unit plan:

VIEWS

Community

A101, A201, A301, A401, A501

Creek

A801, A901, A1001, A1101, A1401, A1501, A1601, A1701, A2001, A2101, A2201, A2301, A2701, A2801, A2901, A3201, A3301, A3401, A3501, A3801, A3901, A4001, A4101, A4401, A4501, A4601, A4701, A5101, A5201, A5301, A5601, A5701, A5801, A5901

Disclaimer: 1. All dimensions are in metric, measured to wall finishes. 2. All materials, dimensions & drawings are approximate. 3. Information is subject to change without notice, at developer's absolute discretion. 4. Actual area may vary from the stated area. 5. Drawing are not to scale. 6. All images used are for illustrative purpose only and do not represent the actual size, features, specifications, fittings and furnishings. 7. The developer reserves the right to make revisions/ alterations, at its absolute discretion, without any liability whatsoever.

2 BEDROOM APARTMENT

TYPE B (with maid room + balcony) VARIANT 2

TOTAL SALEABLE AREA

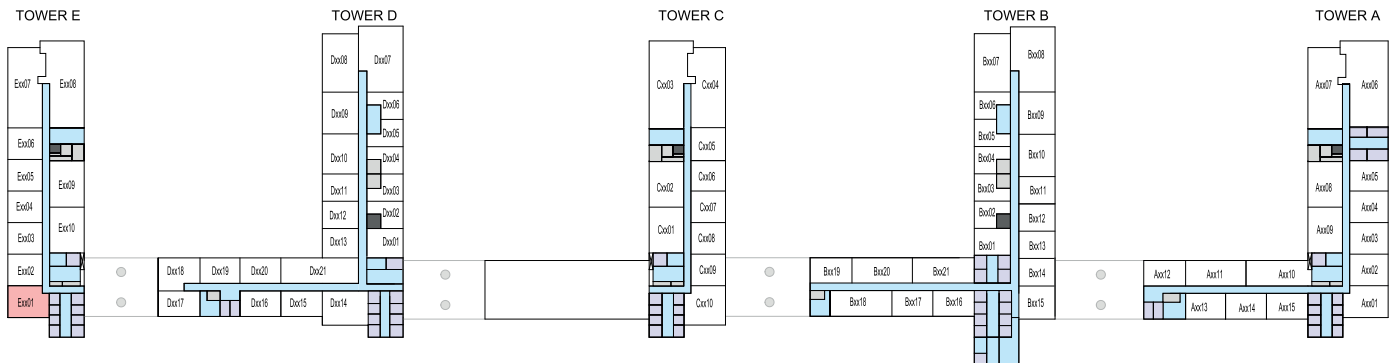
SUITE = 1,081.08 SQ.FT.

BALCONY = 51.49 SQ.FT.

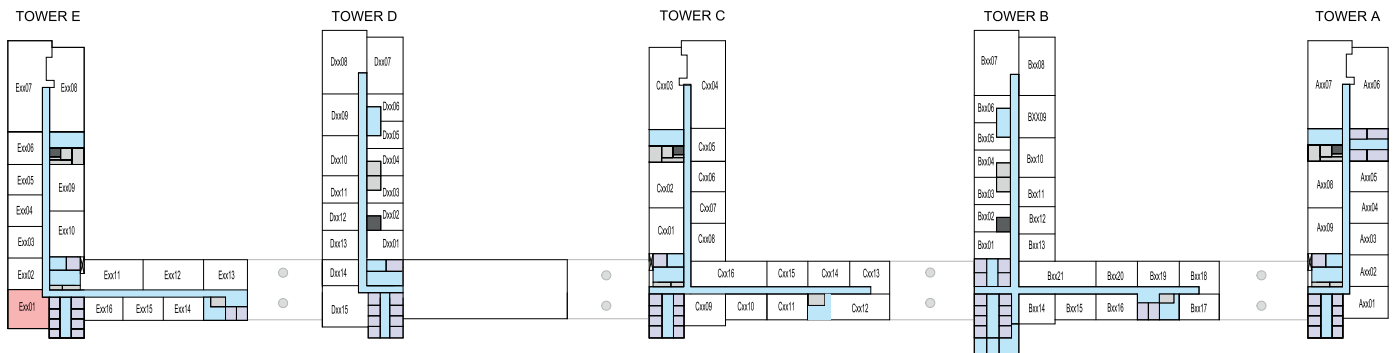
TOTAL = 1,132.57 SQ.FT.



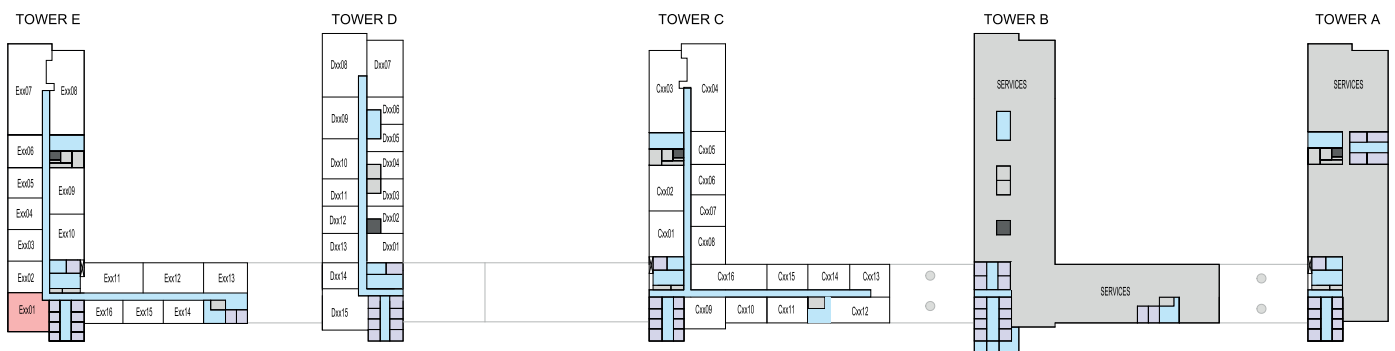
PODIUM 01-05



LEVEL 8-11,20-23



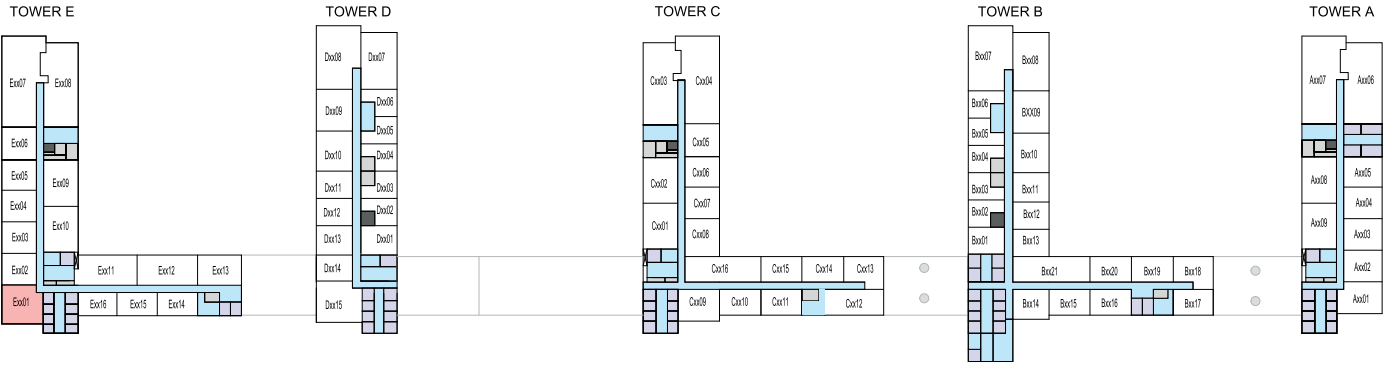
LEVEL 14-17



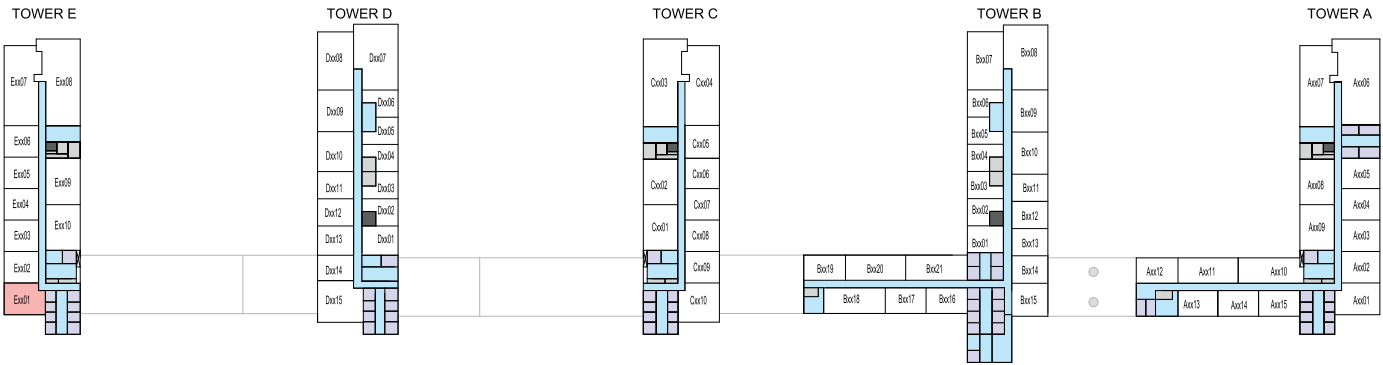
LEVEL 26

2 BEDROOM APARTMENT
TYPE B (with maid room + balcony) VARIANT 2

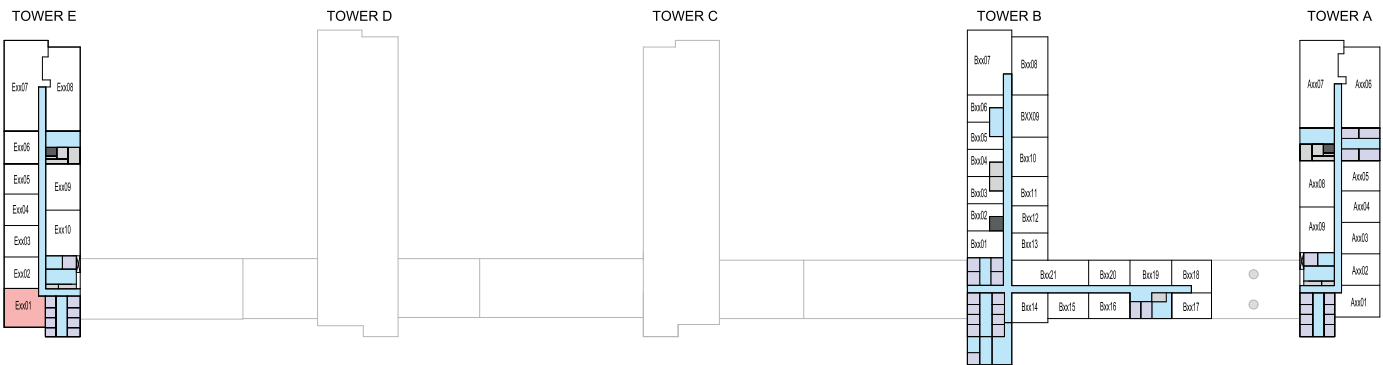
TOTAL SALEABLE AREA
SUITE = 1,081.08 SQ.FT.
BALCONY = 51.49 SQ.FT.
TOTAL = 1,132.57 SQ.FT.



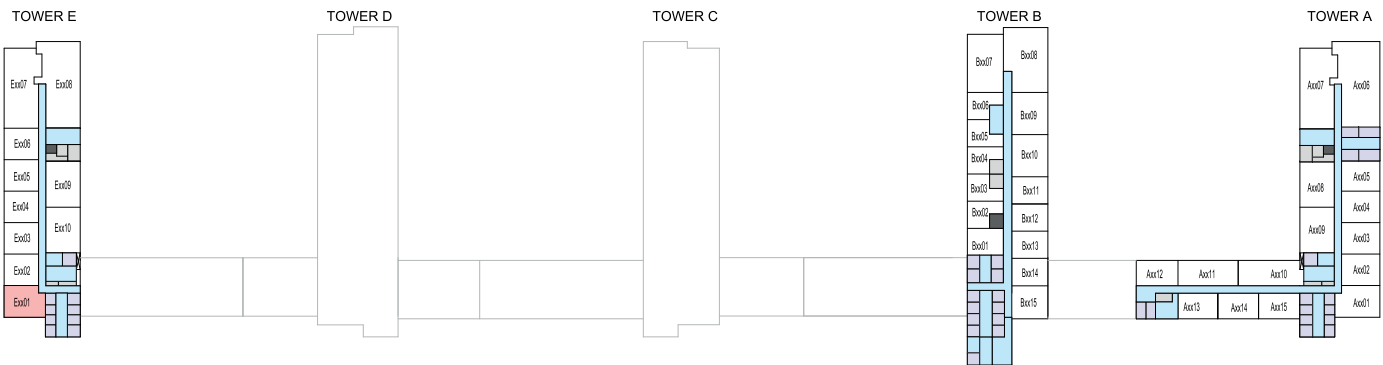
LEVEL 27-29



LEVEL 33-35



LEVEL 38-41



LEVEL 44-47

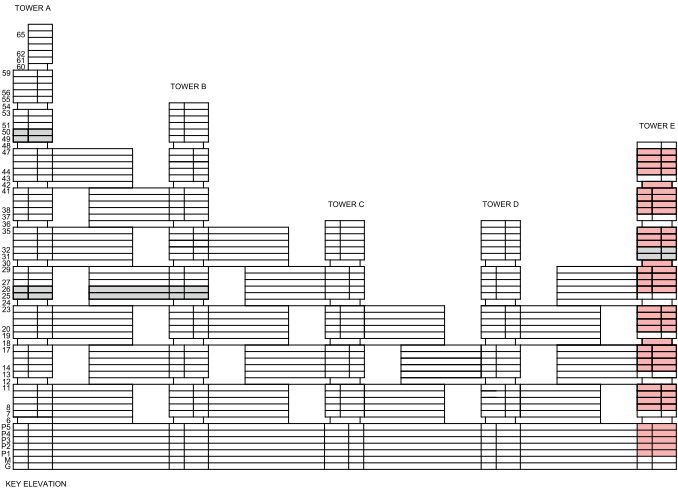
Disclaimer: 1. All dimensions are in metric, measured to wall finishes. 2. All materials, dimensions & drawings are approximate. 3. Information is subject to change without notice, at developer's absolute discretion. 4. Actual area may vary from the stated area. 5. Drawing are not to scale. 6. All images used are for illustrative purpose only and do not represent the actual size, features, specifications, fittings and furnishings. 7. The developer reserves the right to make revisions/ alterations, at its absolute discretion, without any liability whatsoever.

2 BEDROOM APARTMENT

TYPE B (with maid room + balcony) VARIANT 2

TOTAL SALEABLE AREA

SUITE = 1,081.08 SQ.FT.
BALCONY = 51.49 SQ.FT.
TOTAL = 1,132.57 SQ.FT.



List of unit numbers with this unit plan:

VIEWS

Community

E101, E201, E301, E401, E501

Downtown, Ras Al Khor

E801, E901, E1001, E1101, E1401, E1501, E1601, E1701, E2001, E2101, E2201, E2301, E2601, E2701, E2801, E2901, E3301, E3401, E3501, E3801, E3901, E4001, E4101, E4401, E4501, E4601, E4701

2 BEDROOM APARTMENT

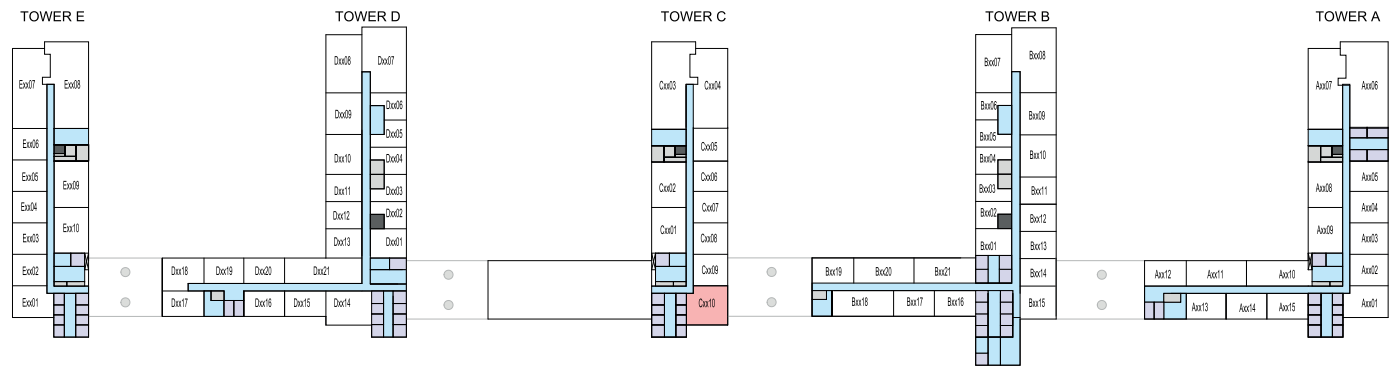
TYPE B (with maid room + balcony) VARIANT 3

TOTAL SALEABLE AREA

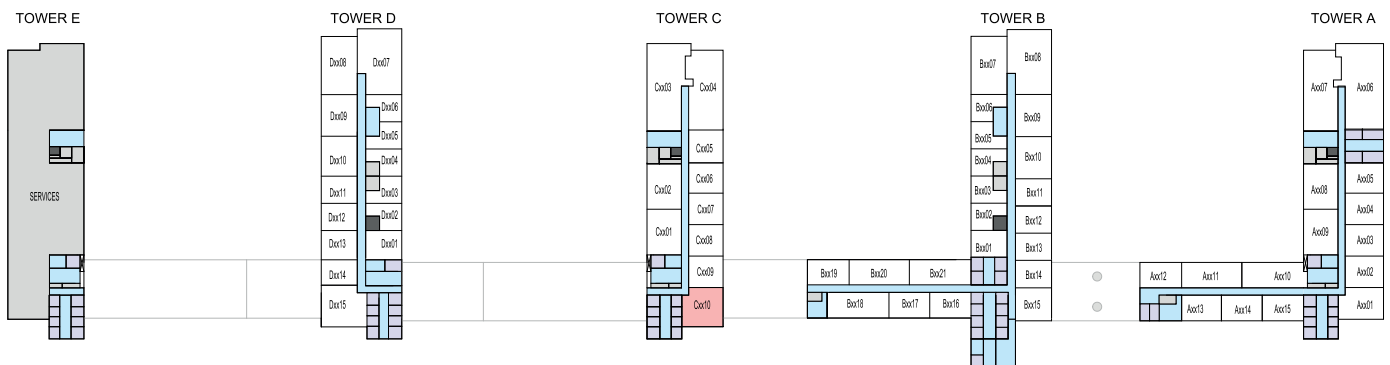
SUITE = 1,094.58 SQ.FT.

BALCONY = 51.45 SQ.FT.

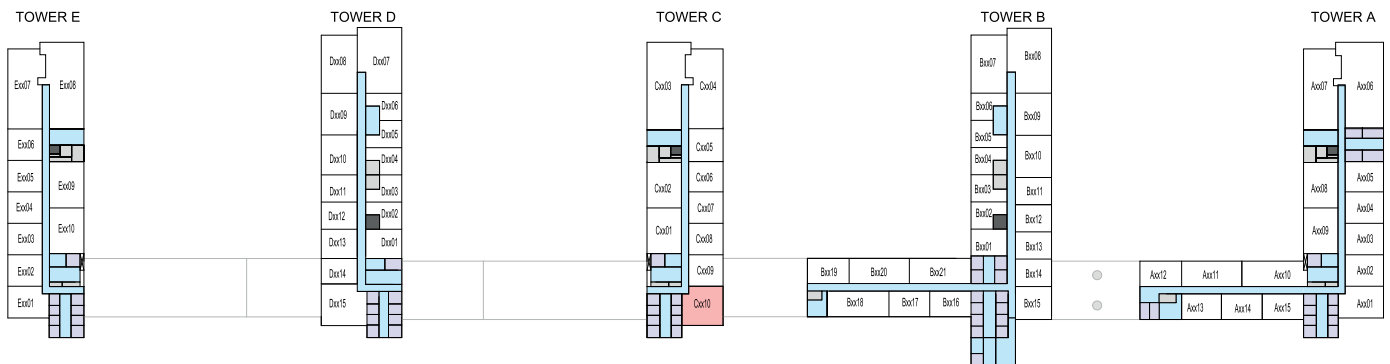
TOTAL = 1,146.03 SQ.FT.



LEVEL 8-11,20-23



LEVEL 32



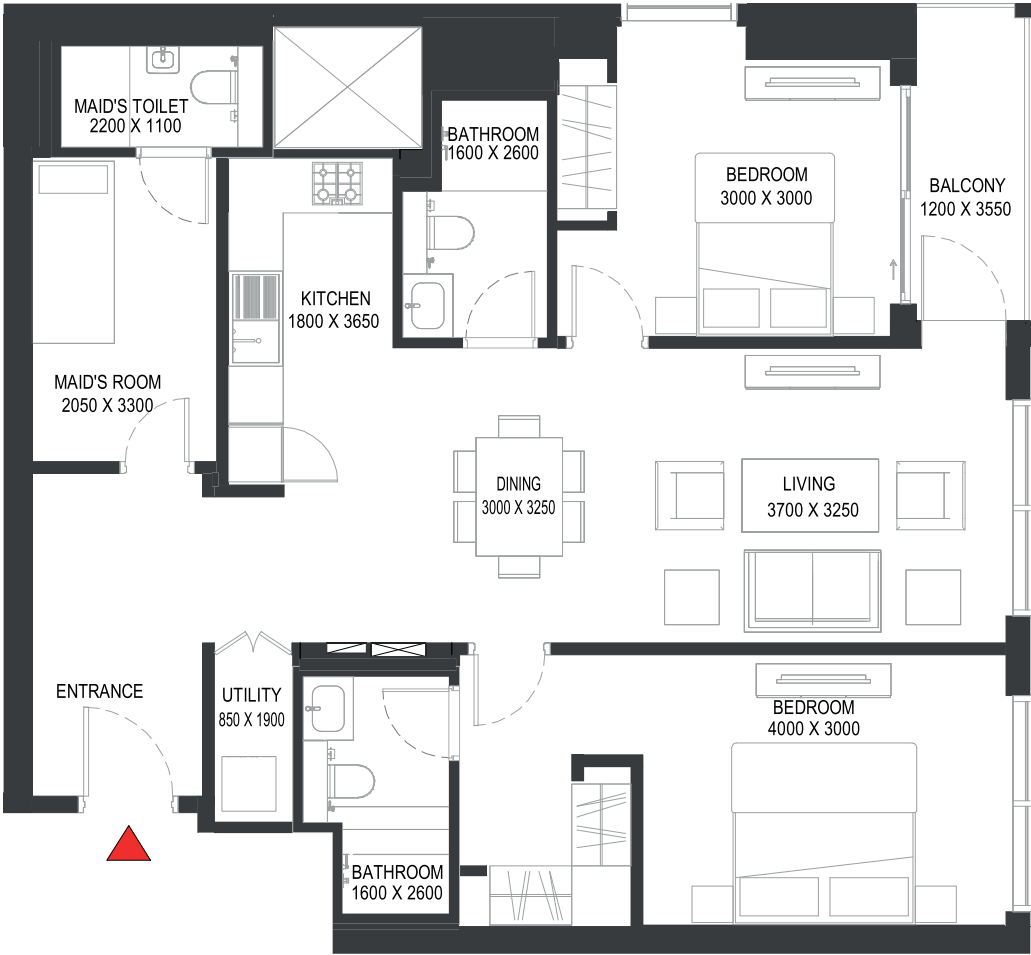
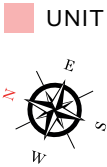
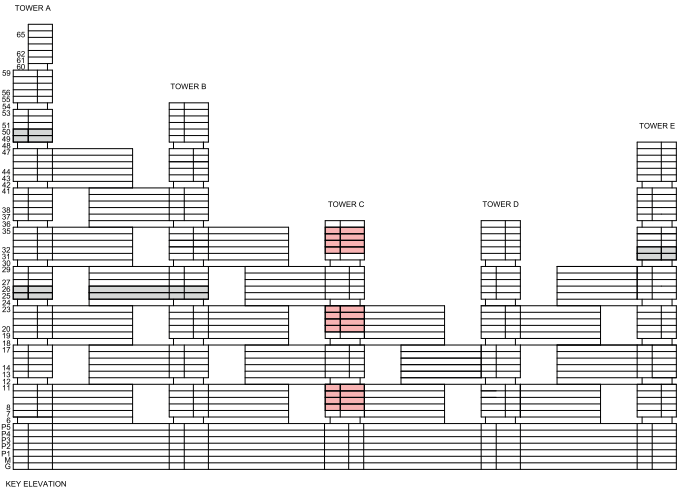
LEVEL 33-35

2 BEDROOM APARTMENT

TYPE B (with maid room + balcony) VARIANT 3

TOTAL SALEABLE AREA

SUITE = 1,094.58 SQ.FT.
BALCONY = 51.45 SQ.FT.
TOTAL = 1,146.03 SQ.FT.



List of unit numbers with this unit plan:

VIEWS

Creek, Amenities

C810, C910, C1010, C1110

Creek, Golf Course, Amenities

C2010, C2110, C2210, C2310

Creek, Golf Course

C3210, C3310, C3410, C3510

2 BEDROOM APARTMENT

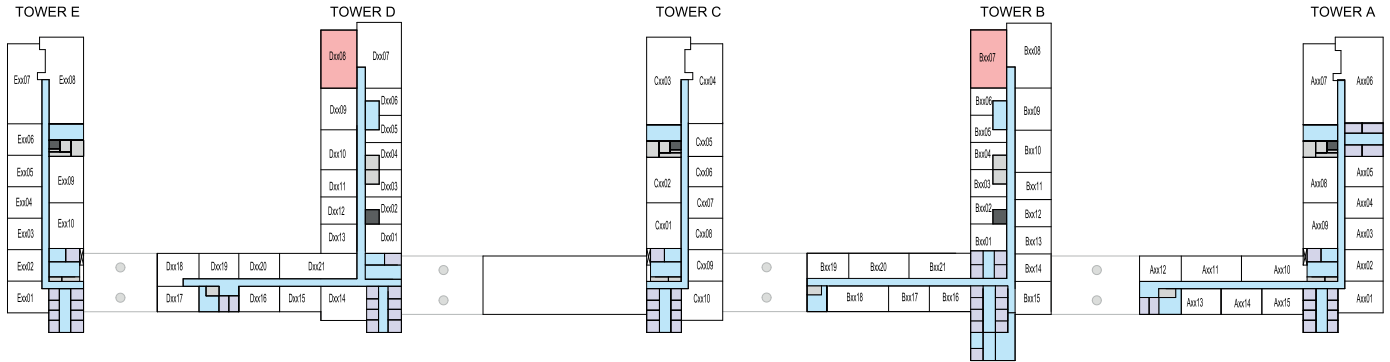
TYPE C (with maid room + balcony)

TOTAL SALEABLE AREA

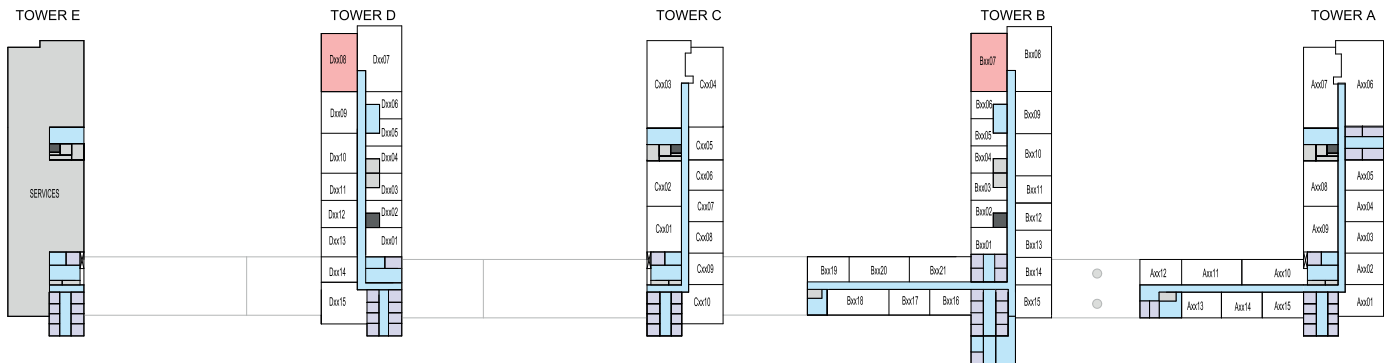
SUITE = 1,190.17 SQ.FT.

BALCONY RANGE = 268.45 - 268.47 SQ.FT.

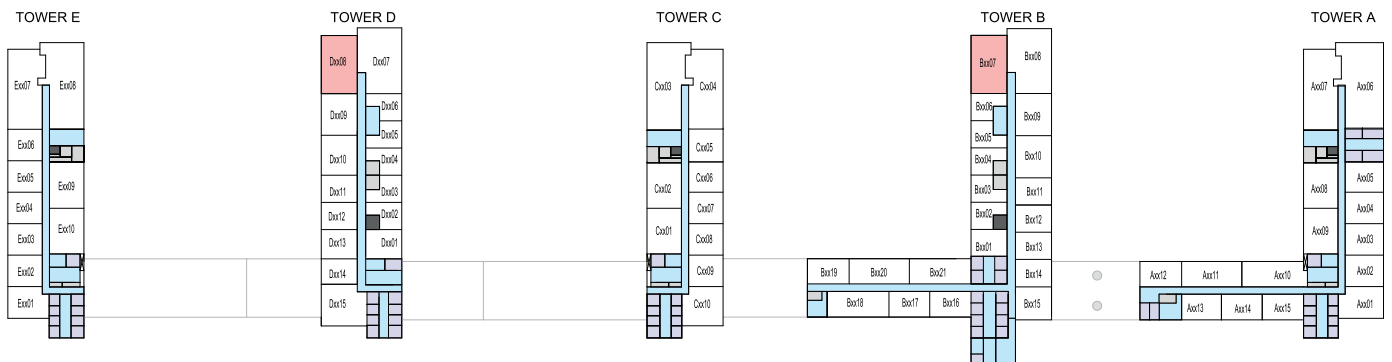
TOTAL RANGE = 1,458.62 - 1,458.64 SQ.FT.



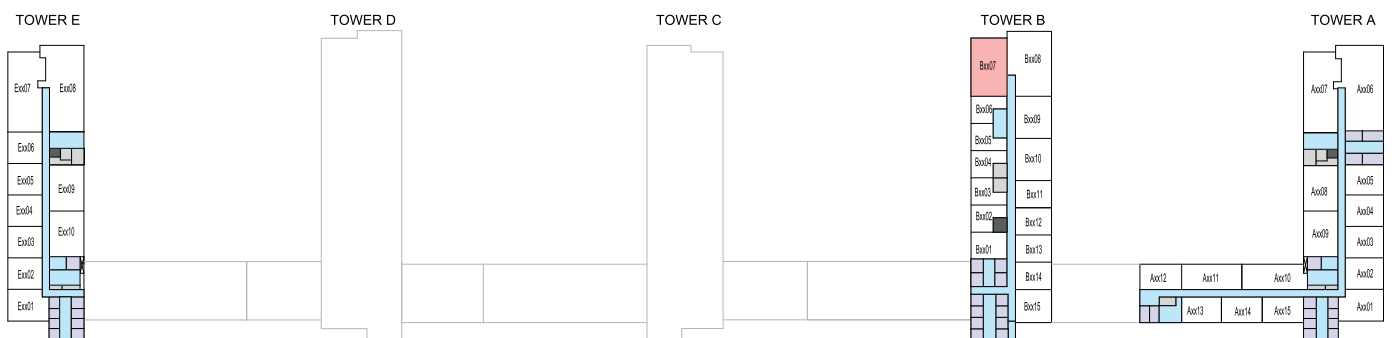
LEVEL 8-11,20-23



LEVEL 32



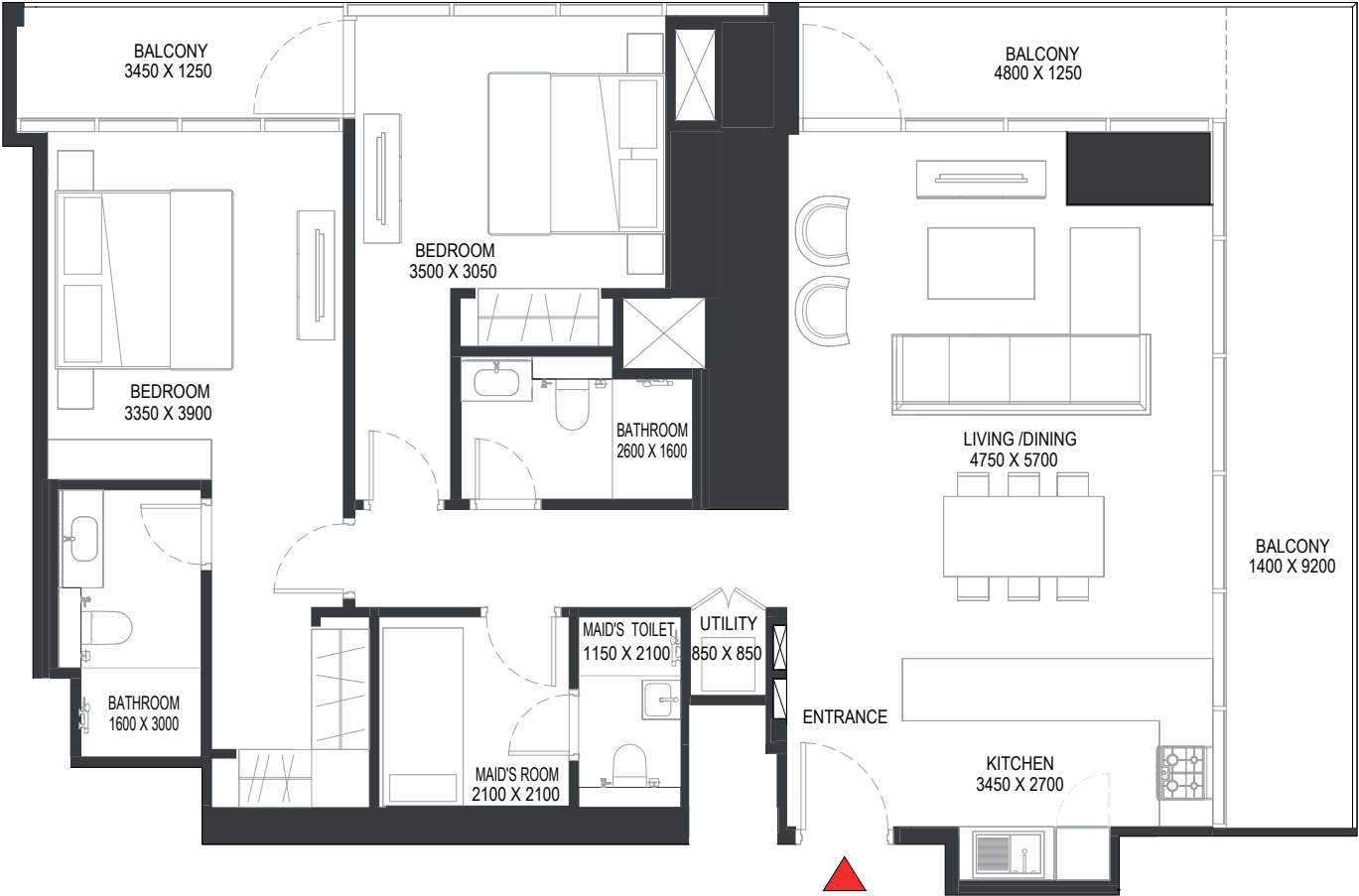
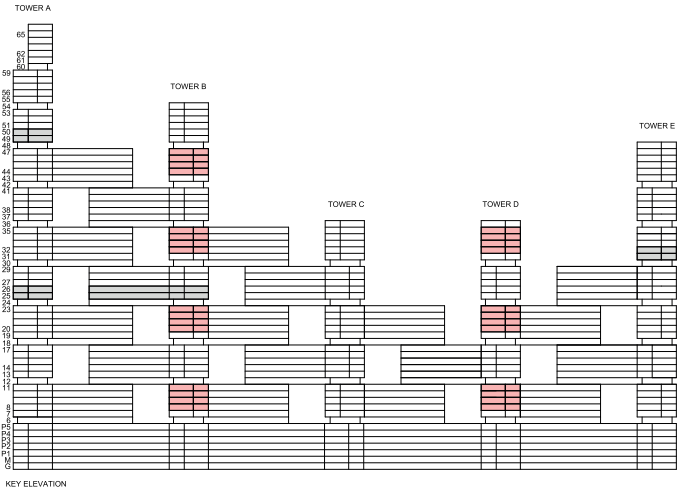
LEVEL 33-35



LEVEL 44-47

2 BEDROOM APARTMENT
TYPE C (with maid room + balcony)

TOTAL SALEABLE AREA
SUITE = 1,190.17 SQ.FT.
BALCONY RANGE = 268.45 - 268.47 SQ.FT.
TOTAL RANGE = 1,458.62 - 1,458.64 SQ.FT.



List of unit numbers with this unit plan:

VIEWS

Downtown, Ras Al Khor, Golf Course, Amenities, Creek, Water Body
B807, B907, B1007, B1107, B2007, B2107, B2207, B2307, D808, D908, D1008, D1108, D2008, D2108, D2208, D2308

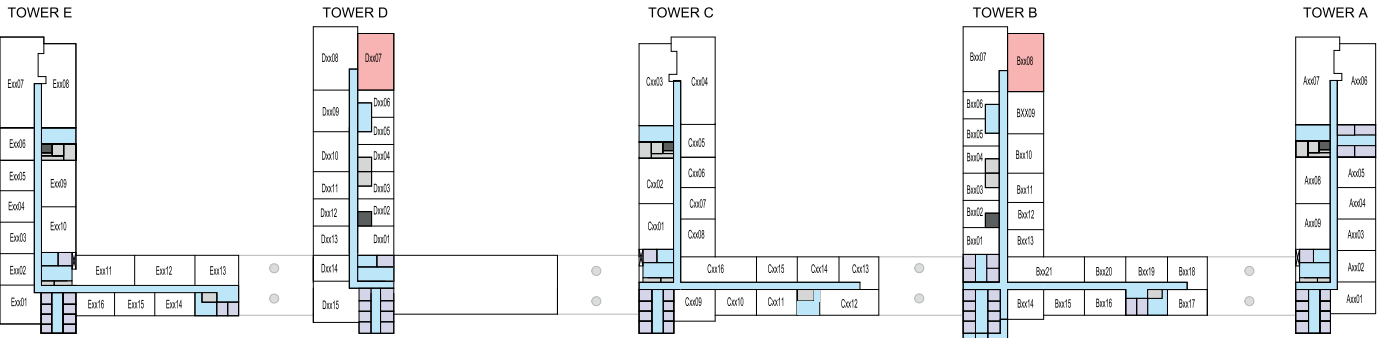
Downtown, Ras Al Khor, Golf Course, Water Body, Creek
B3207, B3307, B3407, B3507, D3208, D3308, D3408, D3508

Downtown, Ras Al Khor, Golf Course, Creek
B4407, B4507, B4607, B4707

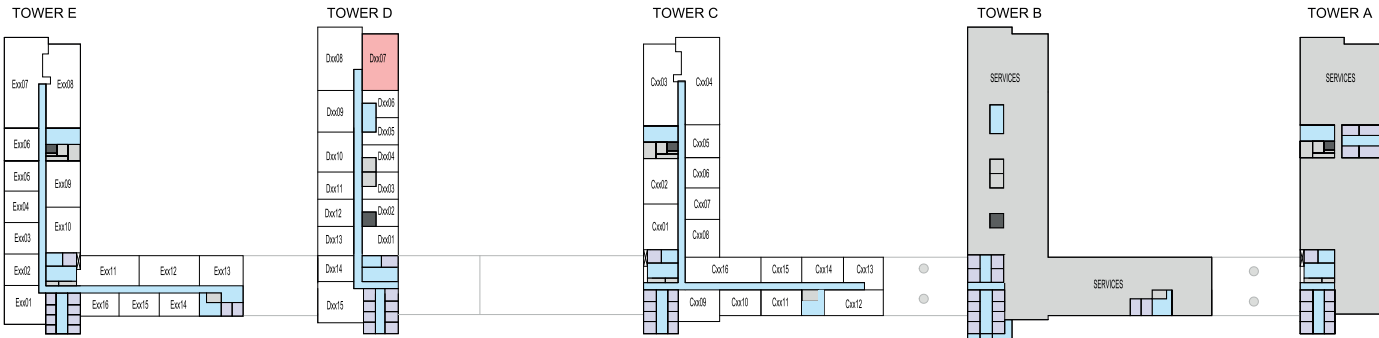
Disclaimer: 1. All dimensions are in metric, measured to wall finishes. 2. All materials, dimensions & drawings are approximate. 3. Information is subject to change without notice, at developer's absolute discretion. 4. Actual area may vary from the stated area. 5. Drawing are not to scale. 6. All images used are for illustrative purpose only and do not represent the actual size, features, specifications, fittings and furnishings. 7. The developer reserves the right to make revisions/ alterations, at its absolute discretion, without any liability whatsoever.

2 BEDROOM APARTMENT
TYPE C (with maid room + balcony) VARIANT 1

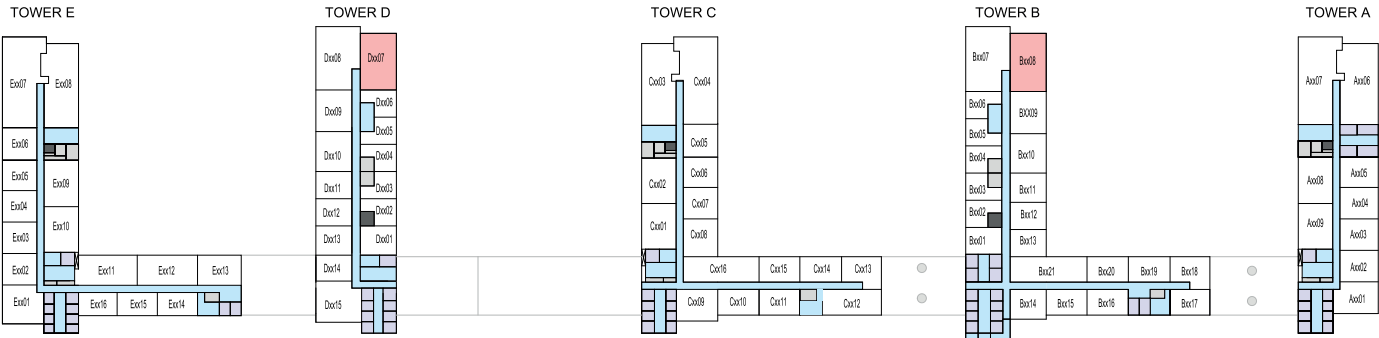
TOTAL SALEABLE AREA
SUITE = 1,190.17 SQ.FT.
BALCONY RANGE = 268.45 - 268.47 SQ.FT.
TOTAL RANGE = 1,458.62 - 1,458.64 SQ.FT.



LEVEL 14-17



LEVEL 26

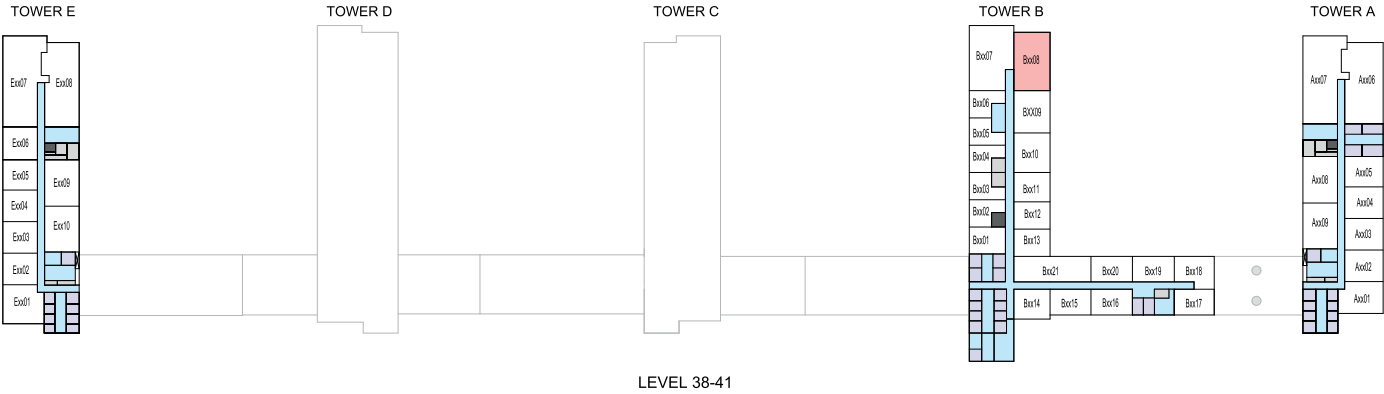


LEVEL 27-29

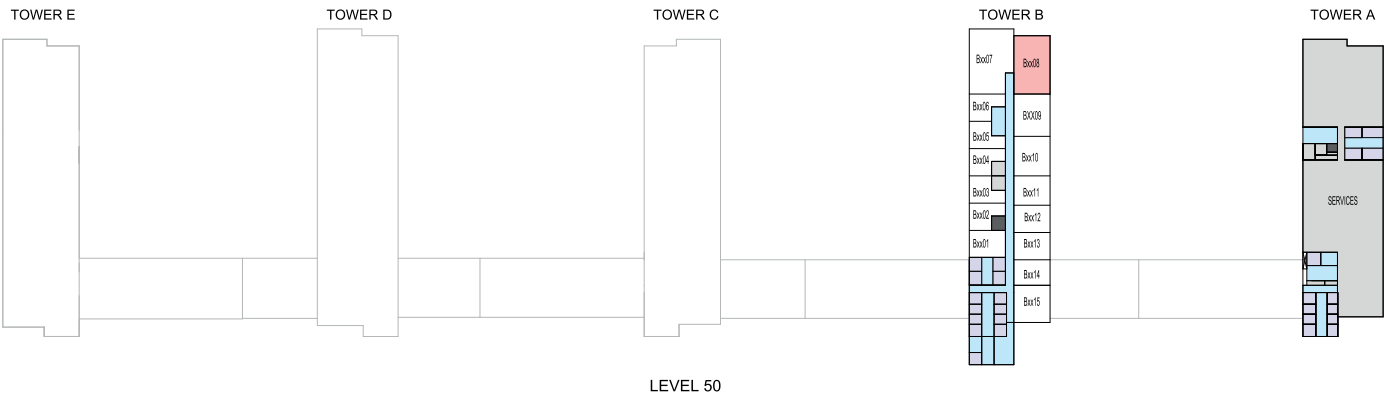
Disclaimer: 1. All dimensions are in metric, measured to wall finishes. 2. All materials, dimensions & drawings are approximate. 3. Information is subject to change without notice, at developer's absolute discretion. 4. Actual area may vary from the stated area. 5. Drawing are not to scale. 6. All images used are for illustrative purpose only and do not represent the actual size, features, specifications, fittings and furnishings. 7. The developer reserves the right to make revisions/ alterations, at its absolute discretion, without any liability whatsoever.

2 BEDROOM APARTMENT
TYPE C (with maid room + balcony) VARIANT 1

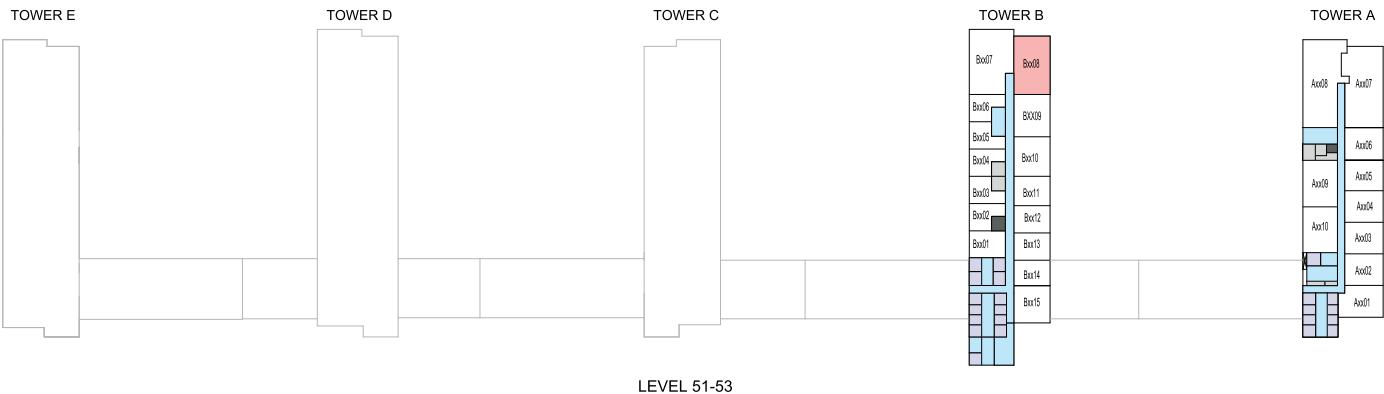
TOTAL SALEABLE AREA
SUITE = 1,190.17 SQ.FT.
BALCONY RANGE = 268.45 - 268.47 SQ.FT.
TOTAL RANGE = 1,458.62 - 1,458.64 SQ.FT.



LEVEL 38-41



LEVEL 50



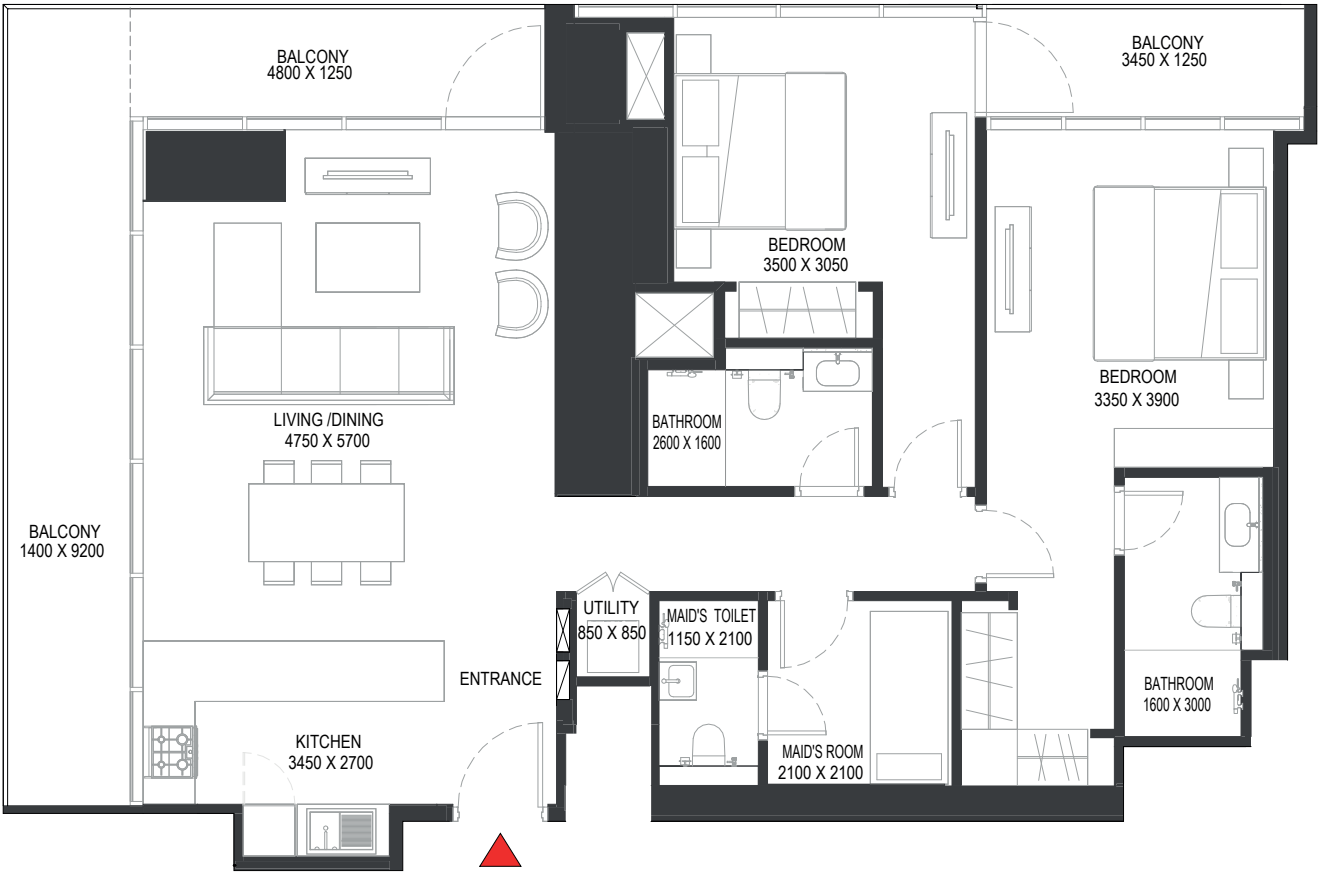
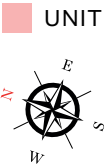
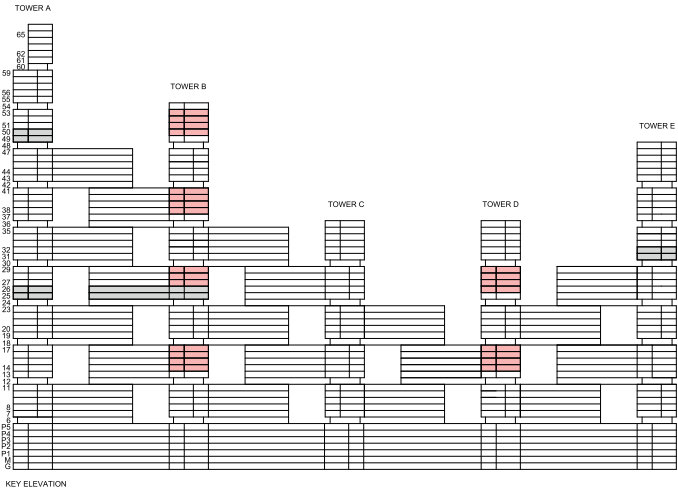
LEVEL 51-53

2 BEDROOM APARTMENT

TYPE C (with maid room + balcony) VARIANT 1

TOTAL SALEABLE AREA

SUITE = 1,190.17 SQ.FT.
BALCONY RANGE = 268.45 - 268.47 SQ.FT.
TOTAL RANGE = 1,458.62 - 1,458.64 SQ.FT.



List of unit numbers with this unit plan:

VIEWS

Downtown, Ras Al Khor, Golf Course, Amenities, Creek, Water Body
B1408, D1407, D1507, D1607, D1707

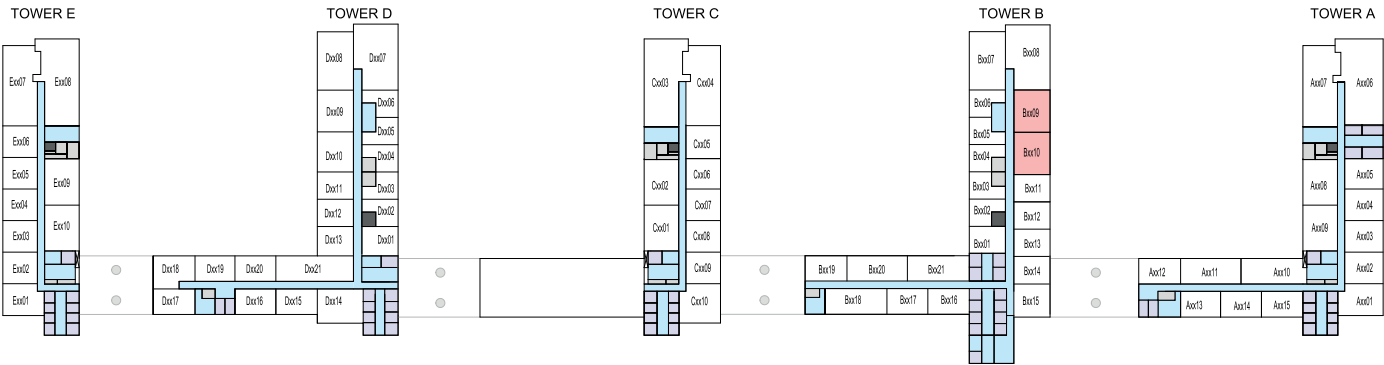
Downtown, Ras Al Khor, Golf Course, Amenities, Creek
B1508, B1608, B1708

Downtown, Ras Al Khor, Creek, Golf Course, Water body
B2708, B2808, B2908, D2607, D2707, D2807, D2907

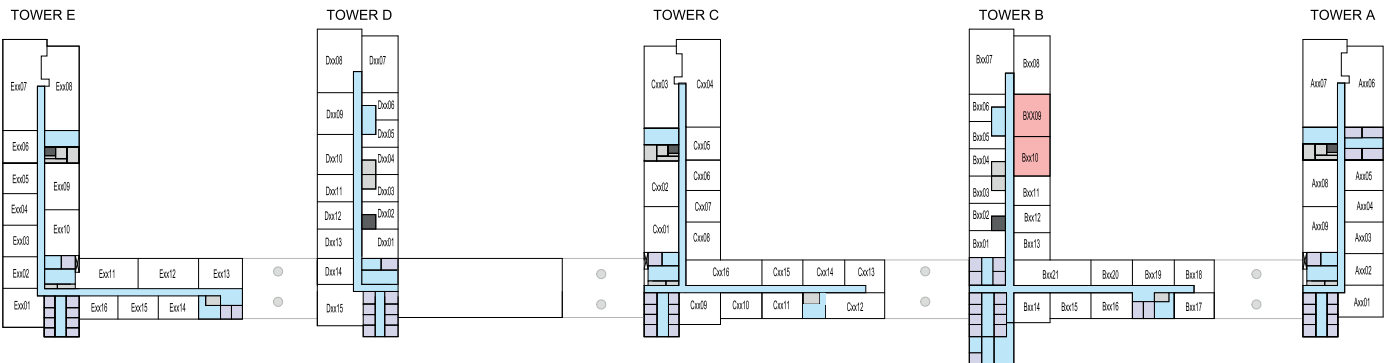
Downtown, Ras Al Khor, Golf Course, Creek
B3808, B3908, B4008, B4108, B5008, B5108, B5208, B5308

2 BEDROOM APARTMENT
TYPE D (with powder room + balcony)

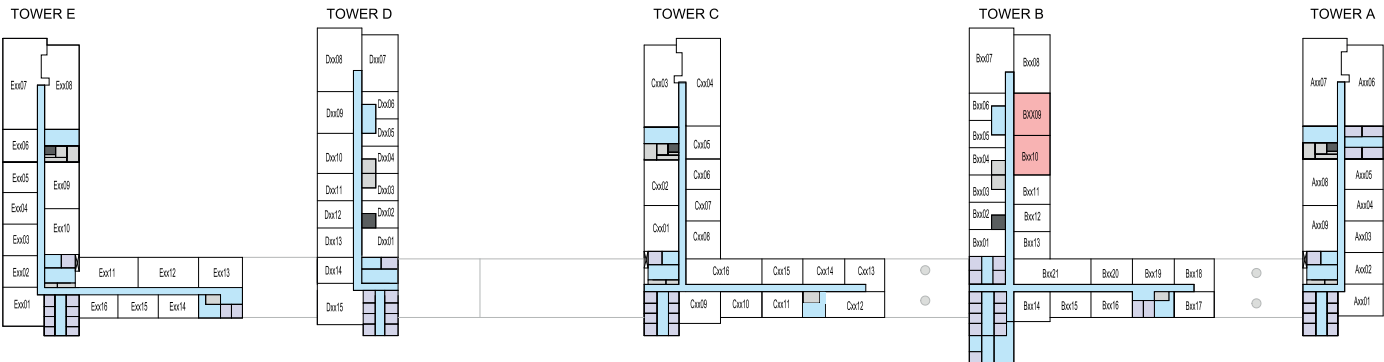
TOTAL SALEABLE AREA
SUITE = 968.11 SQ.FT.
BALCONY = 48.13 SQ.FT.
TOTAL = 1,016.24 SQ.FT.



LEVEL 8-11,20-23



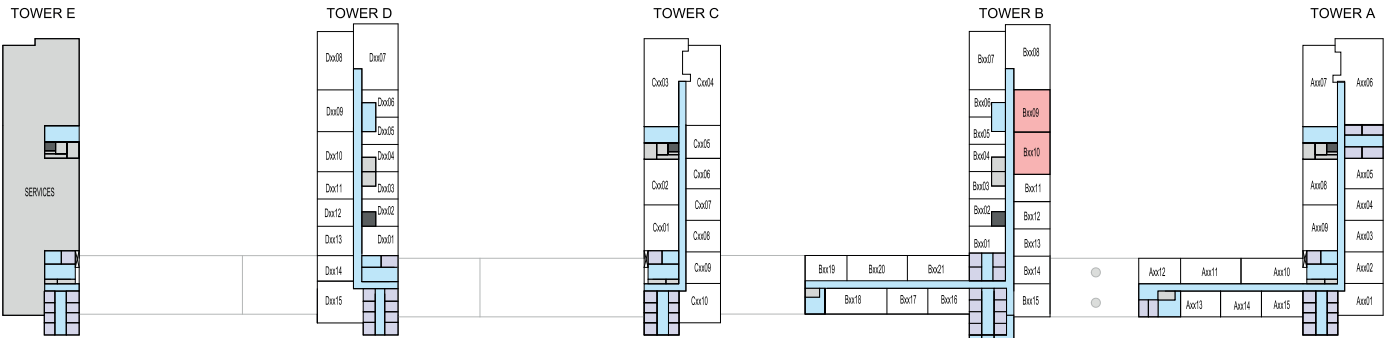
LEVEL 14-17



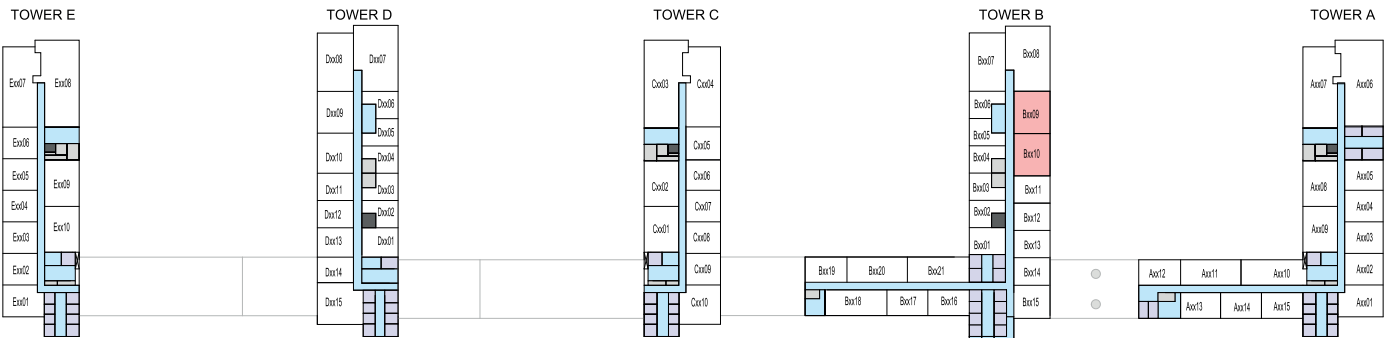
LEVEL 27-29

2 BEDROOM APARTMENT
TYPE D (with powder room + balcony)

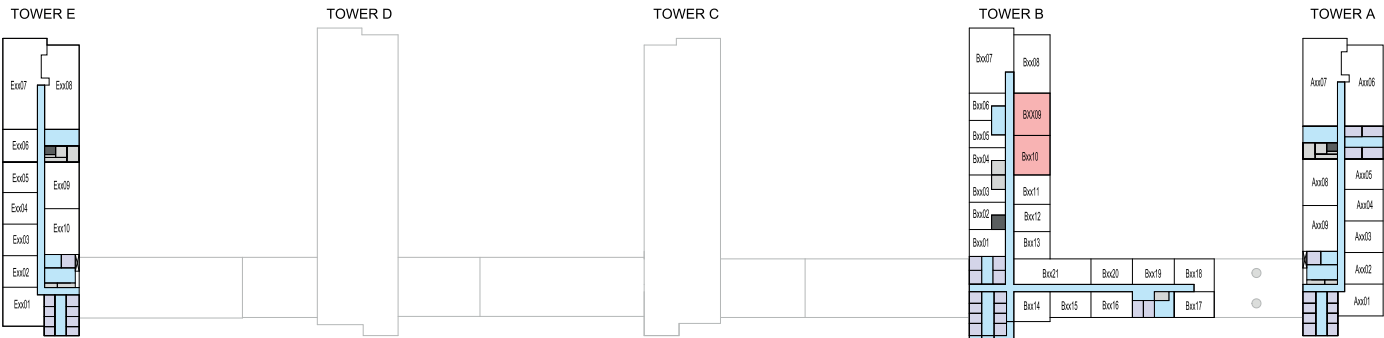
TOTAL SALEABLE AREA
SUITE = 968.11 SQ.FT.
BALCONY = 48.13 SQ.FT.
TOTAL = 1,016.24 SQ.FT.



LEVEL 32



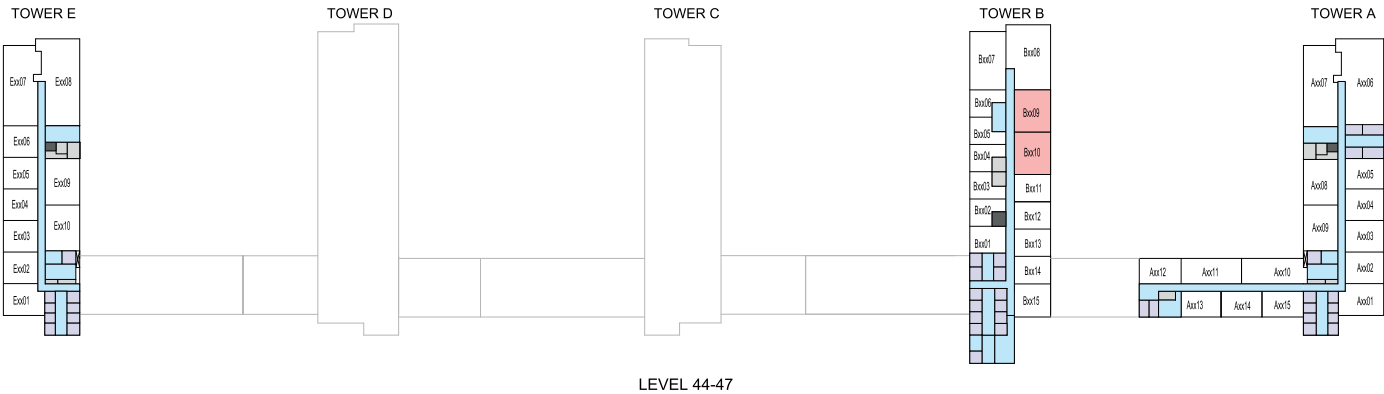
LEVEL 33-35



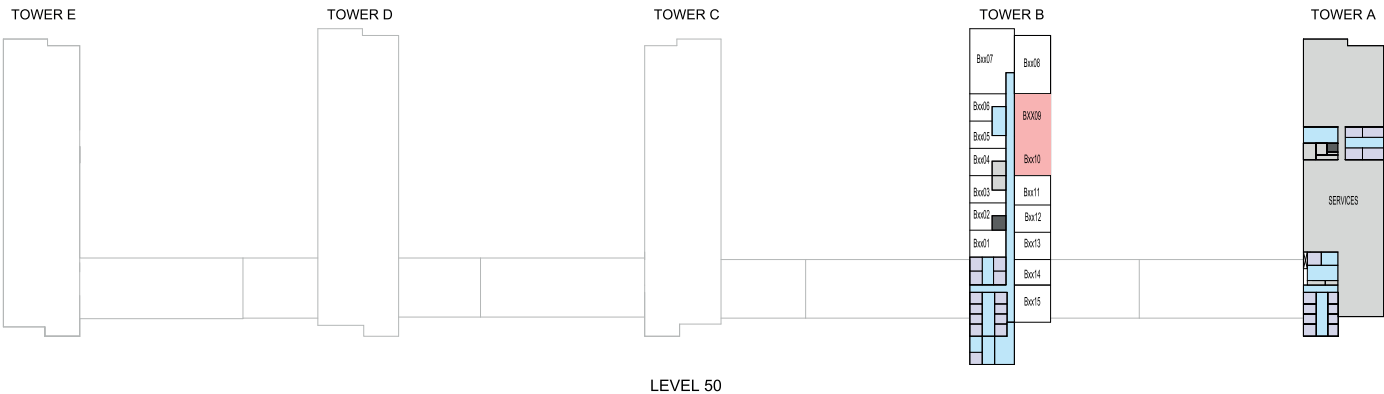
LEVEL 38-41

2 BEDROOM APARTMENT
TYPE D (with powder room + balcony)

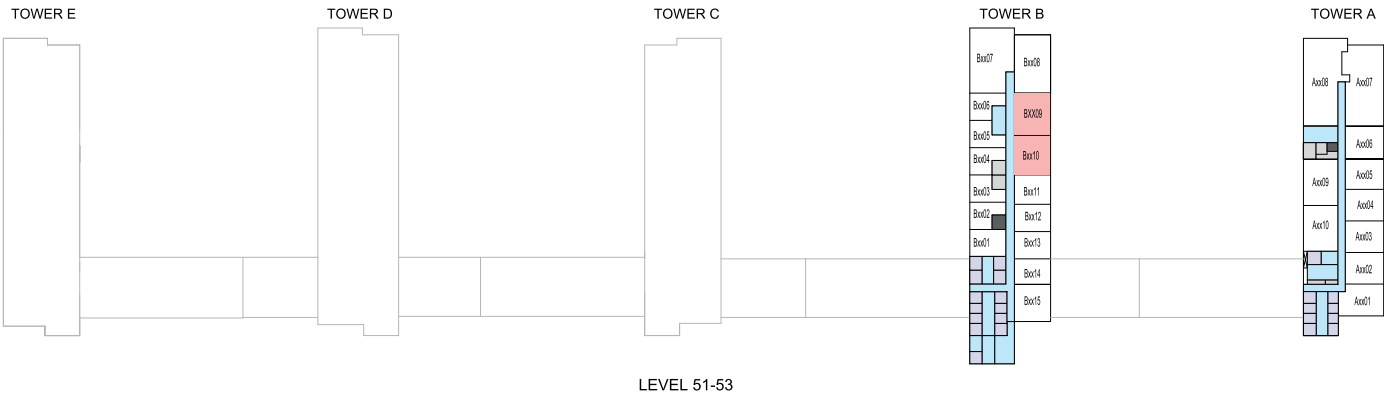
TOTAL SALEABLE AREA
SUITE = 968.11 SQ.FT.
BALCONY = 48.13 SQ.FT.
TOTAL = 1,016.24 SQ.FT.



LEVEL 44-47



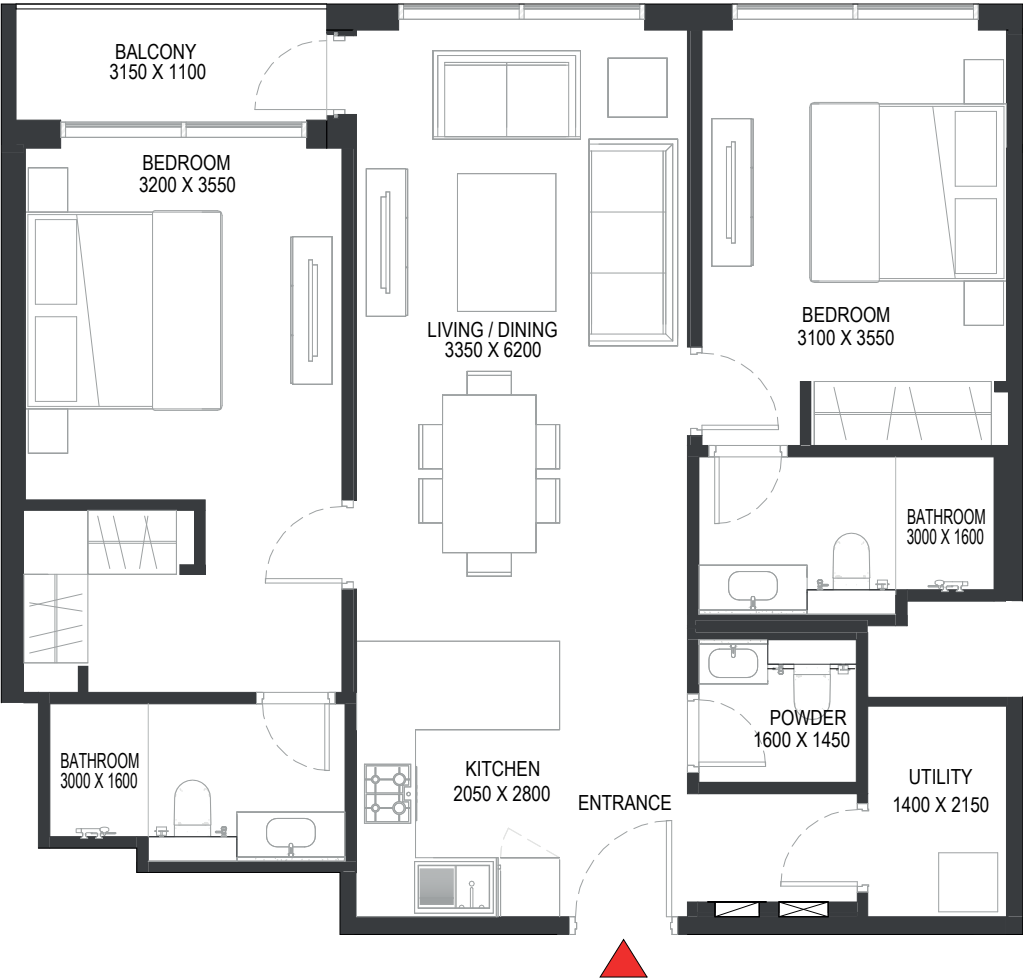
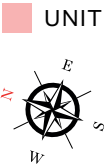
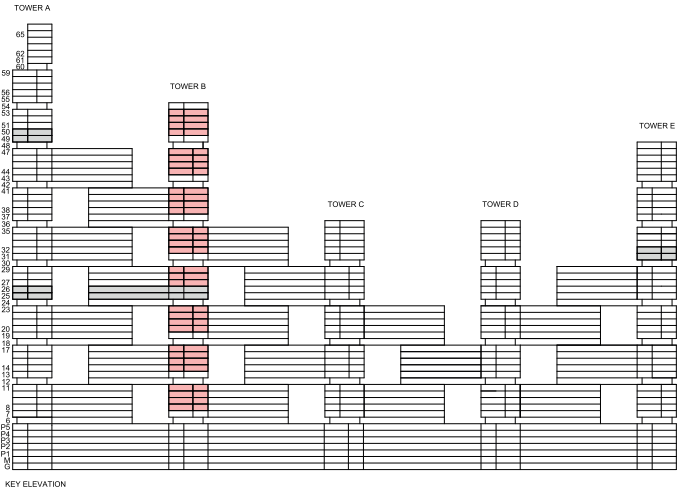
LEVEL 50



LEVEL 51-53

2 BEDROOM APARTMENT
TYPE D (with powder room + balcony)

TOTAL SALEABLE AREA
SUITE = 968.11 SQ.FT.
BALCONY = 48.13 SQ.FT.
TOTAL = 1,016.24 SQ.FT.



List of unit numbers with this unit plan:

VIEWS

Golf Course, Amenities, Creek

B809, B909, B1009, B1109, B1409, B1410, B1509, B1510, B1609, B1610, B1709, B1710, B2009, B2010, B2109, B2110, B2209, B2210, B2309, B2310

Amenities, Creek

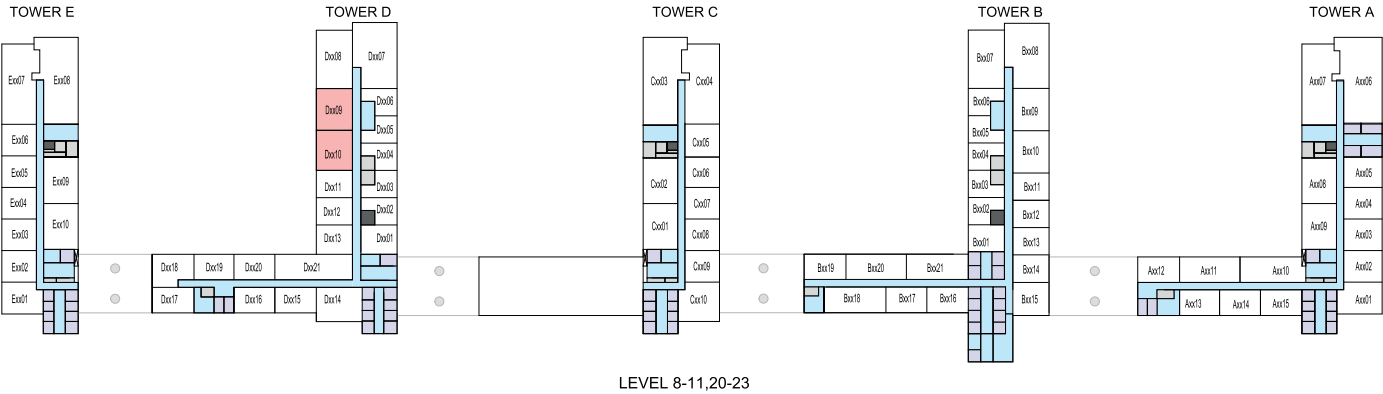
B810, B910, B1010

Golf Course, Creek

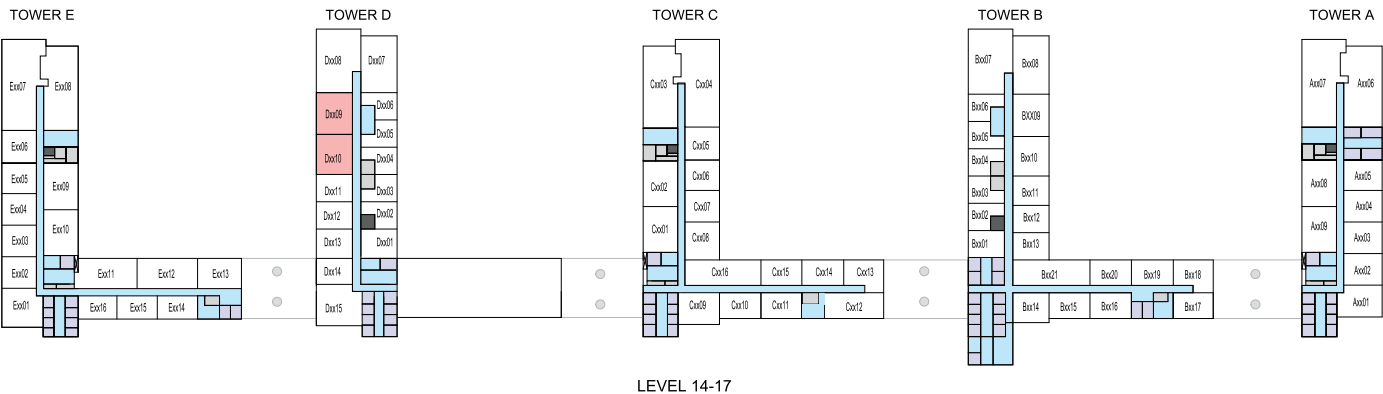
B2709, B2710, B2809, B2810, B2909, B2910, B3209, B3210, B3309, B3310, B3409, B3410, B3509, B3510, B3809, B3810, B3909, B3910, B4009, B4010, B4109, B4110, B4409, B4410, B4509, B4510, B4609, B4610, B4709, B4710, B5009, B5010, B5109, B5110, B5209, B5210, B5309, B5310

2 BEDROOM APARTMENT
TYPE D (with powder room + balcony) VARIANT 1

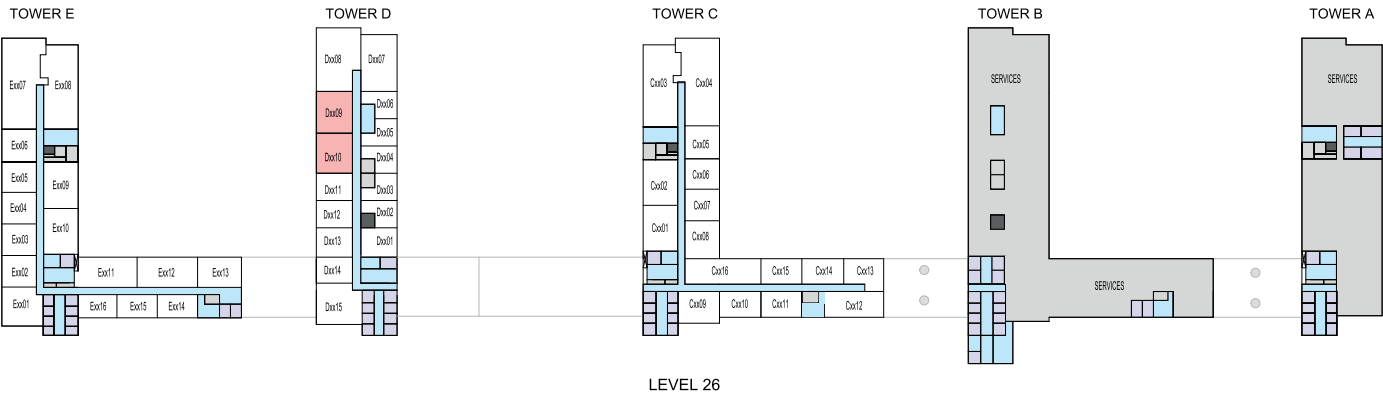
TOTAL SALEABLE AREA
SUITE = 968.43 SQ.FT.
BALCONY = 48.56 SQ.FT.
TOTAL = 1,016.99 SQ.FT.



LEVEL 8-11,20-23



LEVEL 14-17

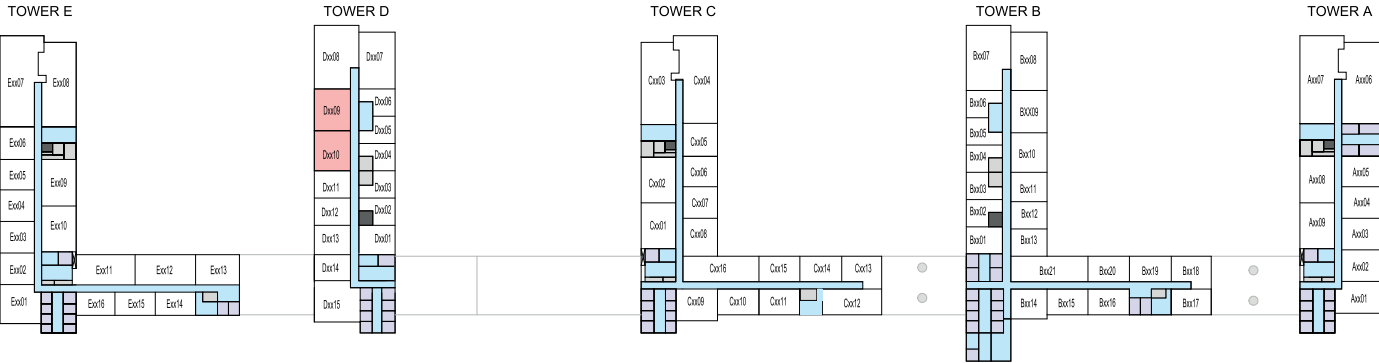


LEVEL 26

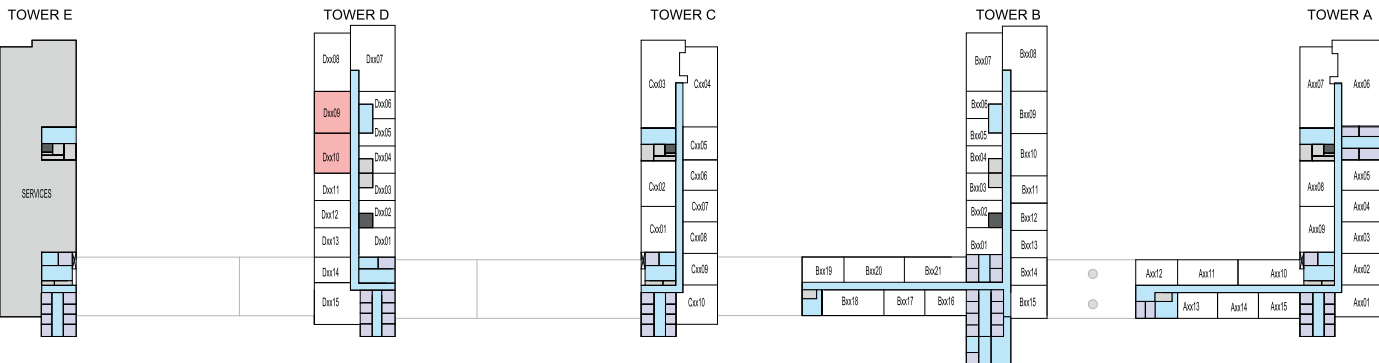
Disclaimer: 1. All dimensions are in metric, measured to wall finishes. 2. All materials, dimensions & drawings are approximate. 3. Information is subject to change without notice, at developer's absolute discretion. 4. Actual area may vary from the stated area. 5. Drawing are not to scale. 6. All images used are for illustrative purpose only and do not represent the actual size, features, specifications, fittings and furnishings. 7. The developer reserves the right to make revisions/ alterations, at its absolute discretion, without any liability whatsoever.

2 BEDROOM APARTMENT
TYPE D (with powder room + balcony) VARIANT 1

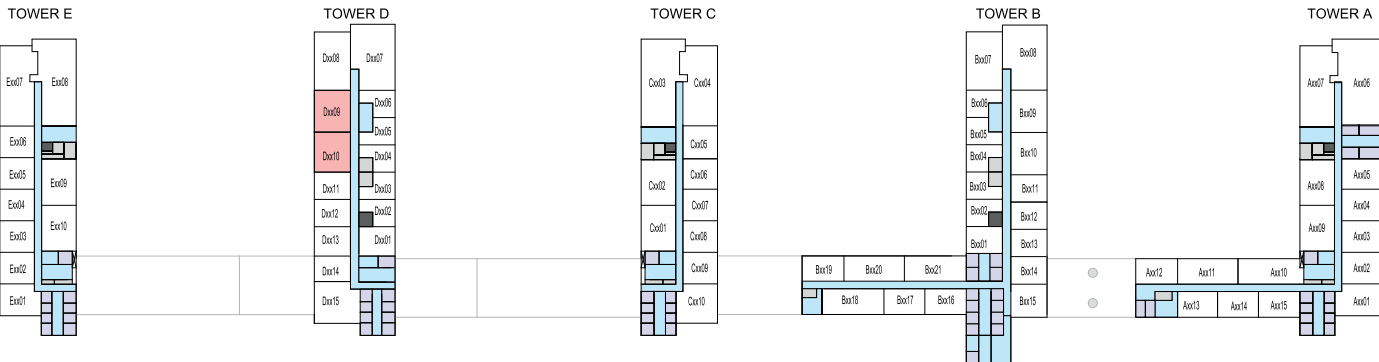
TOTAL SALEABLE AREA
SUITE = 968.43 SQ.FT.
BALCONY = 48.56 SQ.FT.
TOTAL = 1,016.99 SQ.FT.



LEVEL 27-29



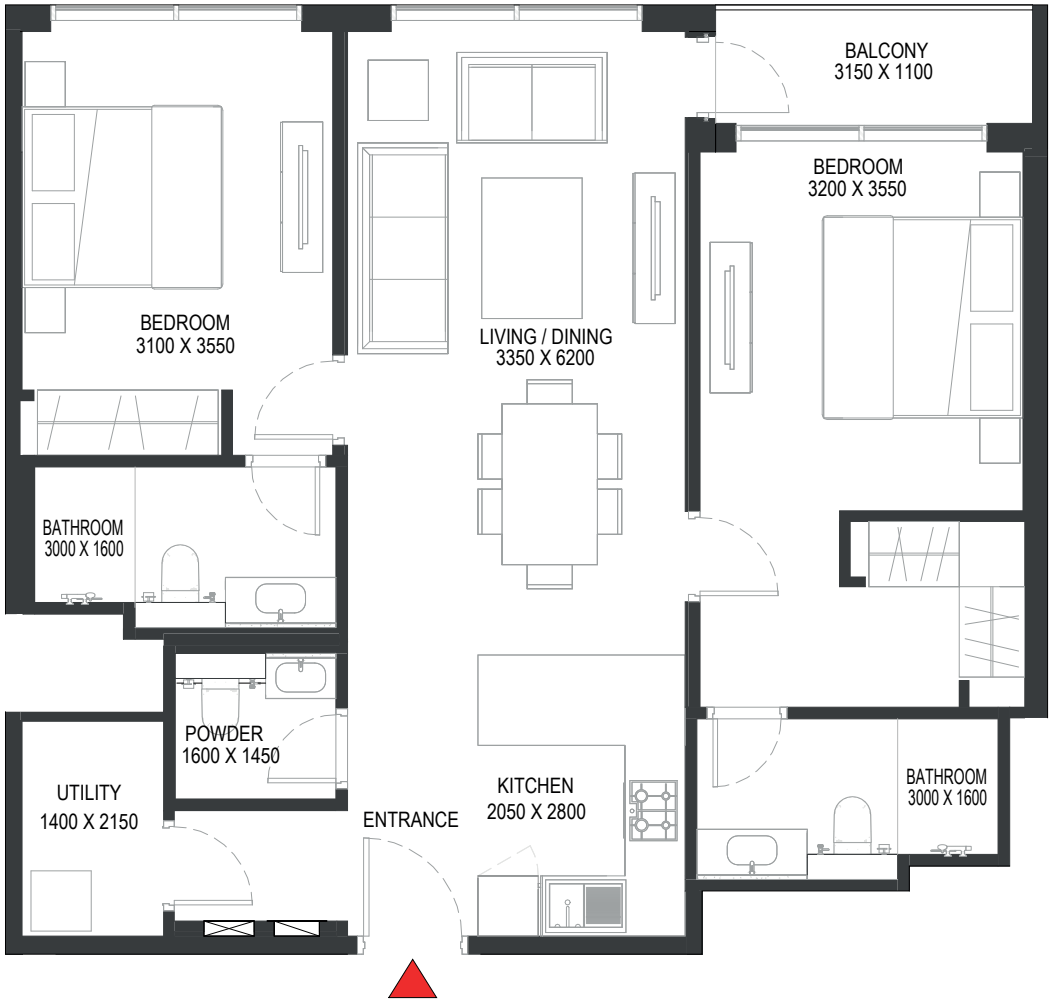
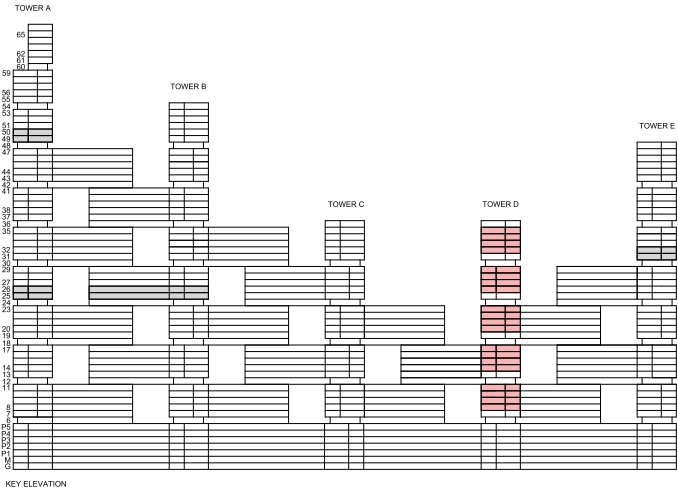
LEVEL 32



LEVEL 33-35

2 BEDROOM APARTMENT
TYPE D (with powder room + balcony) VARIANT 1

TOTAL SALEABLE AREA
SUITE = 968.43 SQ.FT.
BALCONY = 48.56 SQ.FT.
TOTAL = 1,016.99 SQ.FT.



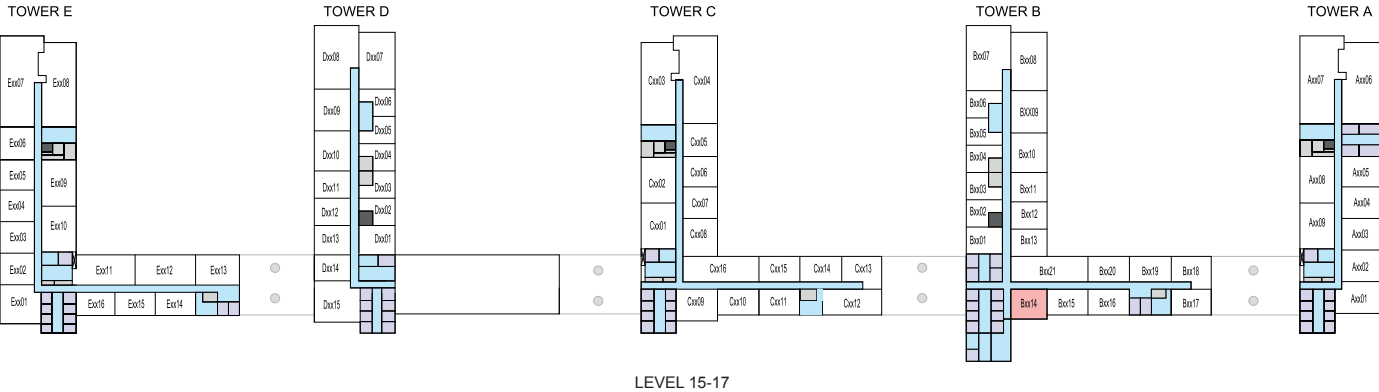
List of unit numbers with this unit plan:

VIEWS

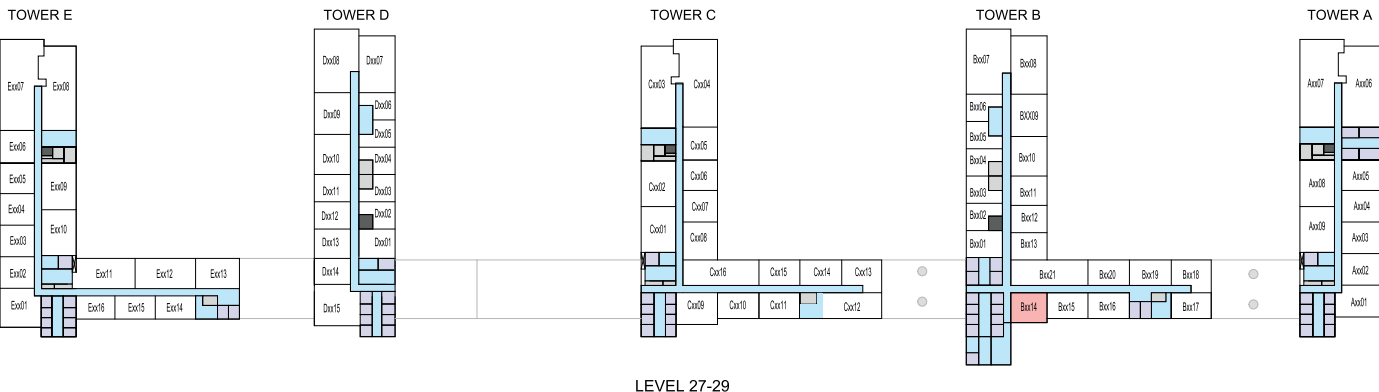
- Ras Al Khor, Amenities
D809, D810, D909, D910, D1009, D1010, D1109, D1110, D1409, D1410, D1509, D1510, D1609, D1610, D1709, D1710, D2009, D2010, D2109, D2110, D2209, D2210, D2309, D2310
- Ras Al Khor
D2609, D2610, D2709, D2710, D2809, D2810, D2909, D2910, D3209, D3210, D3309, D3310, D3409, D3410, D3509, D3510

2 BEDROOM APARTMENT
TYPE E (with balcony)

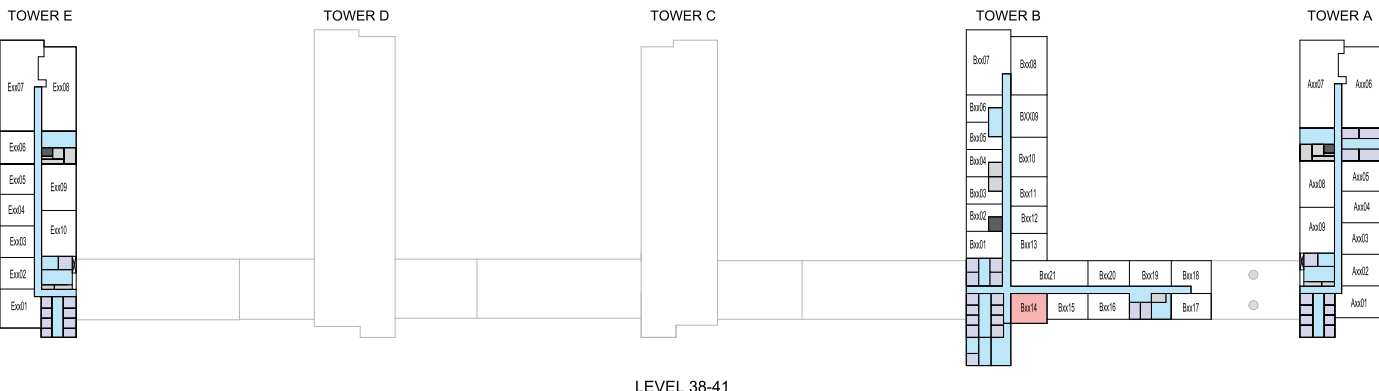
TOTAL SALEABLE AREA
SUITE = 803.42 SQ.FT.
BALCONY = 46.82 SQ.FT.
TOTAL = 850.24 SQ.FT.



LEVEL 15-17



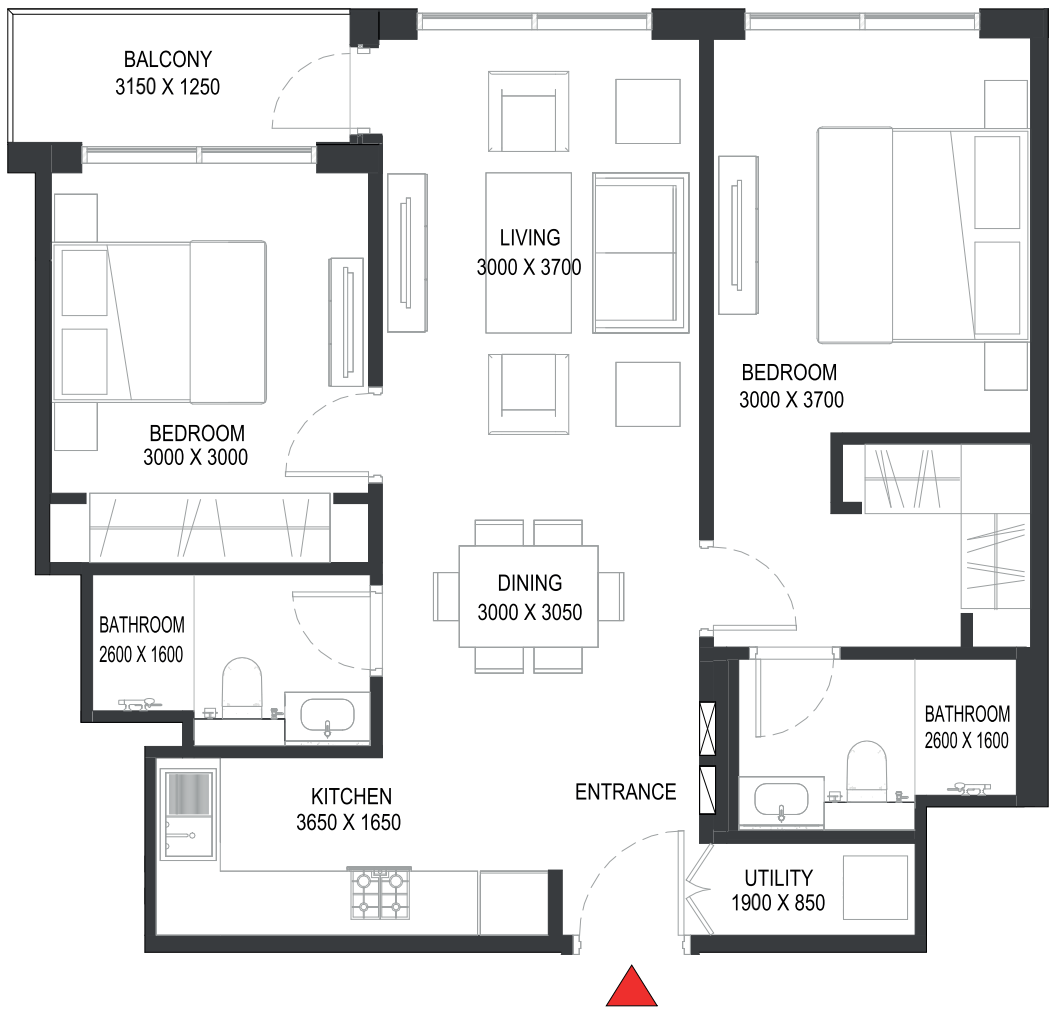
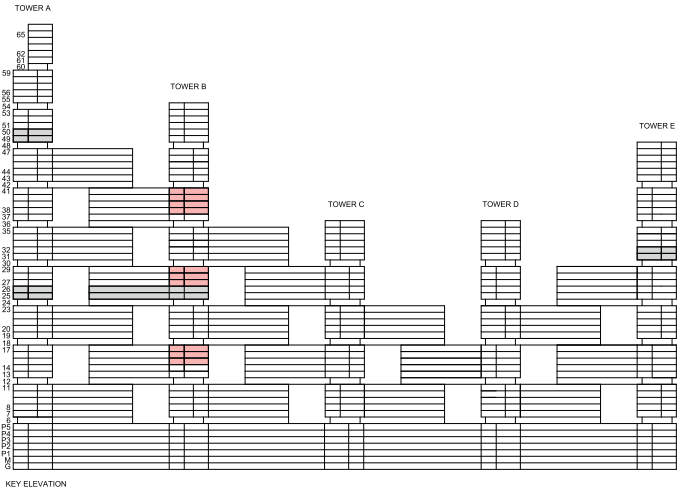
LEVEL 27-29



LEVEL 38-41

2 BEDROOM APARTMENT
TYPE E (with balcony)

TOTAL SALEABLE AREA
SUITE = 803.42 SQ.FT.
BALCONY = 46.82 SQ.FT.
TOTAL = 850.24 SQ.FT.



List of unit numbers with this unit plan:

VIEWS

City View

B1514, B1614, B1714, B2714, B2814, B2914, B3814, B3914, B4014, B4114

Disclaimer: 1. All dimensions are in metric, measured to wall finishes. 2. All materials, dimensions & drawings are approximate. 3. Information is subject to change without notice, at developer's absolute discretion. 4. Actual area may vary from the stated area. 5. Drawing are not to scale. 6. All images used are for illustrative purpose only and do not represent the actual size, features, specifications, fittings and furnishings. 7. The developer reserves the right to make revisions/ alterations, at its absolute discretion, without any liability whatsoever.

TYPE E (with balcony) VARIANT 1

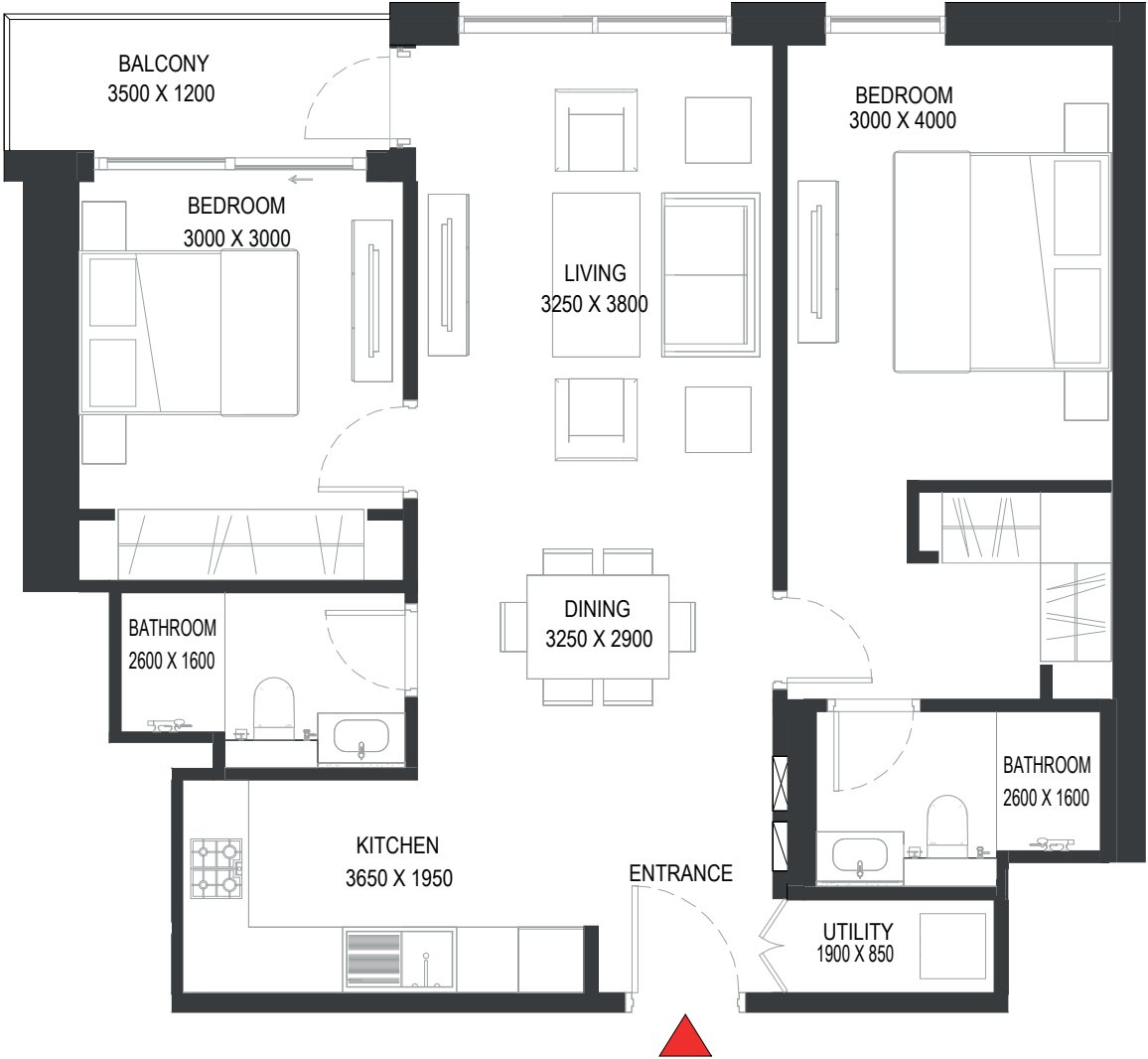
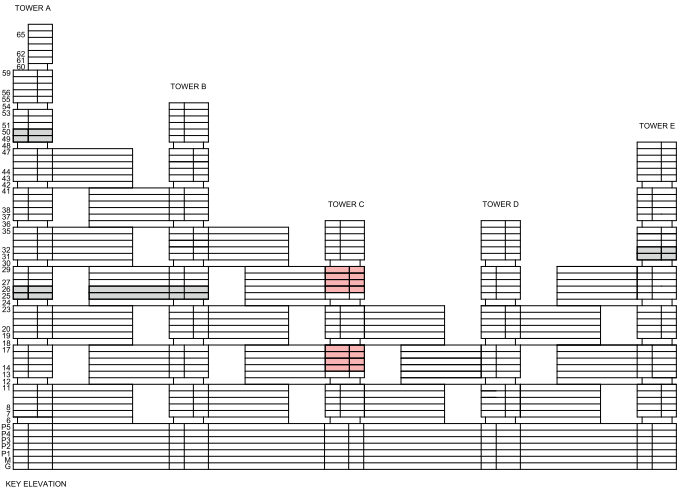
TOTAL = 942.92 SQ.FT.



Disclaimer: 1. All dimensions are in metric, measured to wall finishes. 2. All materials, dimensions & drawings are approximate. 3. Information is subject to change without notice, at developer's absolute discretion. 4. Actual area may vary from the stated area. 5. Drawing are not to scale. 6. All images used are for illustrative purpose only and do not represent the actual size, features, specifications, fittings and furnishings. 7. The developer reserves the right to make revisions/ alterations, at its absolute discretion, without any liability whatsoever.

2 BEDROOM APARTMENT
TYPE E (with balcony) VARIANT 1

TOTAL SALEABLE AREA
SUITE = 891.47 SQ.FT.
BALCONY = 51.45 SQ.FT.
TOTAL = 942.92 SQ.FT.



List of unit numbers with this unit plan:

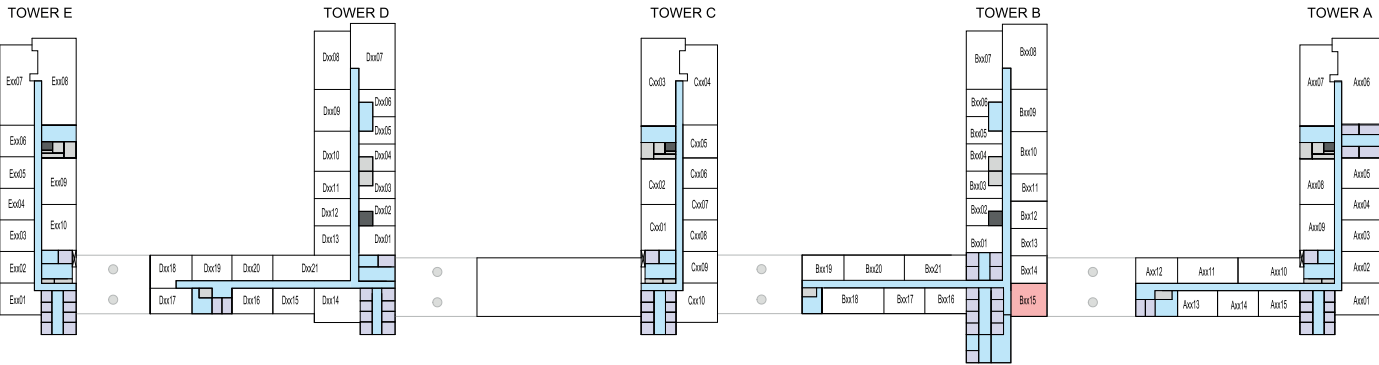
VIEWS

City View
C1409, C1509, C1609, C1709, C2609, C2709, C2809, C2909

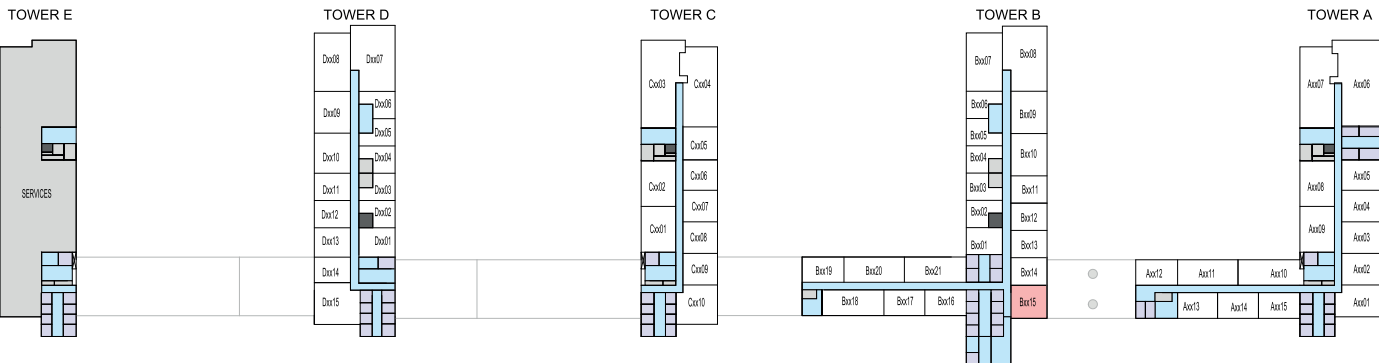
Disclaimer: 1. All dimensions are in metric, measured to wall finishes. 2. All materials, dimensions & drawings are approximate. 3. Information is subject to change without notice, at developer's absolute discretion. 4. Actual area may vary from the stated area. 5. Drawing are not to scale. 6. All images used are for illustrative purpose only and do not represent the actual size, features, specifications, fittings and furnishings. 7. The developer reserves the right to make revisions/ alterations, at its absolute discretion, without any liability whatsoever.

2 BEDROOM APARTMENT
TYPE F (with maid room + balcony)

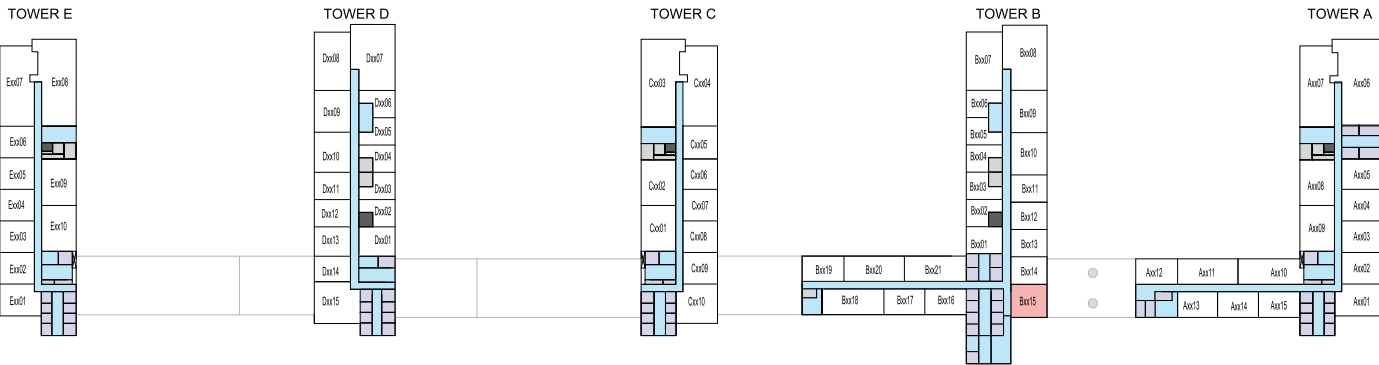
TOTAL SALEABLE AREA
SUITE RANGE = 1,024.28 - 1,027.31 SQ.FT.
BALCONY RANGE = 48.64 - 48.76 SQ.FT.
TOTAL RANGE = 1,073.04 - 1,075.95 SQ.FT.



LEVEL 8-11,20-23



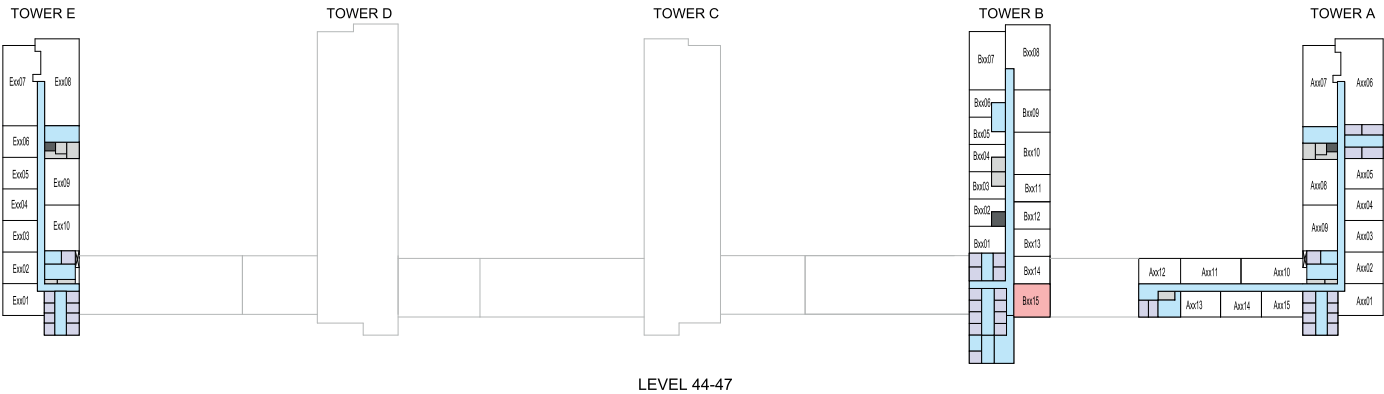
LEVEL 32



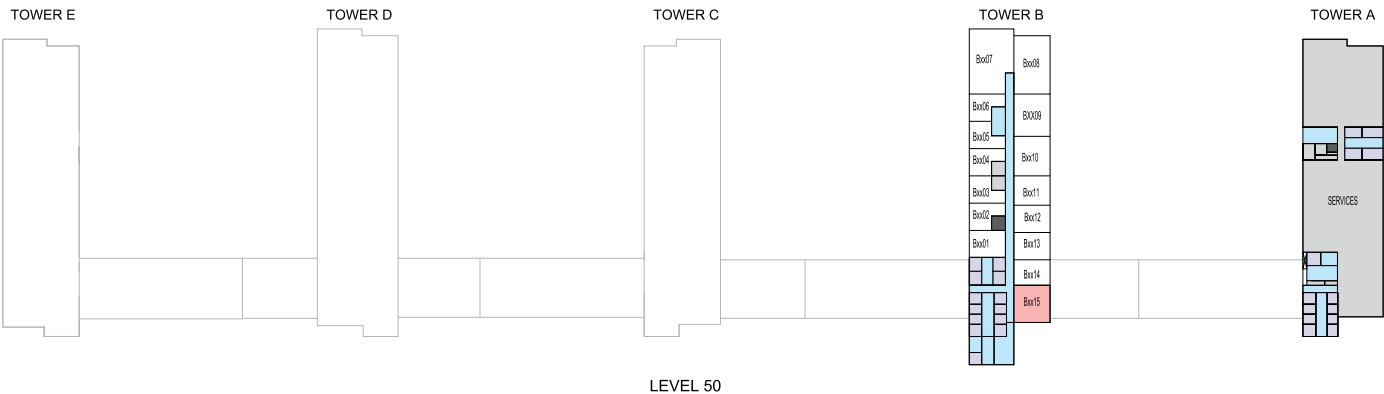
LEVEL 33-35

2 BEDROOM APARTMENT
TYPE F (with maid room + balcony)

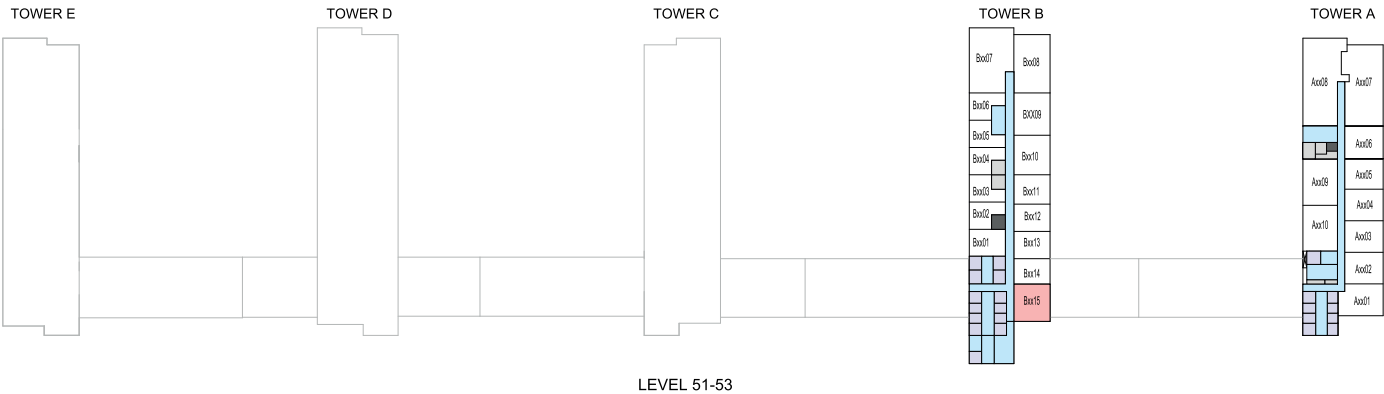
TOTAL SALEABLE AREA
SUITE RANGE = 1,024.28 - 1,027.31 SQ.FT.
BALCONY RANGE = 48.64 - 48.76 SQ.FT.
TOTAL RANGE = 1,073.04 - 1,075.95 SQ.FT.



LEVEL 44-47



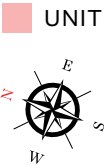
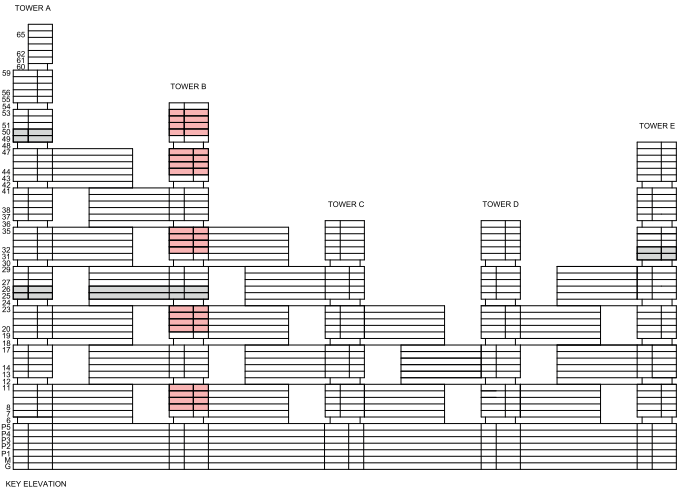
LEVEL 50



LEVEL 51-53

2 BEDROOM APARTMENT
TYPE F (with maid room + balcony)

TOTAL SALEABLE AREA
SUITE RANGE = 1,024.28 SQ.FT. - 1,027.31 SQ.FT.
BALCONY RANGE = 48.64 SQ.FT. - 48.76 SQ.FT.
TOTAL RANGE = 1,073.04 SQ.FT. - 1,075.95 SQ.FT.



List of unit numbers with this unit plan:

VIEWS

Amenities, Creek

B815, B915, B1015, B1115

Golf Course, Amenities, Creek

B2015, B2115, B2215, B2315

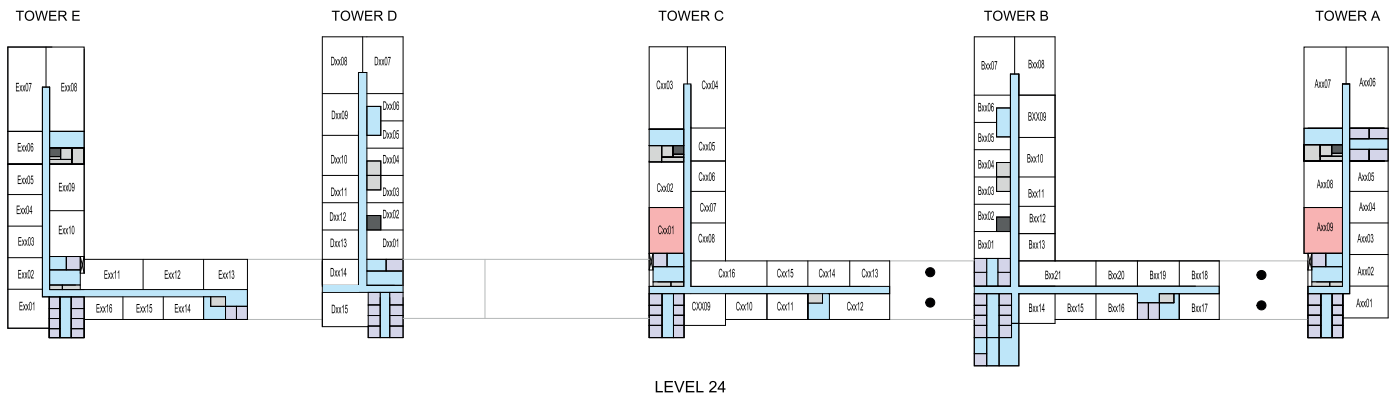
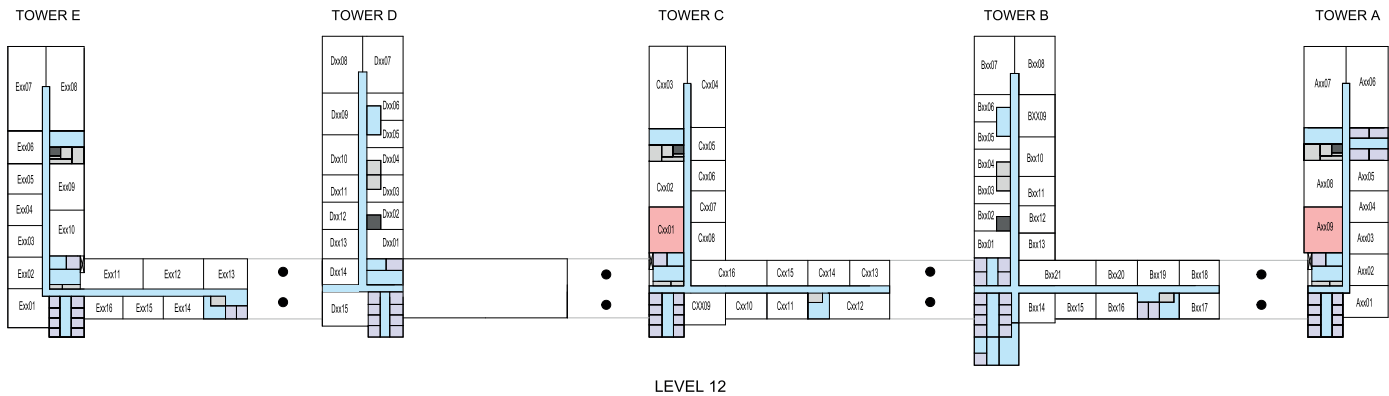
Golf Course, Creek

B3215, B3315, B3415, B3515, B4415, B4515, B4615, B4715, B5115, B5215, B5315

Disclaimer: 1. All dimensions are in metric, measured to wall finishes. 2. All materials, dimensions & drawings are approximate. 3. Information is subject to change without notice, at developer's absolute discretion. 4. Actual area may vary from the stated area. 5. Drawing are not to scale. 6. All images used are for illustrative purpose only and do not represent the actual size, features, specifications, fittings and furnishings. 7. The developer reserves the right to make revisions/ alterations, at its absolute discretion, without any liability whatsoever.

2 BEDROOM APARTMENT
TYPE G (with powder room + yard)

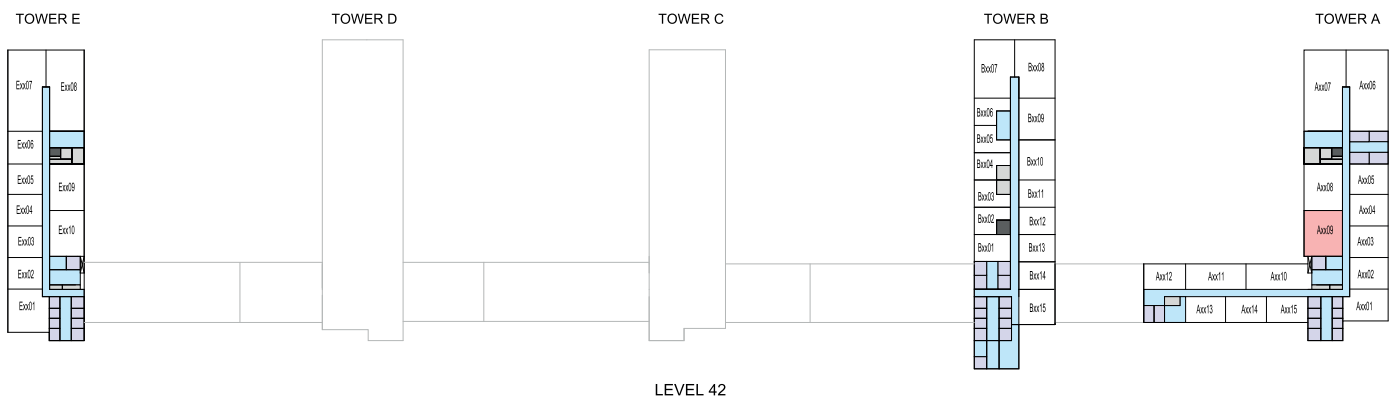
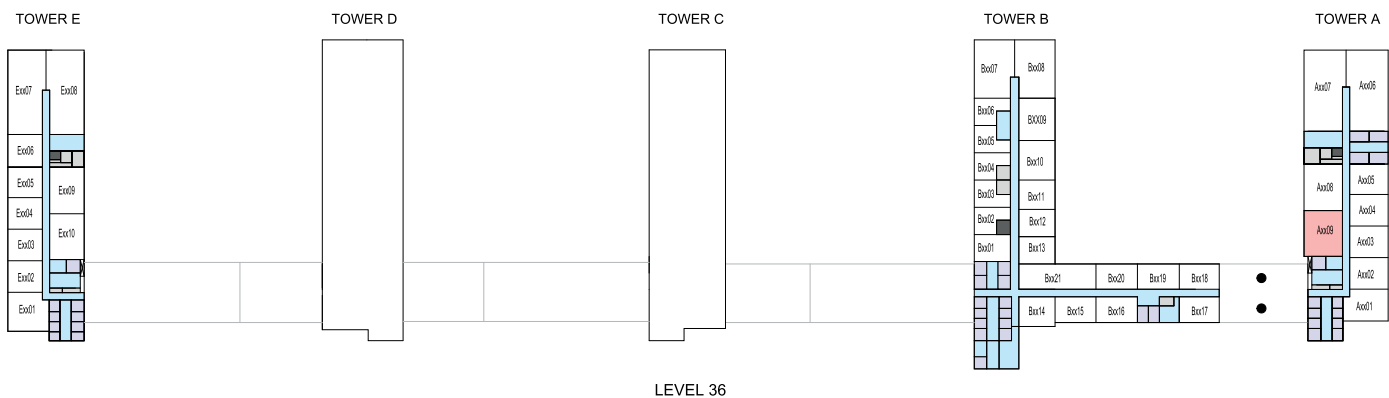
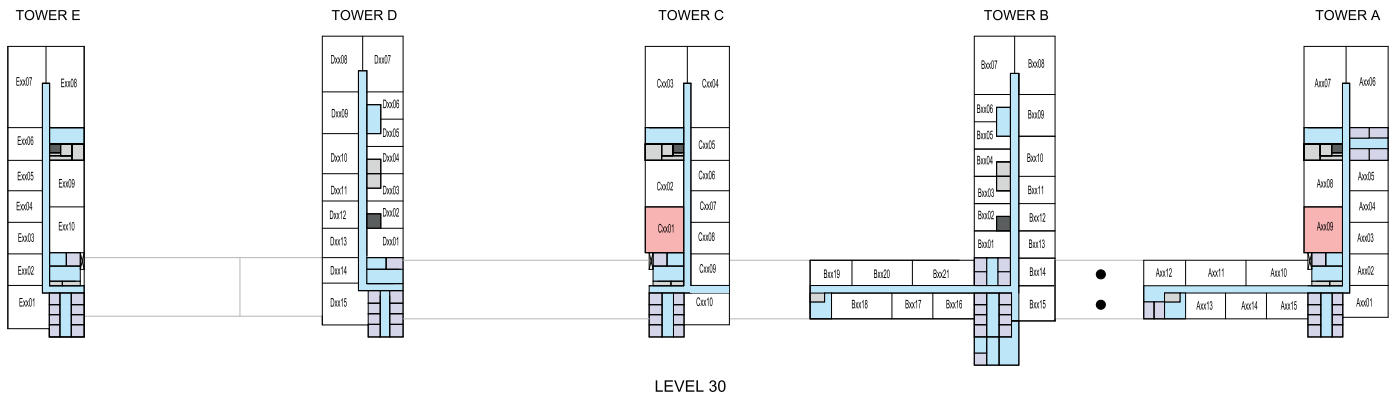
TOTAL SALEABLE AREA
SUITE = 1,025.05 SQ.FT.
YARD = 184.82 SQ.FT.
TOTAL = 1,209.87 SQ.FT.



Disclaimer: 1. All dimensions are in metric, measured to wall finishes. 2. All materials, dimensions & drawings are approximate. 3. Information is subject to change without notice, at developer's absolute discretion. 4. Actual area may vary from the stated area. 5. Drawing are not to scale. 6. All images used are for illustrative purpose only and do not represent the actual size, features, specifications, fittings and furnishings. 7. The developer reserves the right to make revisions/ alterations, at its absolute discretion, without any liability whatsoever.

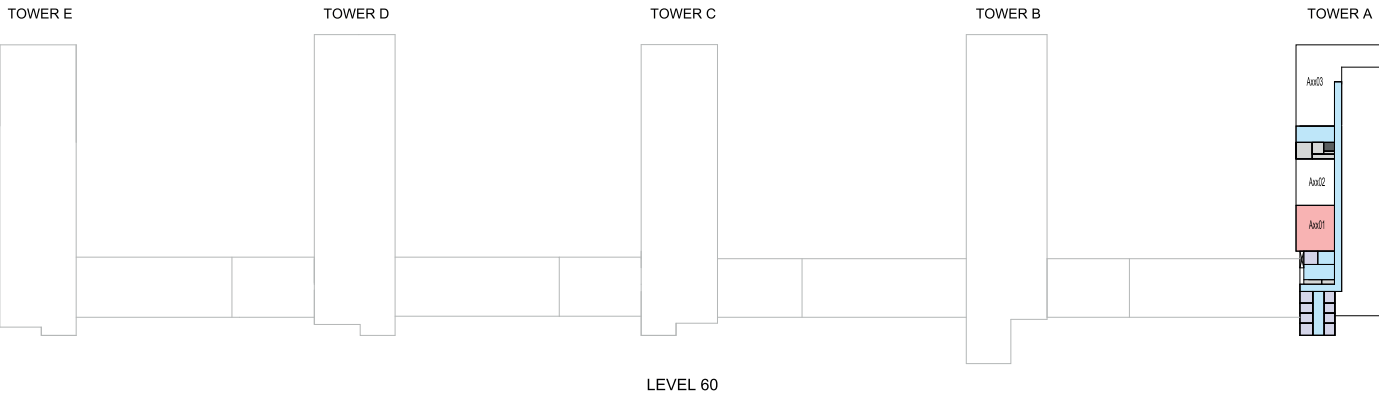
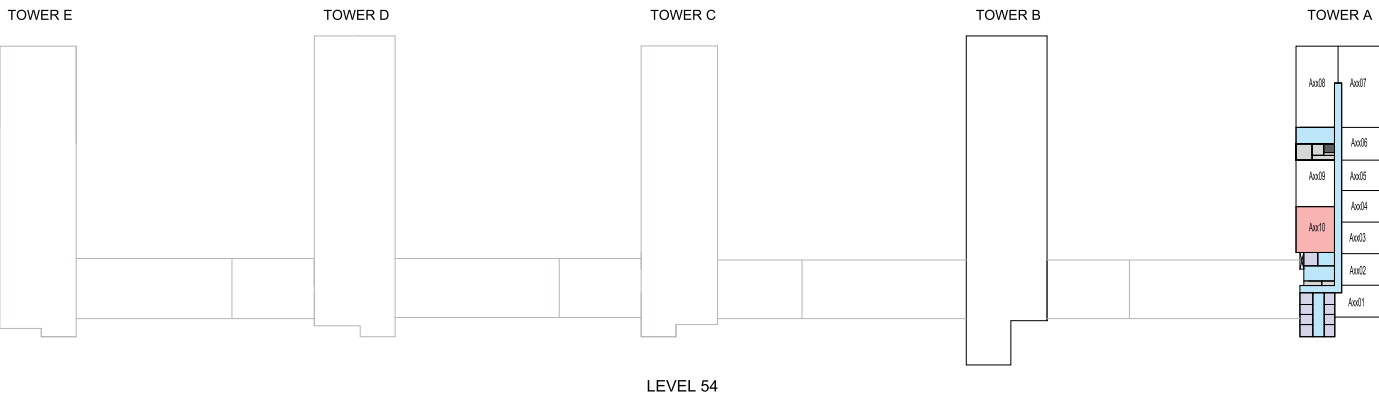
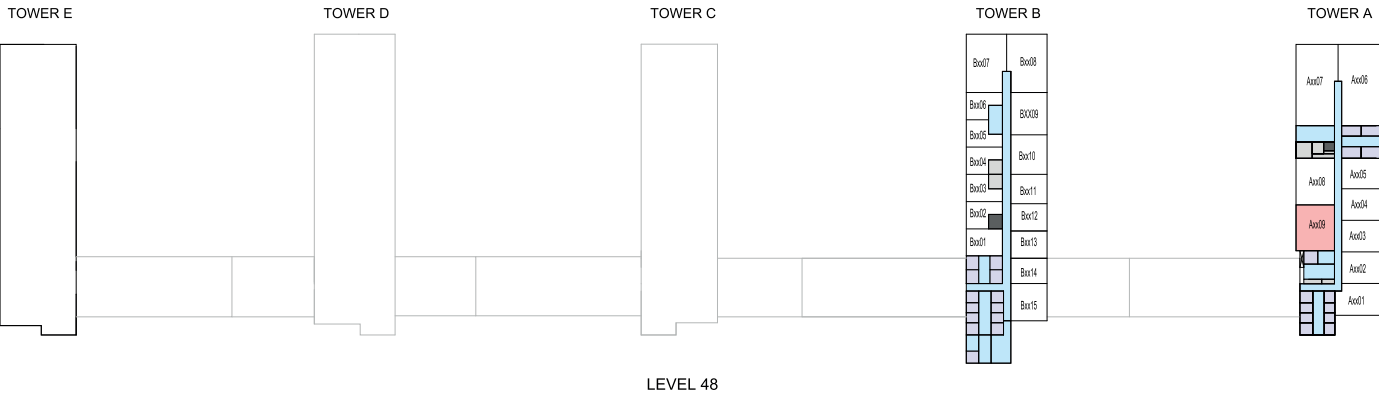
2 BEDROOM APARTMENT
TYPE G (with powder room + yard)

TOTAL SALEABLE AREA
SUITE = 1,025.05 SQ.FT.
YARD = 184.82 SQ.FT.
TOTAL = 1,209.87 SQ.FT.



2 BEDROOM APARTMENT
TYPE G (with powder room + yard)

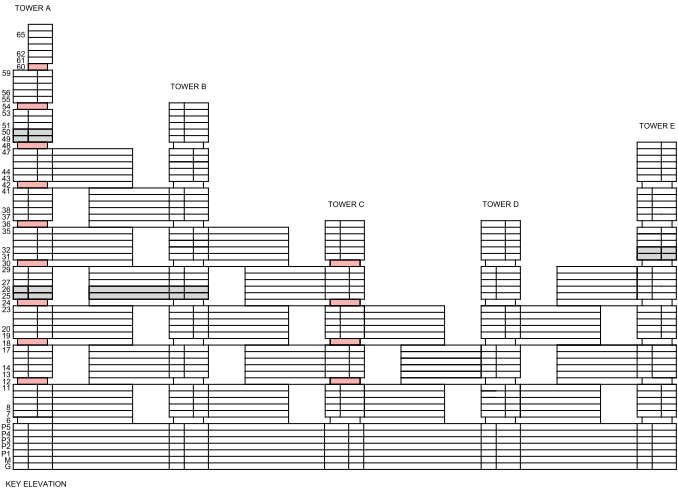
TOTAL SALEABLE AREA
SUITE = 1,025.05 SQ.FT.
YARD = 184.82 SQ.FT.
TOTAL = 1,209.87 SQ.FT.



Disclaimer: 1. All dimensions are in metric, measured to wall finishes. 2. All materials, dimensions & drawings are approximate. 3. Information is subject to change without notice, at developer's absolute discretion. 4. Actual area may vary from the stated area. 5. Drawing are not to scale. 6. All images used are for illustrative purpose only and do not represent the actual size, features, specifications, fittings and furnishings. 7. The developer reserves the right to make revisions/ alterations, at its absolute discretion, without any liability whatsoever.

2 BEDROOM APARTMENT
TYPE G (with powder room + yard)

TOTAL SALEABLE AREA
SUITE = 1,025.05 SQ.FT.
YARD = 184.82 SQ.FT.
TOTAL = 1,209.87 SQ.FT.



List of unit numbers with this unit plan:

IEWS

Ras Al Khor, Golf Course, Amenities
A1209, A1809, A2409, C1801, C2401

Ras Al Khor, Golf Course
A3009, A3609, A4209, A4809, A5410, A6001, C3001

Ras Al Khor, Amenities
C1201

Disclaimer: 1. All dimensions are in metric, measured to wall finishes. 2. All materials, dimensions & drawings are approximate. 3. Information is subject to change without notice, at developer's absolute discretion. 4. Actual area may vary from the stated area. 5. Drawing are not to scale. 6. All images used are for illustrative purpose only and do not represent the actual size, features, specifications, fittings and furnishings. 7. The developer reserves the right to make revisions/ alterations, at its absolute discretion, without any liability whatsoever.

TYPE G (with powder room + yard) VARIANT 1

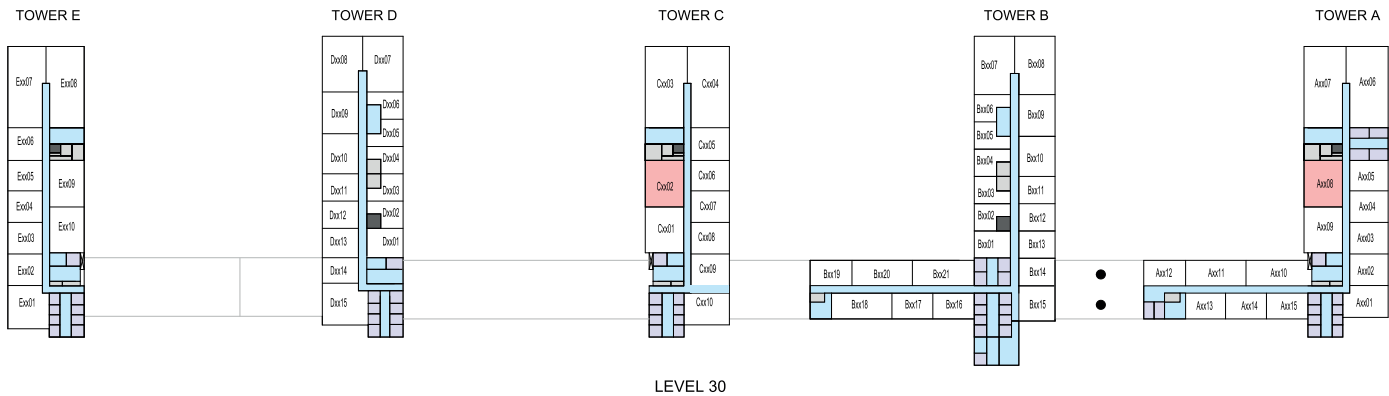
TOTAL = 1,209.87 SQ.FT.



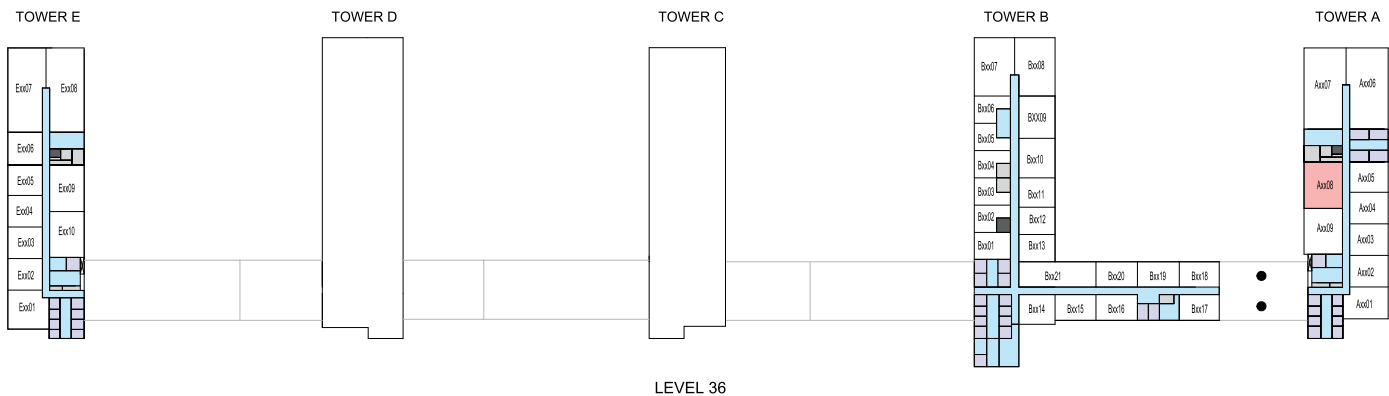
Disclaimer: 1. All dimensions are in metric, measured to wall finishes. 2. All materials, dimensions & drawings are approximate. 3. Information is subject to change without notice, at developer's absolute discretion. 4. Actual area may vary from the stated area. 5. Drawing are not to scale. 6. All images used are for illustrative purpose only and do not represent the actual size, features, specifications, fittings and furnishings. 7. The developer reserves the right to make revisions/ alterations, at its absolute discretion, without any liability whatsoever.

2 BEDROOM APARTMENT
TYPE G (with powder room + yard) VARIANT 1

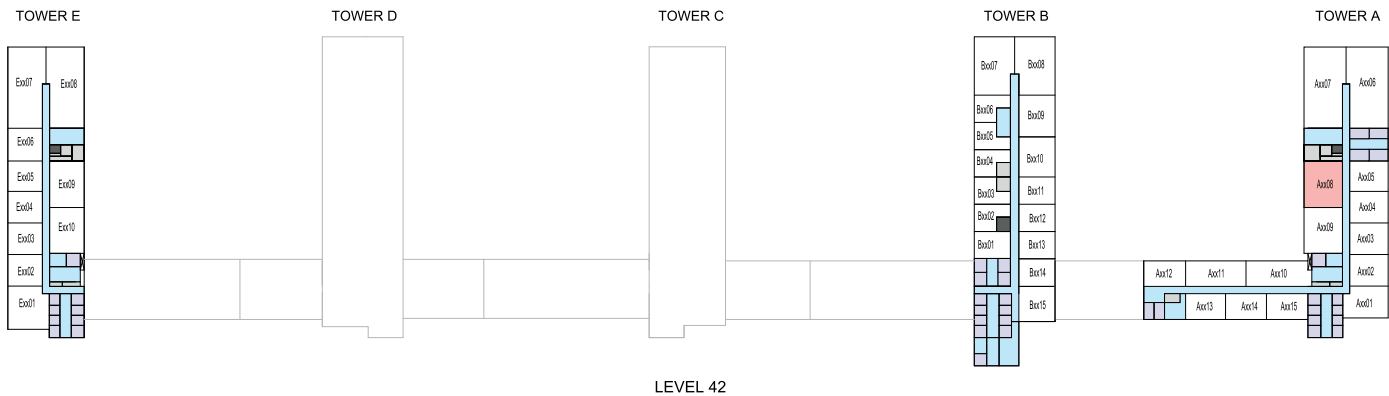
TOTAL SALEABLE AREA
SUITE = 1,025.05 SQ.FT.
YARD = 184.82 SQ.FT.
TOTAL = 1,209.87 SQ.FT.



LEVEL 30



LEVEL 36

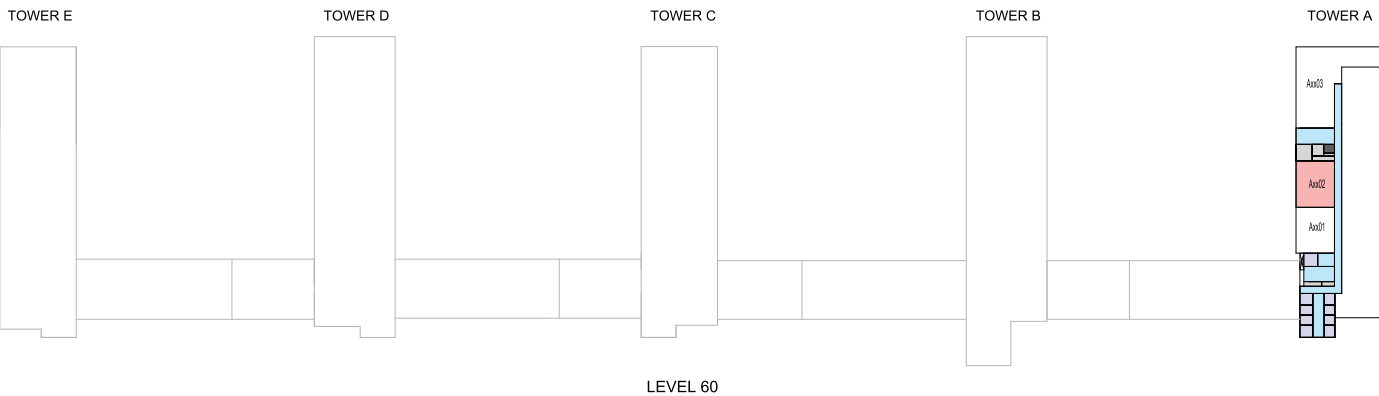
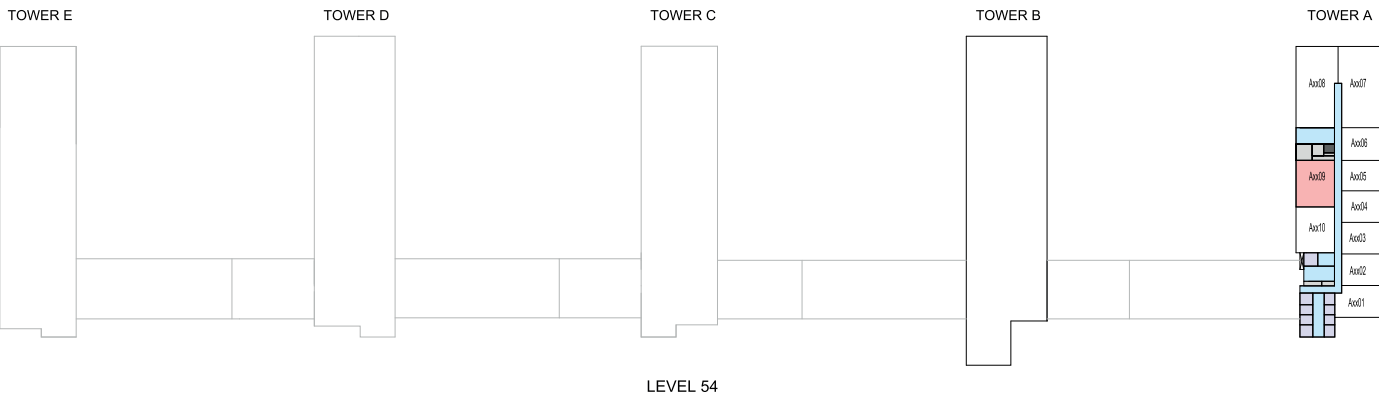
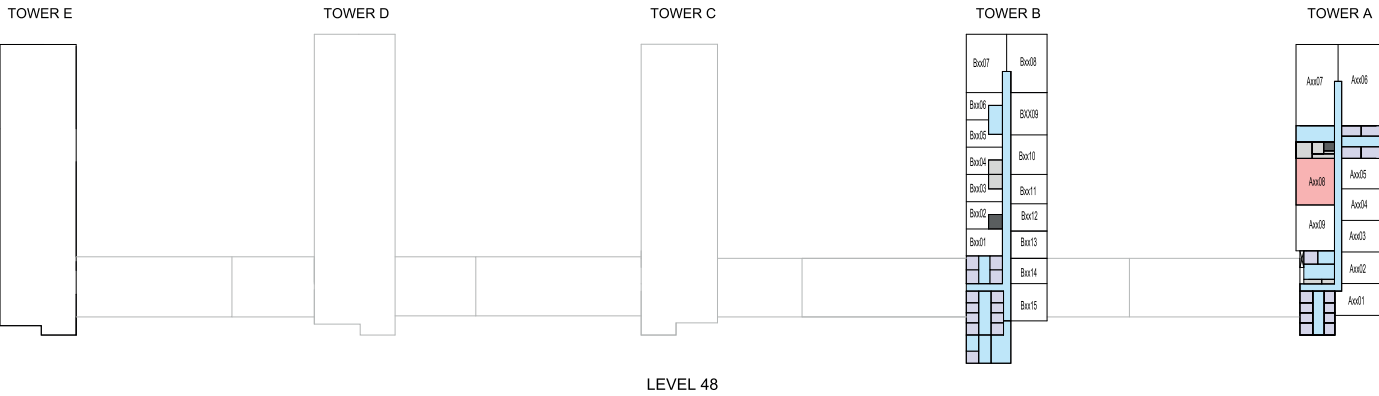


LEVEL 42

Disclaimer: 1. All dimensions are in metric, measured to wall finishes. 2. All materials, dimensions & drawings are approximate. 3. Information is subject to change without notice, at developer's absolute discretion. 4. Actual area may vary from the stated area. 5. Drawing are not to scale. 6. All images used are for illustrative purpose only and do not represent the actual size, features, specifications, fittings and furnishings. 7. The developer reserves the right to make revisions/ alterations, at its absolute discretion, without any liability whatsoever.

2 BEDROOM APARTMENT
TYPE G (with powder room + yard) VARIANT 1

TOTAL SALEABLE AREA
SUITE = 1,025.05 SQ.FT.
YARD = 184.82 SQ.FT.
TOTAL = 1,209.87 SQ.FT.



Disclaimer: 1. All dimensions are in metric, measured to wall finishes. 2. All materials, dimensions & drawings are approximate. 3. Information is subject to change without notice, at developer's absolute discretion. 4. Actual area may vary from the stated area. 5. Drawing are not to scale. 6. All images used are for illustrative purpose only and do not represent the actual size, features, specifications, fittings and furnishings. 7. The developer reserves the right to make revisions/ alterations, at its absolute discretion, without any liability whatsoever.

2 BEDROOM APARTMENT

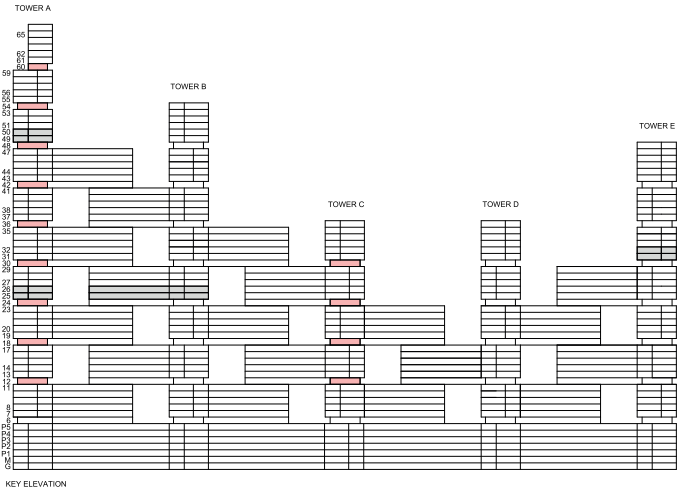
TYPE G (with powder room + yard) VARIANT 1

TOTAL SALEABLE AREA

SUITE = 1,025.05 SQ.FT.

YARD = 184.82 SQ.FT.

TOTAL = 1,209.87 SQ.FT.



List of unit numbers with this unit plan:

Views

Ras Al Khor, Golf Course, Amenities

A1208, A1808, A2408, C1802, C2402

Ras Al Khor, Golf Course

A3008, A3608, A4208, A4808, A5409, A6002, C3002

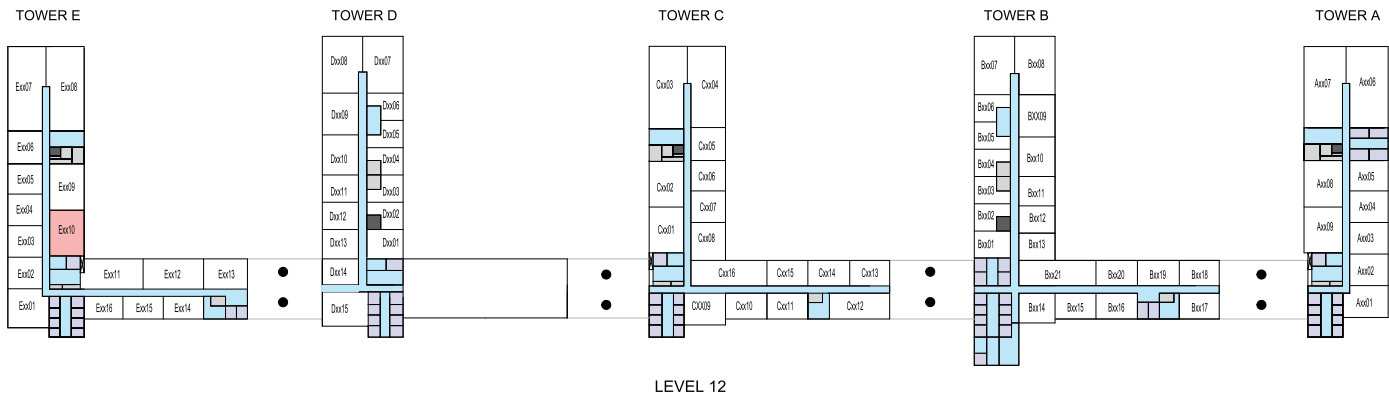
Ras Al Khor, Amenities

C1202

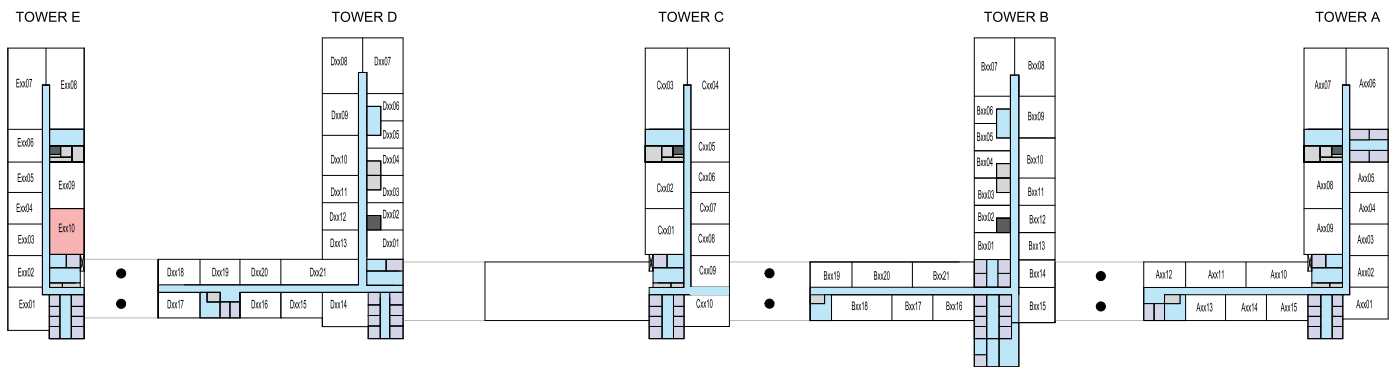
Disclaimer: 1. All dimensions are in metric, measured to wall finishes. 2. All materials, dimensions & drawings are approximate. 3. Information is subject to change without notice, at developer's absolute discretion. 4. Actual area may vary from the stated area. 5. Drawing are not to scale. 6. All images used are for illustrative purpose only and do not represent the actual size, features, specifications, fittings and furnishings. 7. The developer reserves the right to make revisions/ alterations, at its absolute discretion, without any liability whatsoever.

2 BEDROOM APARTMENT
TYPE G (with powder room + yard) VARIANT 2

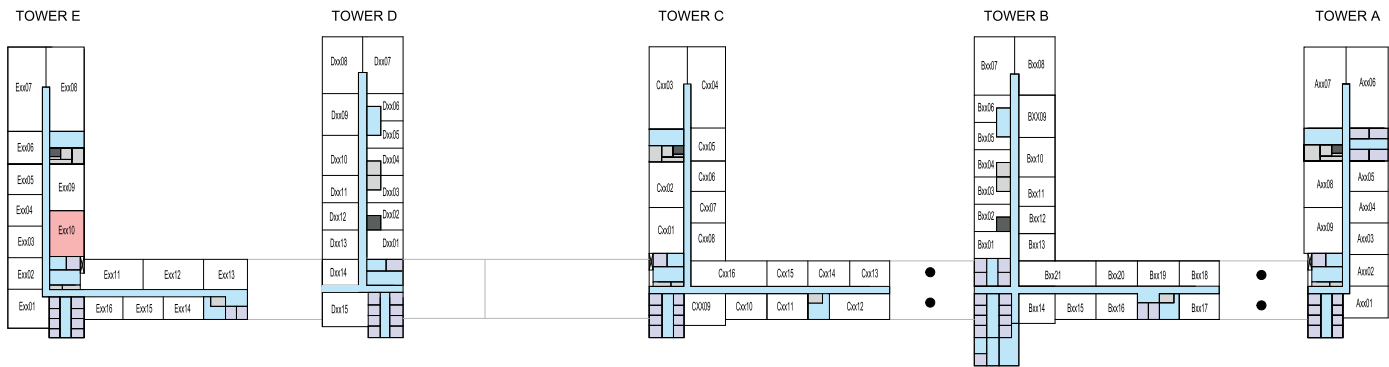
TOTAL SALEABLE AREA
SUITE = 1,026.77 SQ.FT.
YARD = 186.86 SQ.FT.
TOTAL = 1,213.63 SQ.FT.



LEVEL 12



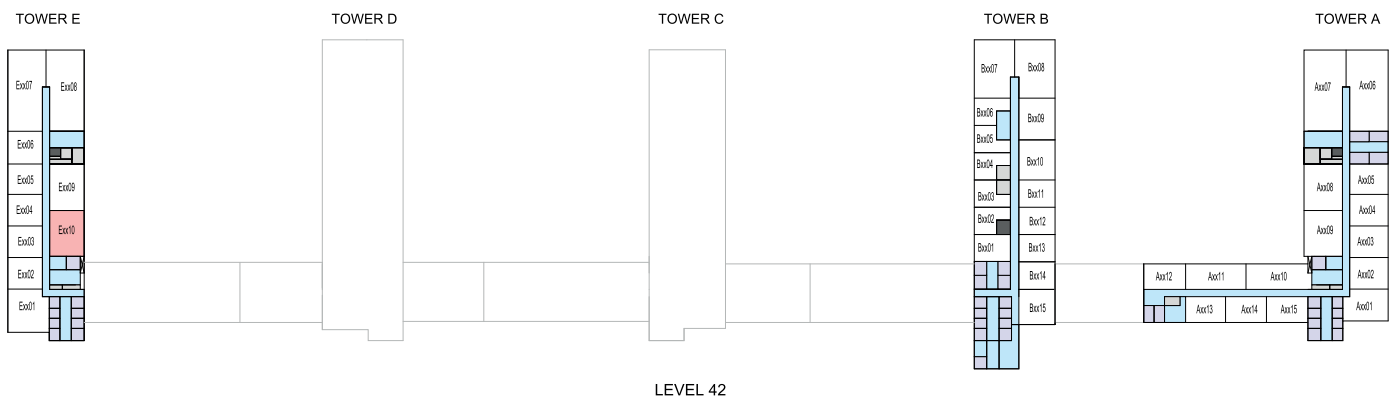
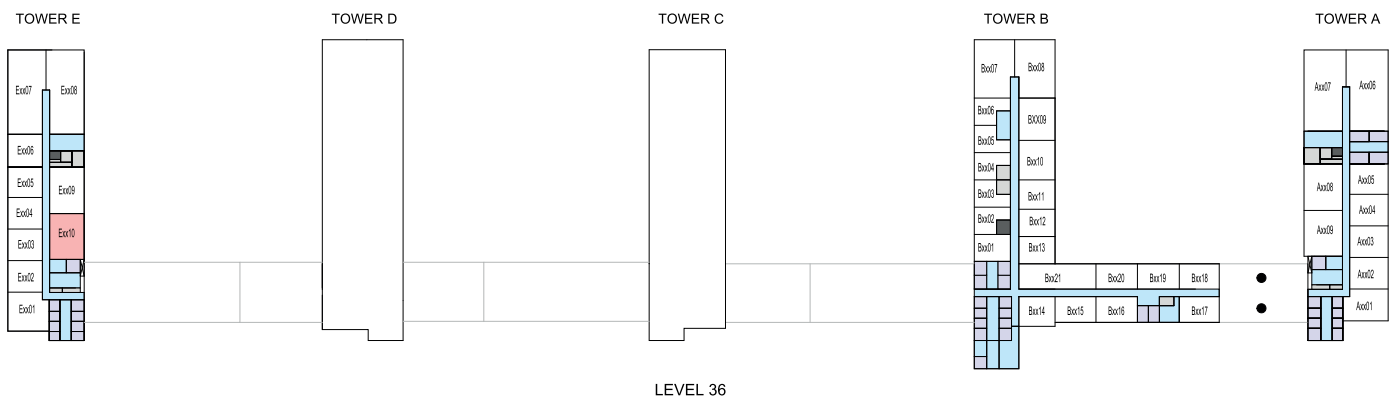
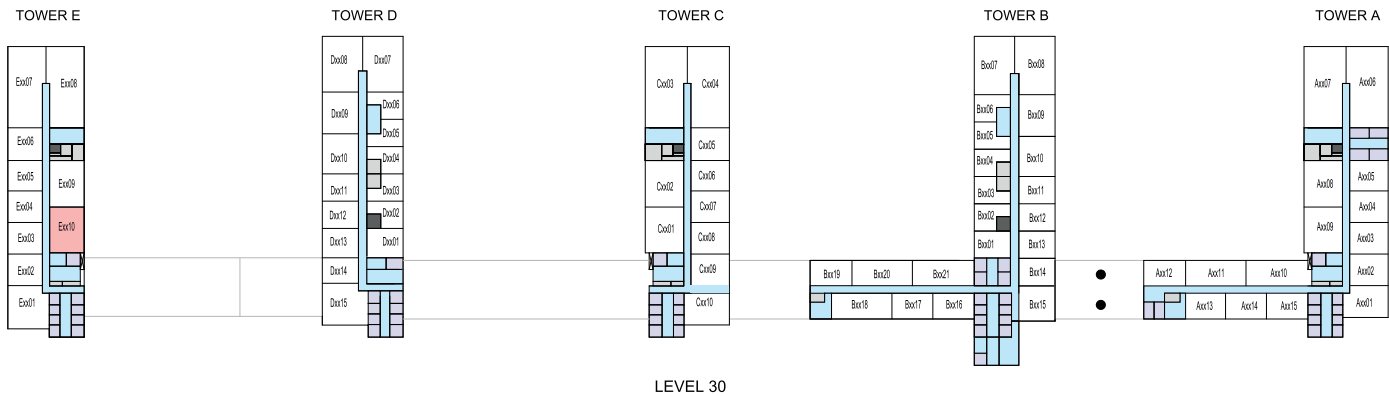
LEVEL 18



LEVEL 24

2 BEDROOM APARTMENT
TYPE G (with powder room + yard) VARIANT 2

TOTAL SALEABLE AREA
SUITE = 1,026.77 SQ.FT.
YARD = 186.86 SQ.FT.
TOTAL = 1,213.63 SQ.FT.



2 BEDROOM APARTMENT

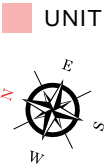
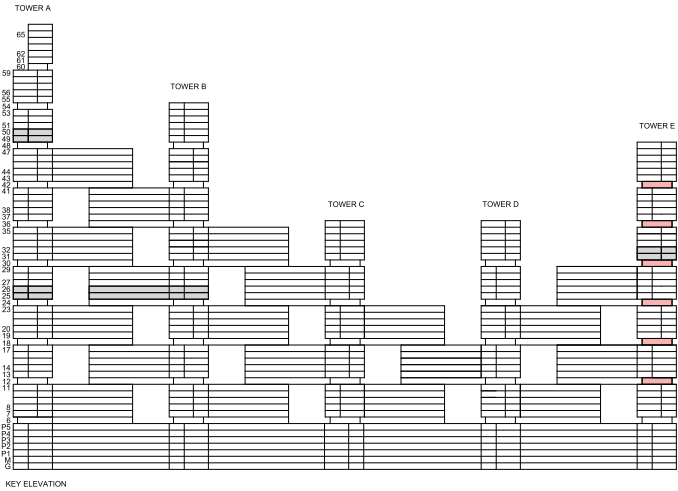
TYPE G (with powder room + yard) VARIANT 2

TOTAL SALEABLE AREA

SUITE = 1,026.77 SQ.FT.

YARD = 186.86 SQ.FT.

TOTAL = 1,213.63 SQ.FT.



List of unit numbers with this unit plan:

VIEWS

Golf Course, Creek, Amenities

E1210, E1810, E2410

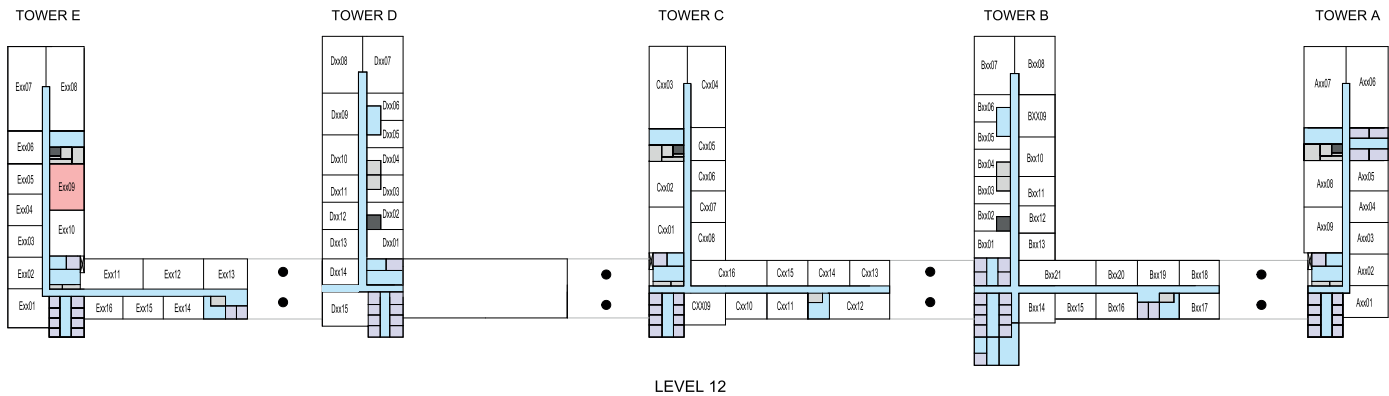
Creek, Golf Course

E3010, E3610, E4210

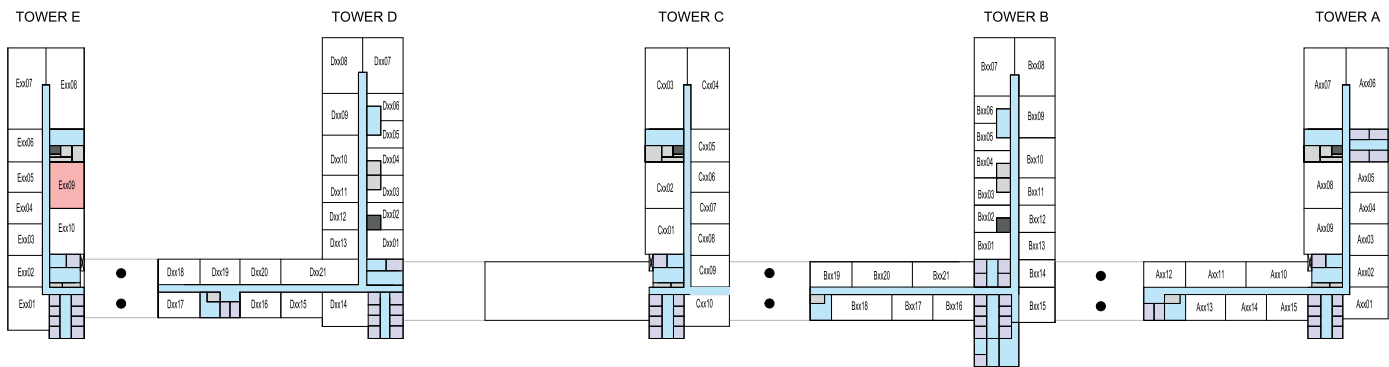
Disclaimer: 1. All dimensions are in metric, measured to wall finishes. 2. All materials, dimensions & drawings are approximate. 3. Information is subject to change without notice, at developer's absolute discretion. 4. Actual area may vary from the stated area. 5. Drawing are not to scale. 6. All images used are for illustrative purpose only and do not represent the actual size, features, specifications, fittings and furnishings. 7. The developer reserves the right to make revisions/ alterations, at its absolute discretion, without any liability whatsoever.

2 BEDROOM APARTMENT
TYPE G (with powder room + yard) VARIANT 3

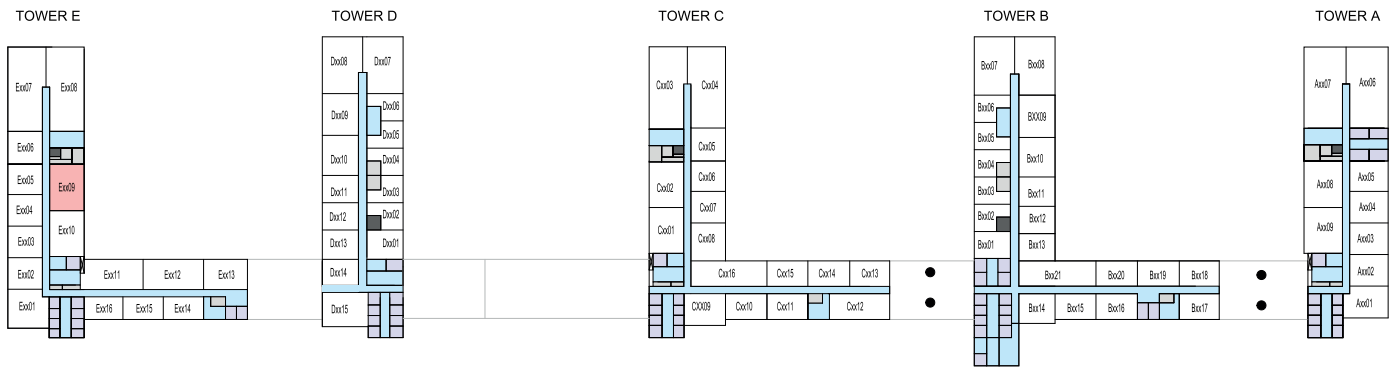
TOTAL SALEABLE AREA
SUITE = 1,026.77 SQ.FT.
YARD = 186.86 SQ.FT.
TOTAL = 1,213.63 SQ.FT.



LEVEL 12



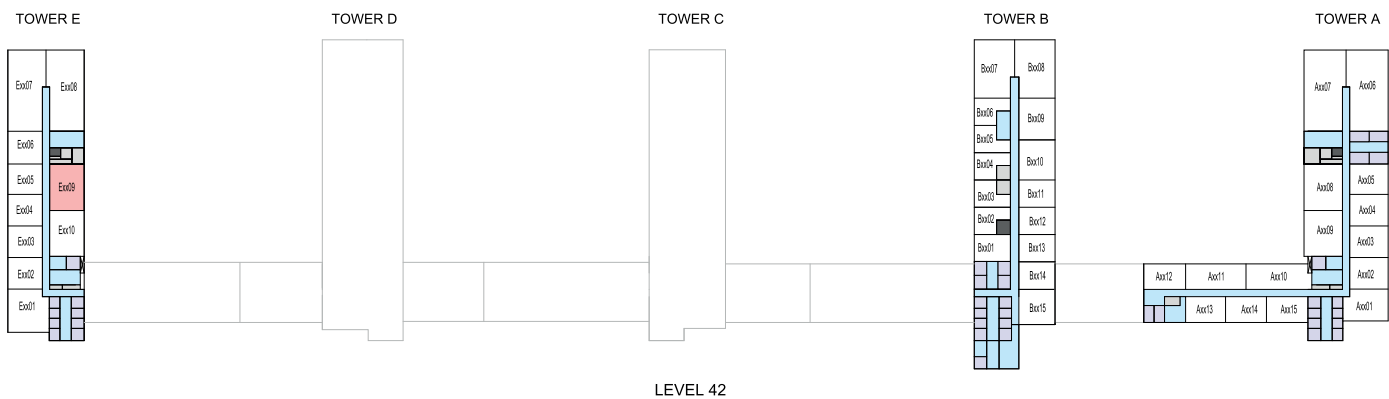
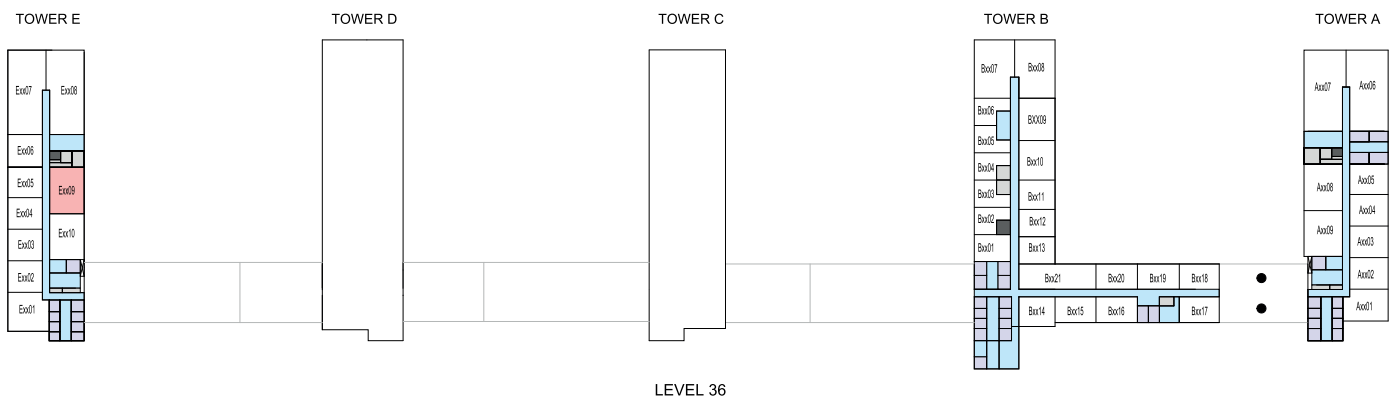
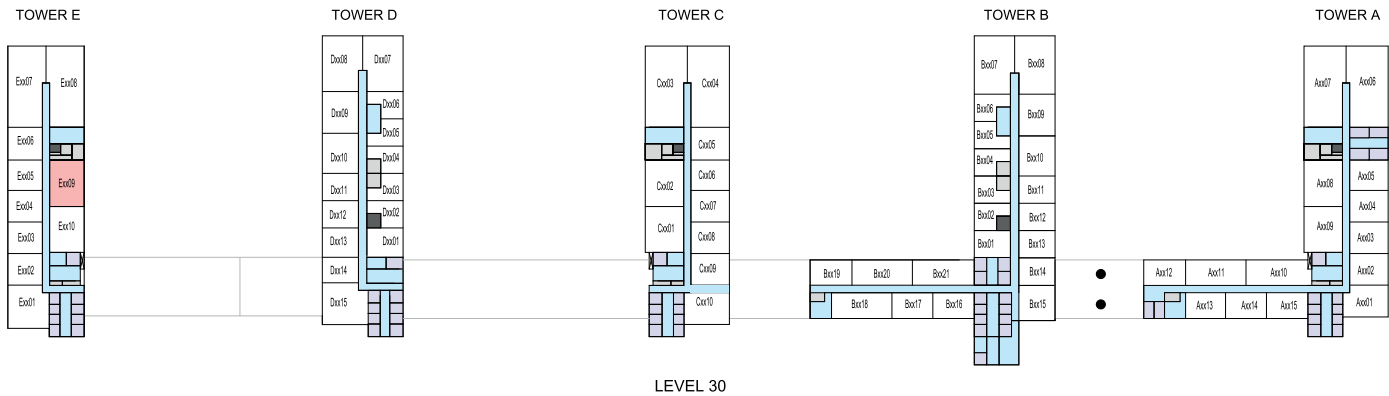
LEVEL 18



LEVEL 24

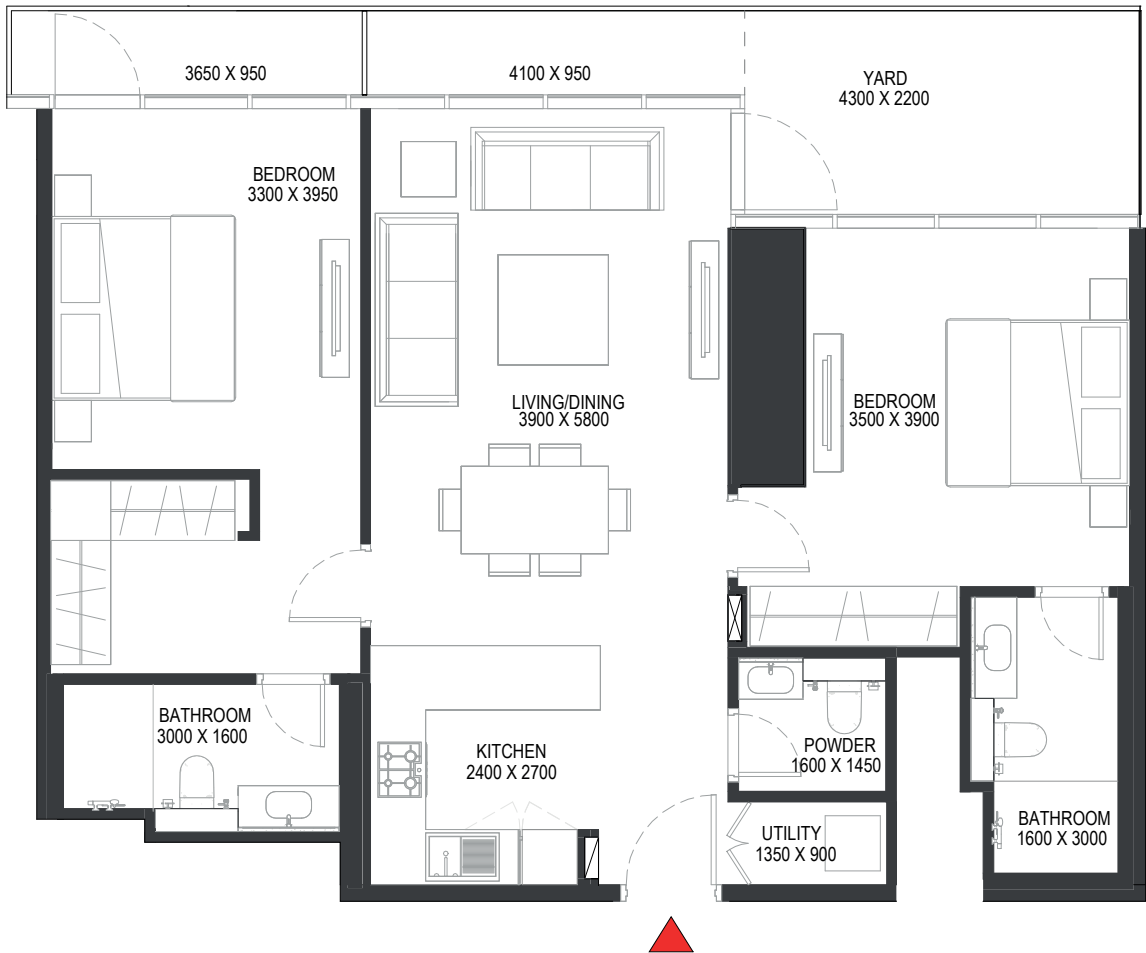
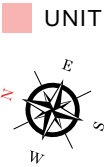
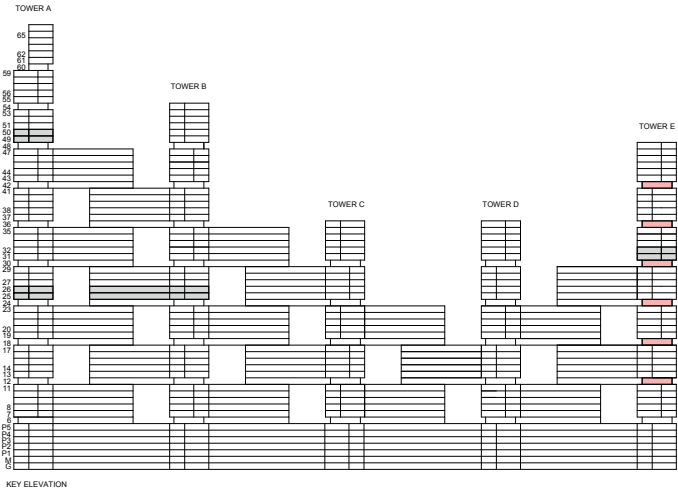
2 BEDROOM APARTMENT
TYPE G (with powder room + yard) VARIANT 3

TOTAL SALEABLE AREA
SUITE = 1,026.77 SQ.FT.
YARD = 186.86 SQ.FT.
TOTAL = 1,213.63 SQ.FT.



2 BEDROOM APARTMENT
TYPE G (with powder room + yard) VARIANT 3

TOTAL SALEABLE AREA
SUITE = 1,026.77 SQ.FT.
YARD = 186.86 SQ.FT.
TOTAL = 1,213.63 SQ.FT.



List of unit numbers with this unit plan:

VIEWS

Creek, Amenities
E1209

Creek, Golf Course, Amenities
E1809, E2409

Creek, Golf Course
E3009, E3609, E4209

Disclaimer: 1. All dimensions are in metric, measured to wall finishes. 2. All materials, dimensions & drawings are approximate. 3. Information is subject to change without notice, at developer's absolute discretion. 4. Actual area may vary from the stated area. 5. Drawing are not to scale. 6. All images used are for illustrative purpose only and do not represent the actual size, features, specifications, fittings and furnishings. 7. The developer reserves the right to make revisions/ alterations, at its absolute discretion, without any liability whatsoever.

2 BEDROOM APARTMENT

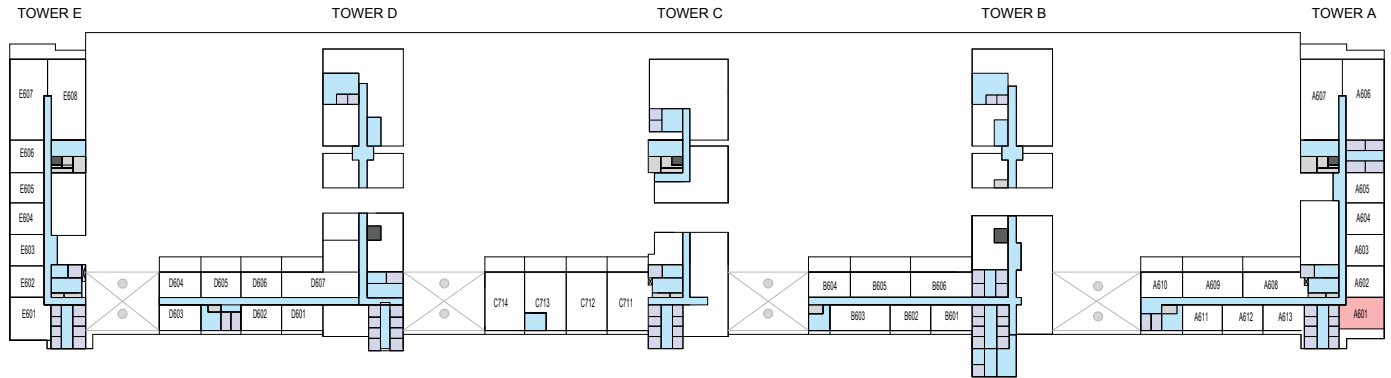
TYPE H (with maid room + yard)

TOTAL SALEABLE AREA

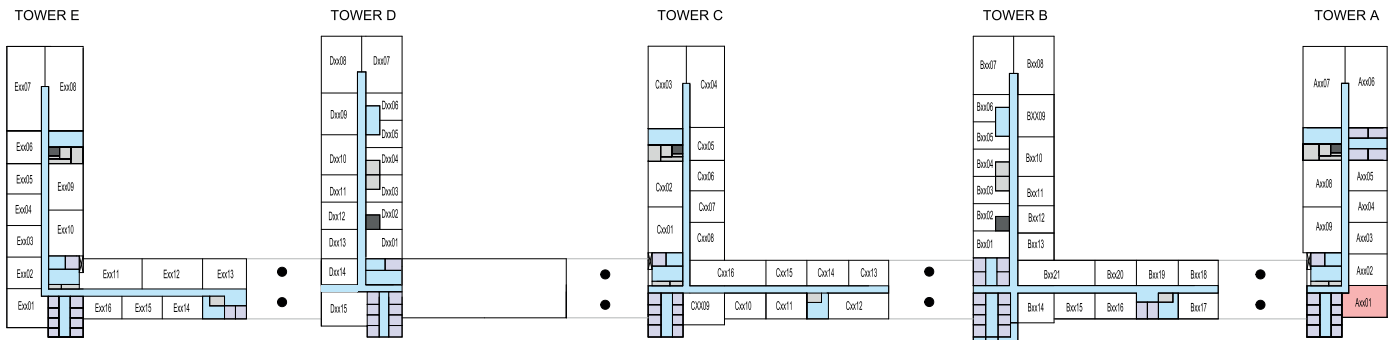
SUITE = 1,082.42 SQ.FT.

YARD = 270.93 SQ.FT.

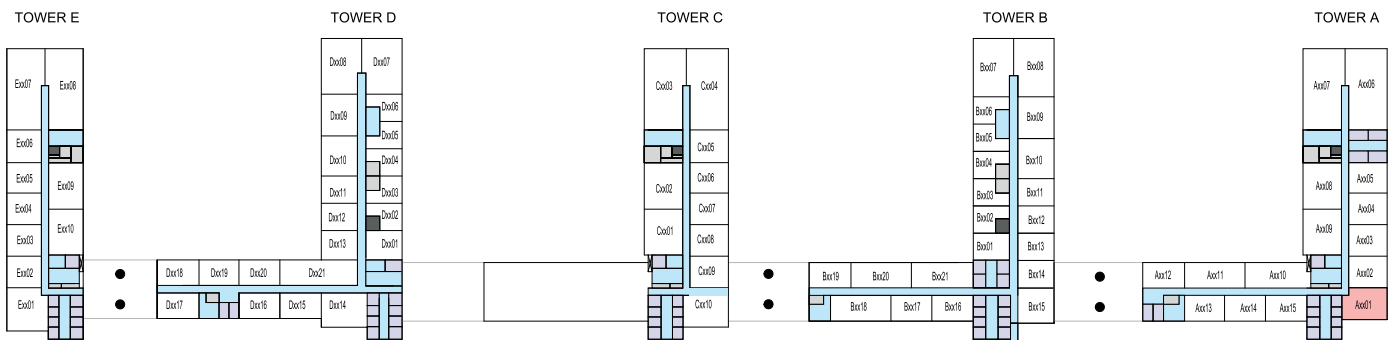
TOTAL = 1,353.35 SQ.FT.



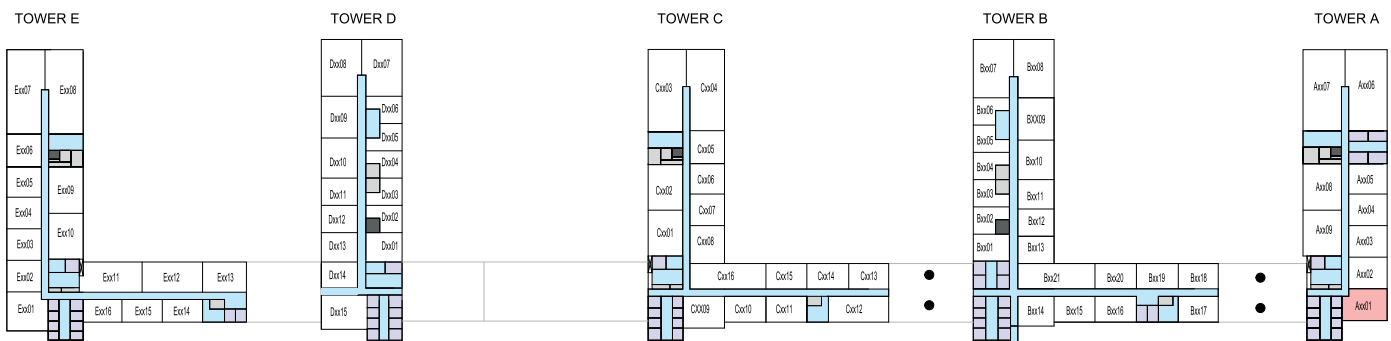
LEVEL 06



LEVEL 12



LEVEL 18



LEVEL 24

2 BEDROOM APARTMENT

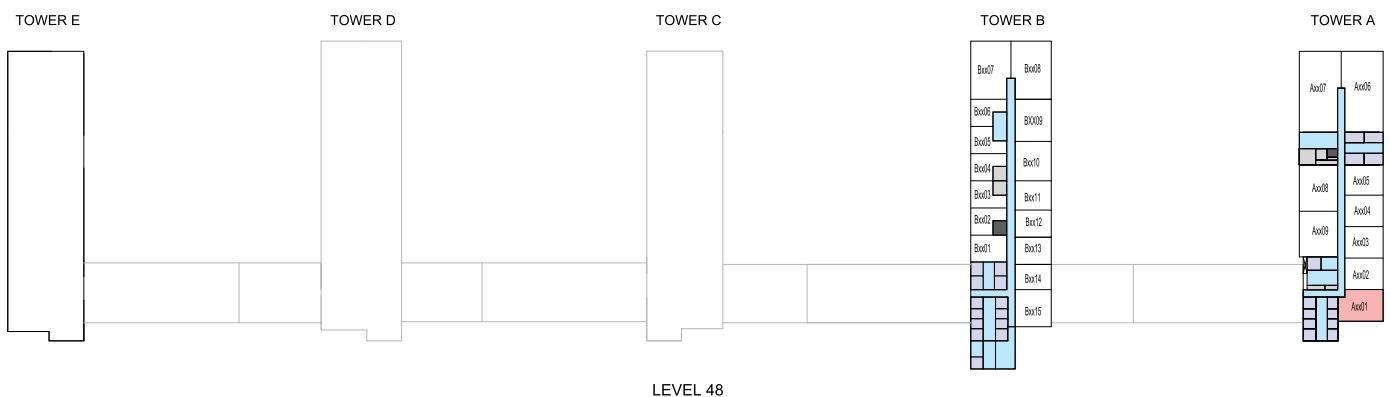
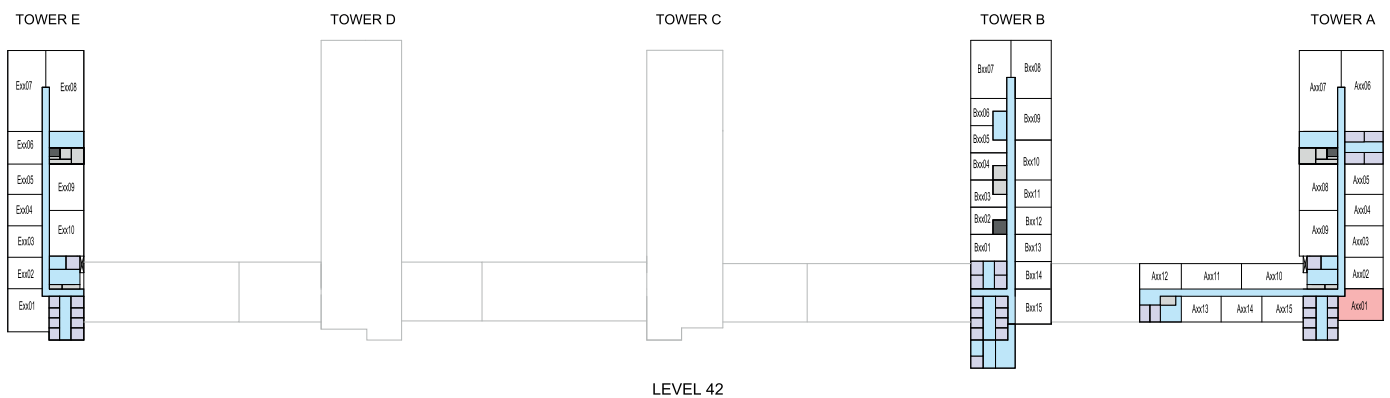
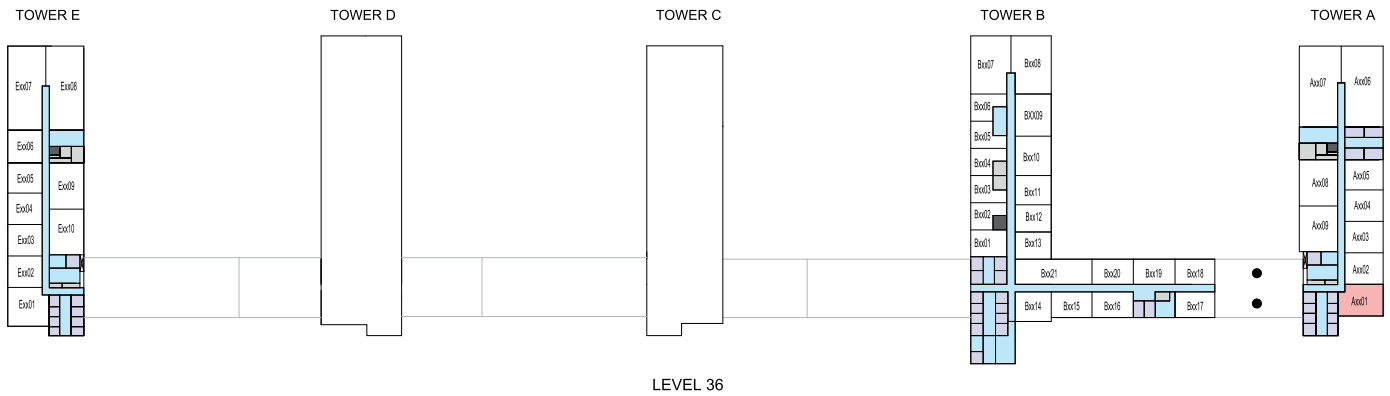
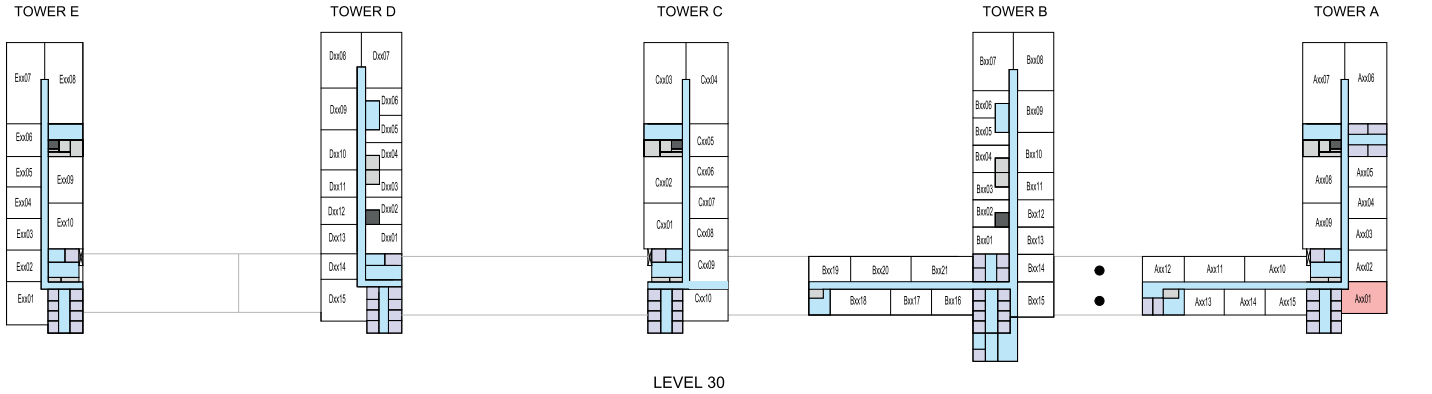
TYPE H (with maid room + yard)

TOTAL SALEABLE AREA

SUITE = 1,082.42 SQ.FT.

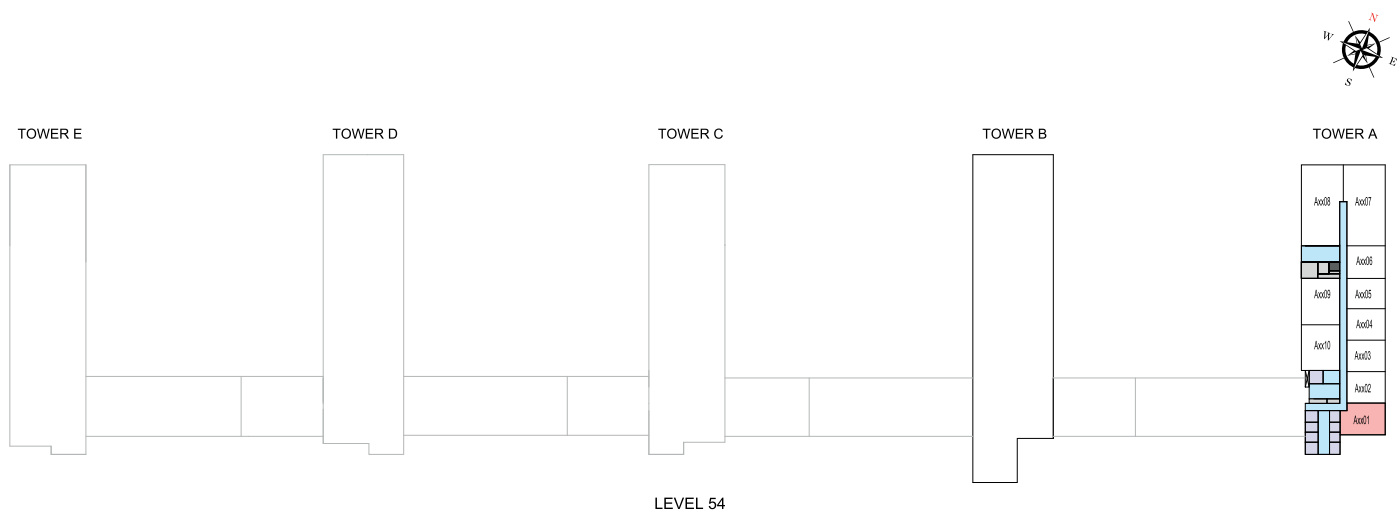
YARD = 270.93 SQ.FT.

TOTAL = 1,353.35 SQ.FT.



2 BEDROOM APARTMENT
TYPE H (with maid room + yard)

TOTAL SALEABLE AREA
SUITE = 1,082.42 SQ.FT.
YARD = 270.93 SQ.FT.
TOTAL = 1,353.35 SQ.FT.



2 BEDROOM APARTMENT

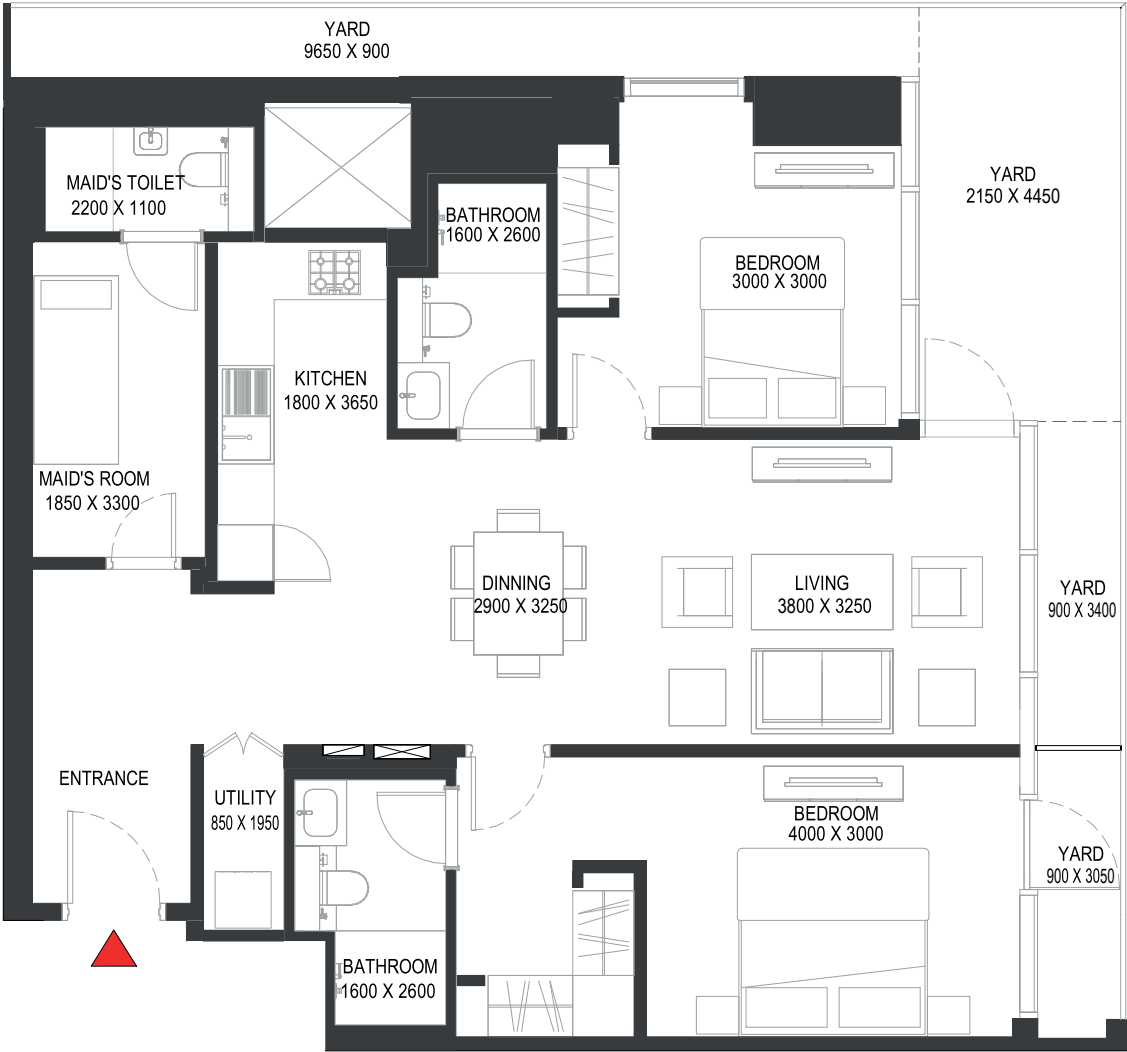
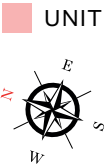
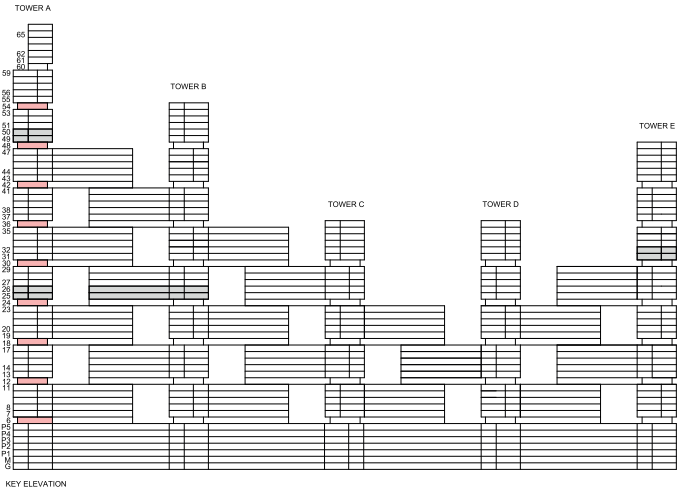
TYPE H (with maid room + yard)

TOTAL SALEABLE AREA

SUITE = 1,082.42 SQ.FT.

YARD = 270.93 SQ.FT.

TOTAL = 1,353.35 SQ.FT.



List of unit numbers with this unit plan:

VIEWS

Community

A601

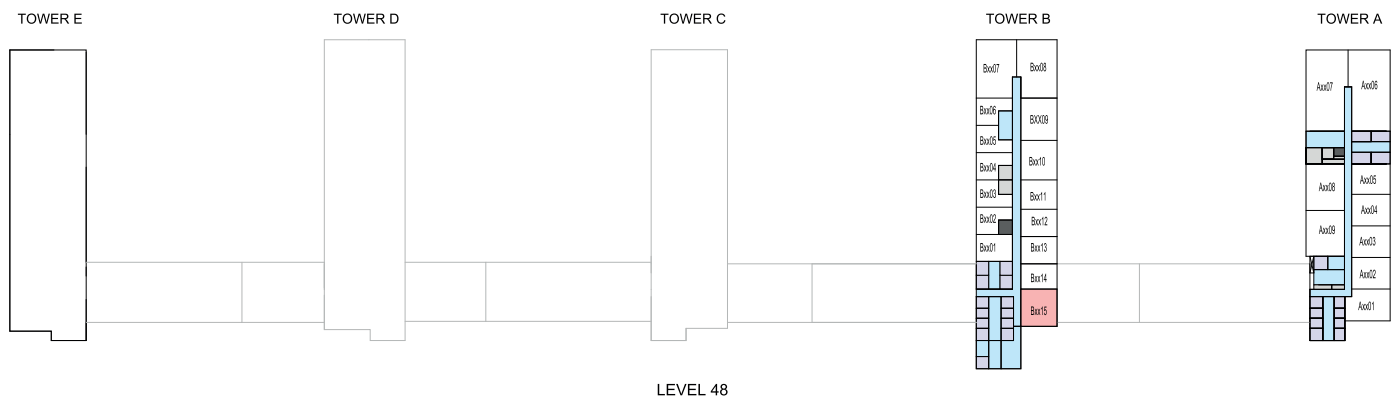
Creek

A1201, A1801, A2401, A3001, A3601, A4201, A4801, A5401

Disclaimer: 1. All dimensions are in metric, measured to wall finishes. 2. All materials, dimensions & drawings are approximate. 3. Information is subject to change without notice, at developer's absolute discretion. 4. Actual area may vary from the stated area. 5. Drawing are not to scale. 6. All images used are for illustrative purpose only and do not represent the actual size, features, specifications, fittings and furnishings. 7. The developer reserves the right to make revisions/ alterations, at its absolute discretion, without any liability whatsoever.

2 BEDROOM APARTMENT
TYPE H (with maid room + yard) VARIANT 1

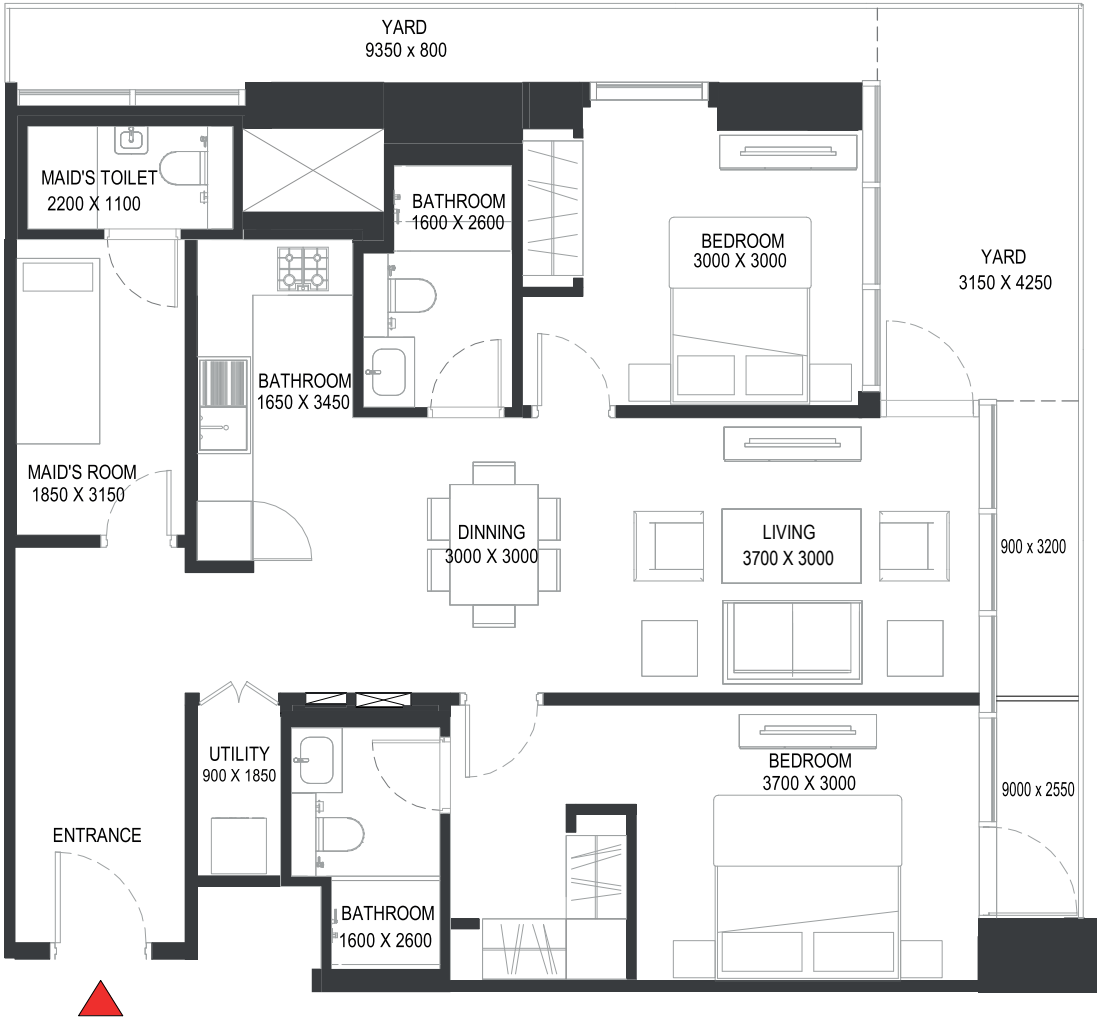
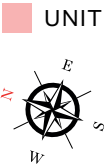
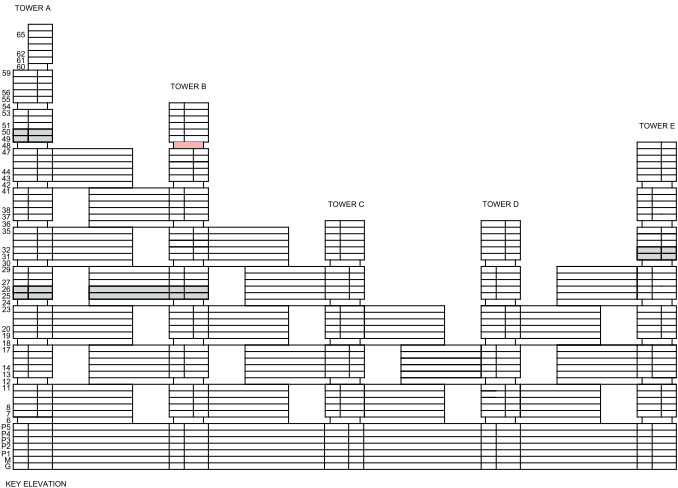
TOTAL SALEABLE AREA
SUITE = 1,018.80 SQ.FT.
BALCONY = 271.57 SQ.FT.
TOTAL = 1,290.37 SQ.FT.



Disclaimer: 1. All dimensions are in metric, measured to wall finishes. 2. All materials, dimensions & drawings are approximate. 3. Information is subject to change without notice, at developer's absolute discretion. 4. Actual area may vary from the stated area. 5. Drawing are not to scale. 6. All images used are for illustrative purpose only and do not represent the actual size, features, specifications, fittings and furnishings. 7. The developer reserves the right to make revisions/ alterations, at its absolute discretion, without any liability whatsoever.

2 BEDROOM APARTMENT
TYPE H (with maid room + yard) VARIANT 1

TOTAL SALEABLE AREA
SUITE = 1,018.80 SQ.FT.
BALCONY = 271.57 SQ.FT.
TOTAL = 1,290.37 SQ.FT.



List of unit numbers with this unit plan:

VIEWS
Golf Course, Creek
B4815

Disclaimer: 1. All dimensions are in metric, measured to wall finishes. 2. All materials, dimensions & drawings are approximate. 3. Information is subject to change without notice, at developer's absolute discretion. 4. Actual area may vary from the stated area. 5. Drawing are not to scale. 6. All images used are for illustrative purpose only and do not represent the actual size, features, specifications, fittings and furnishings. 7. The developer reserves the right to make revisions/ alterations, at its absolute discretion, without any liability whatsoever.

2 BEDROOM APARTMENT

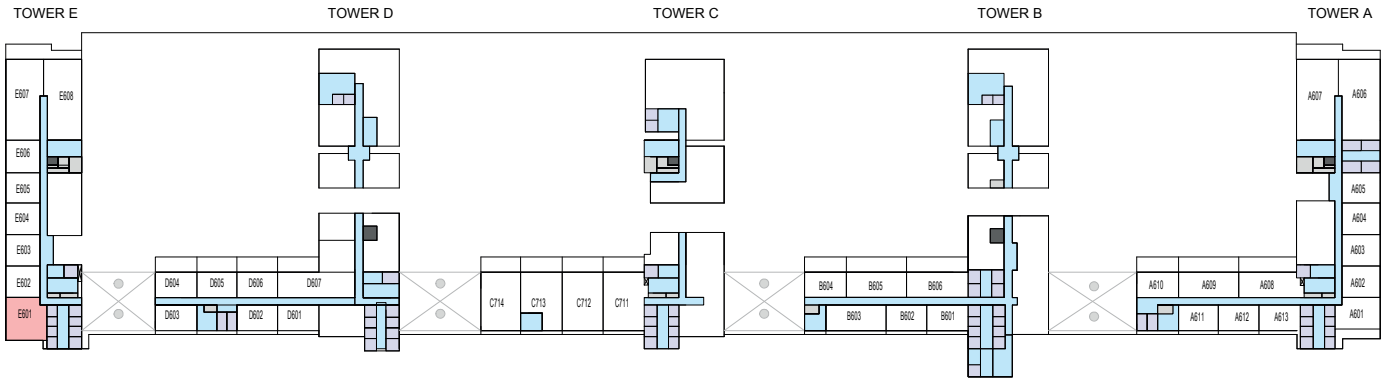
TYPE H (with maid room + yard) VARIANT 2

TOTAL SALEABLE AREA

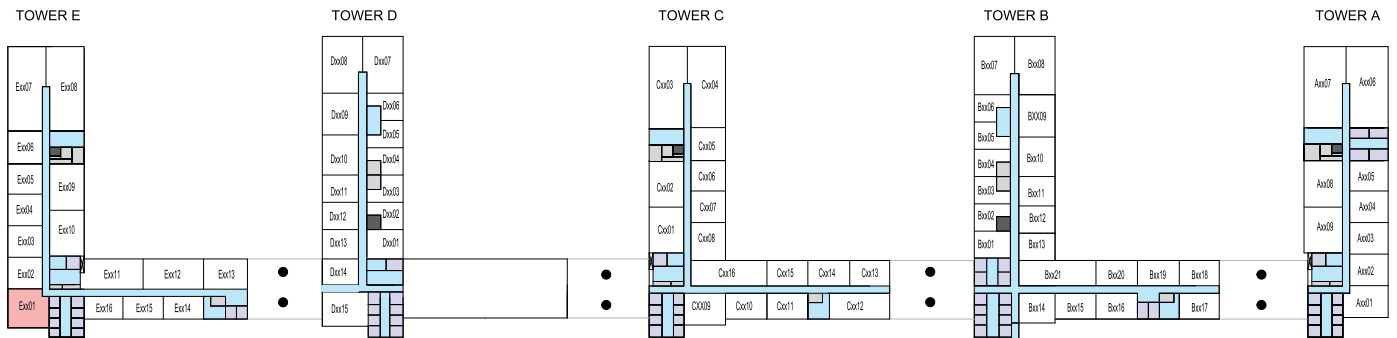
SUITE = 1,091.89 SQ.FT.

YARD = 261.56 SQ.FT.

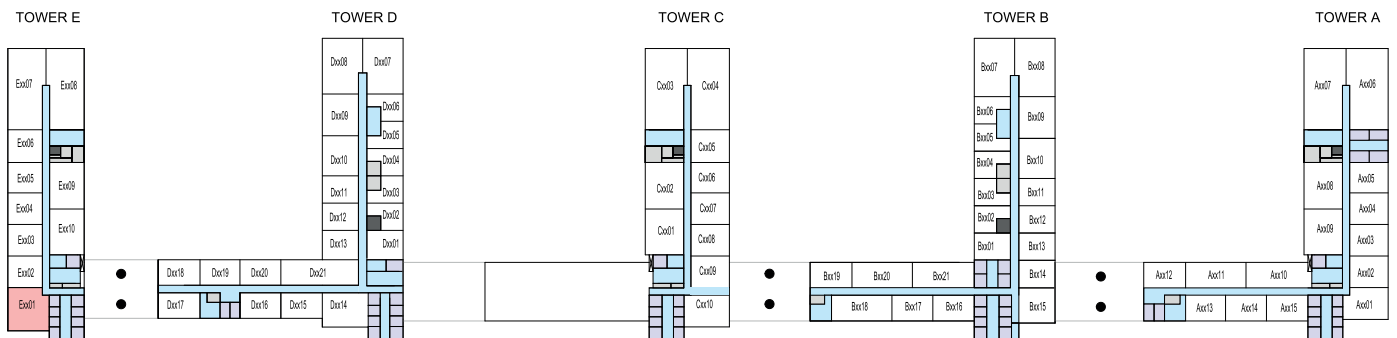
TOTAL = 1,353.45 SQ.FT.



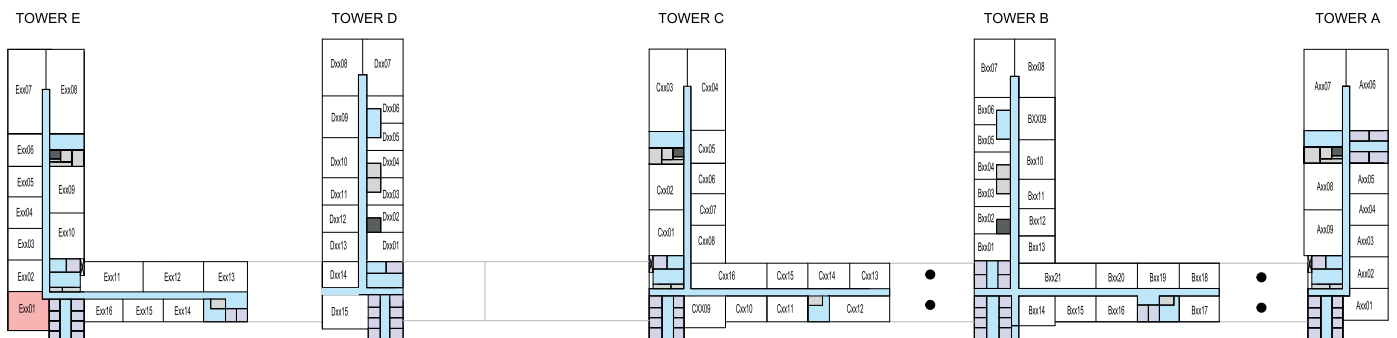
LEVEL 06



LEVEL 12



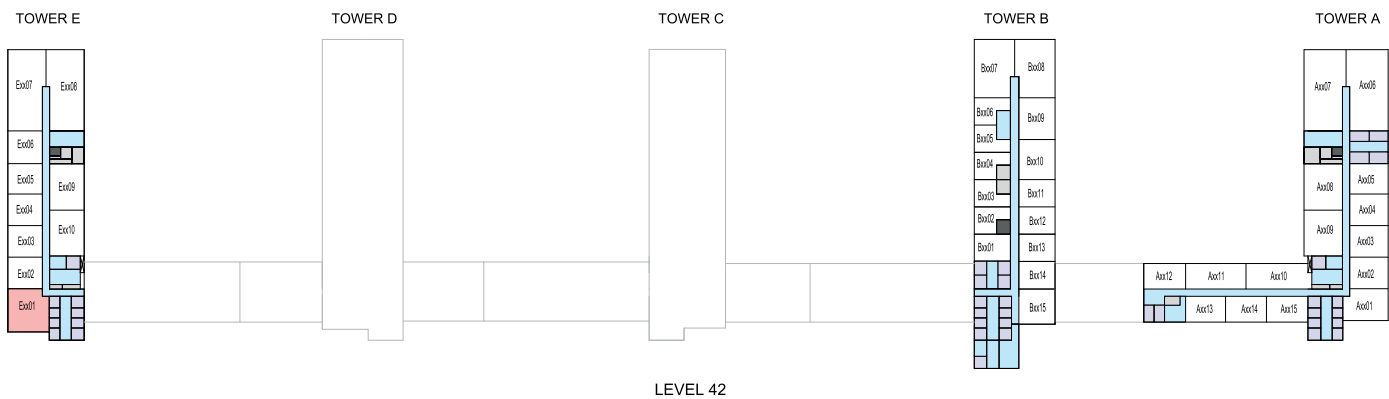
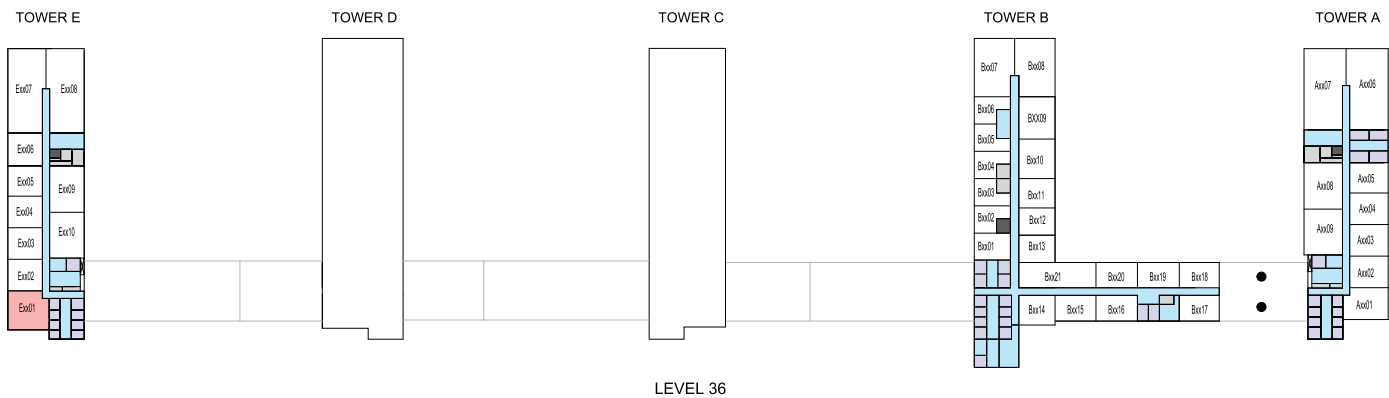
LEVEL 18



LEVEL 24

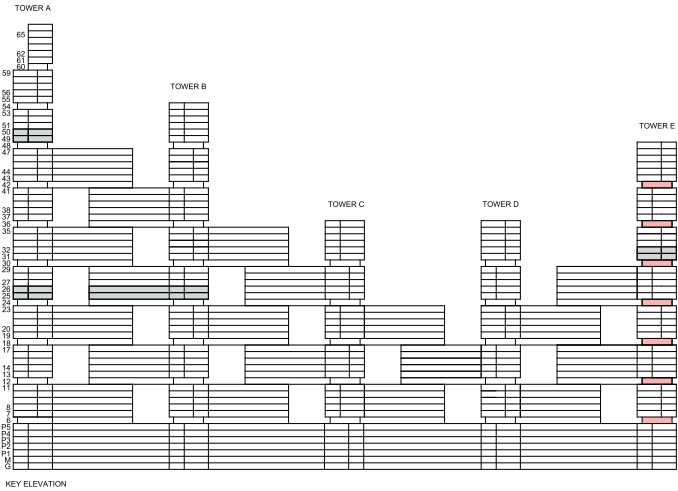
2 BEDROOM APARTMENT
TYPE H (with maid room + yard) VARIANT 2

TOTAL SALEABLE AREA
SUITE = 1,091.89 SQ.FT.
YARD = 261.56 SQ.FT.
TOTAL = 1,353.45 SQ.FT.



2 BEDROOM APARTMENT
TYPE H (with maid room + yard) VARIANT 2

TOTAL SALEABLE AREA
SUITE = 1,091.89 SQ.FT.
YARD = 261.56 SQ.FT.
TOTAL = 1,353.45 SQ.FT.



List of unit numbers with this unit plan:

VIEWS

Community
E601

Downtown, Ras Al Khor
E1201, E1801, E2401, E3001, E3601, E4201

Disclaimer: 1. All dimensions are in metric, measured to wall finishes. 2. All materials, dimensions & drawings are approximate. 3. Information is subject to change without notice, at developer's absolute discretion. 4. Actual area may vary from the stated area. 5. Drawing are not to scale. 6. All images used are for illustrative purpose only and do not represent the actual size, features, specifications, fittings and furnishings. 7. The developer reserves the right to make revisions/ alterations, at its absolute discretion, without any liability whatsoever.

2 BEDROOM APARTMENT

TYPE J (with maid room + yard)

TOTAL SALEABLE AREA

SUITE RANGE = 1,200.78 - 1,200.82 SQ.FT.

YARD = 494.49 SQ.FT.

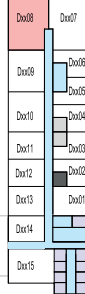
TOTAL RANGE= 1,695.27 - 1,695.31 SQ.FT.



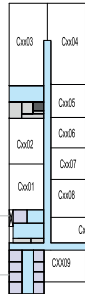
TOWER E



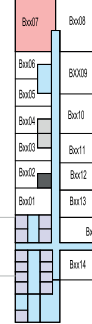
TOWER D



TOWER C



TOWER B



TOWER A

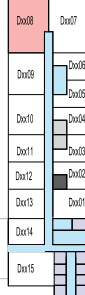


LEVEL 12

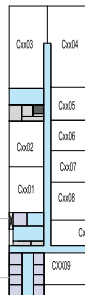
TOWER E



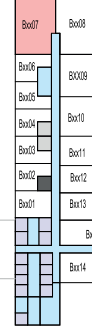
TOWER D



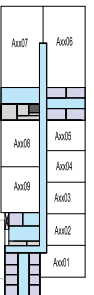
TOWER C



TOWER B



TOWER A



LEVEL 24

TOWER E



TOWER D



TOWER C



TOWER B



TOWER A



LEVEL 36

TOWER E



TOWER D



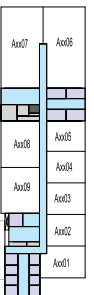
TOWER C



TOWER B



TOWER A



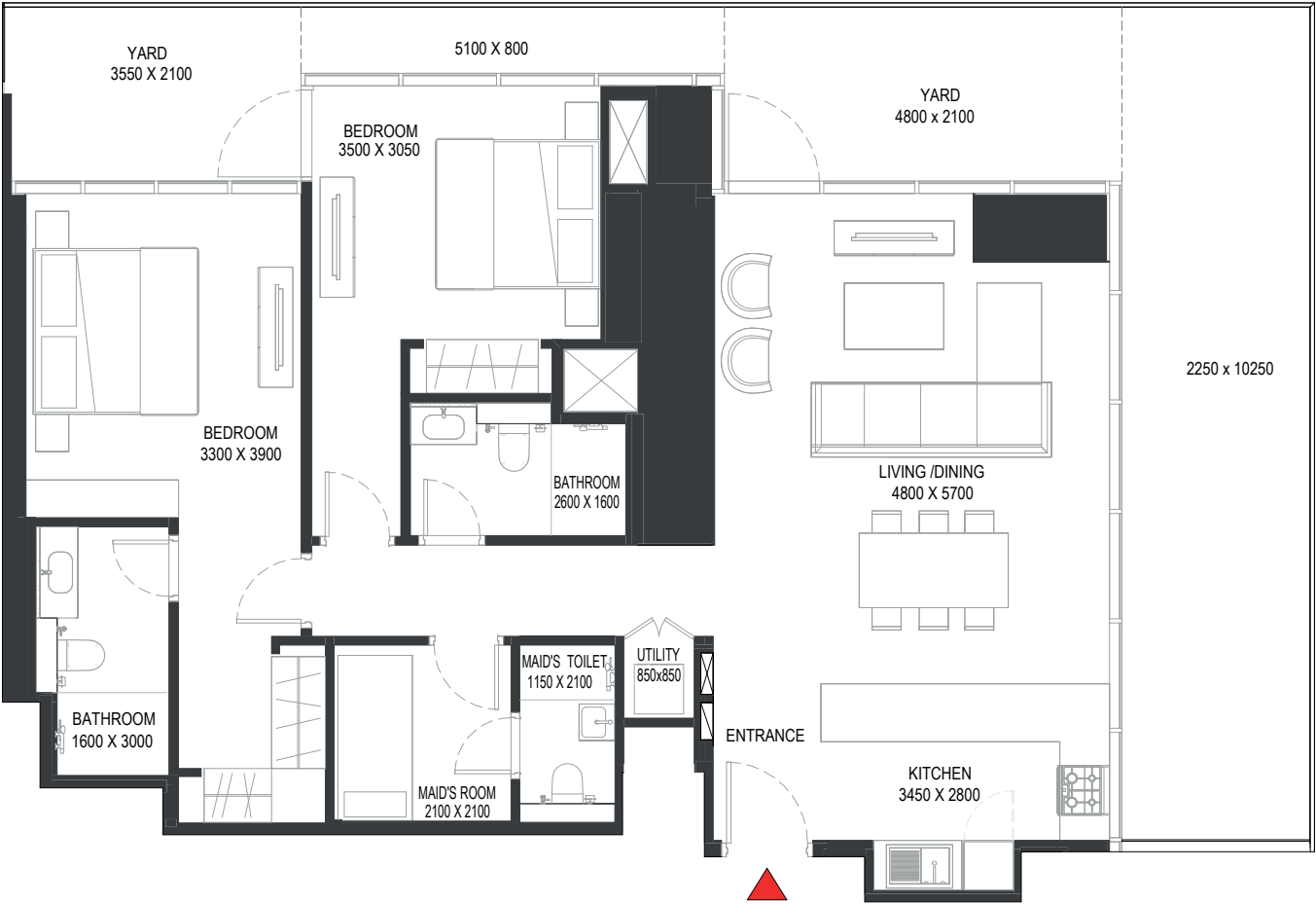
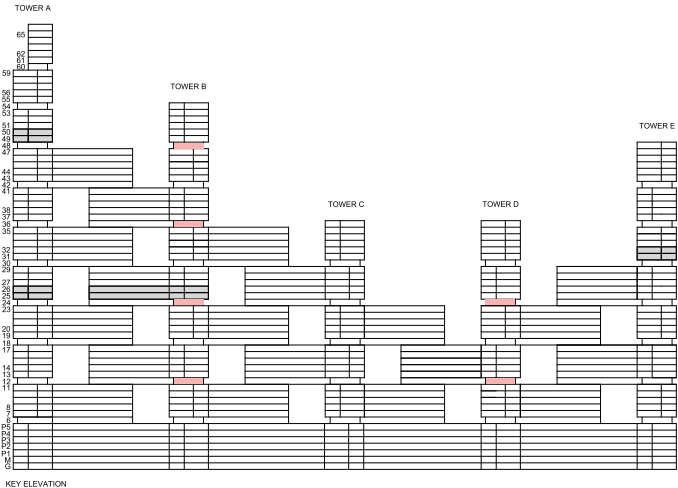
LEVEL 48

2 BEDROOM APARTMENT

TYPE J (with maid room + yard)

TOTAL SALEABLE AREA

SUITE RANGE = 1,200.78 - 1,200.82 SQ.FT.
YARD = 494.49 SQ.FT.
TOTAL RANGE= 1,695.27 - 1,695.31 SQ.FT.



List of unit numbers with this unit plan:

VIEWS

Downtown, Ras Al Khor, Golf Course, Amenities, Creek, Water Body
B1207, B2407

Downtown, Ras Al Khor, Golf Course, Water Body, Creek
B3607

Downtown, Ras Al Khor, Golf Course, Creek
B4807

Downtown, Ras Al Khor, Creek, Golf Course, Water body, Amenities
D1208, D2408

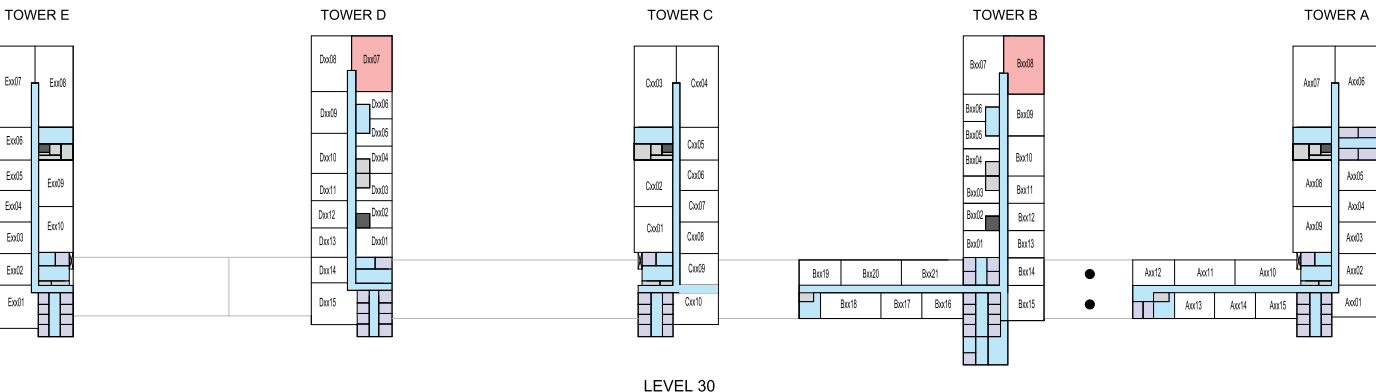
Disclaimer: 1. All dimensions are in metric, measured to wall finishes. 2. All materials, dimensions & drawings are approximate. 3. Information is subject to change without notice, at developer's absolute discretion. 4. Actual area may vary from the stated area. 5. Drawing are not to scale. 6. All images used are for illustrative purpose only and do not represent the actual size, features, specifications, fittings and furnishings. 7. The developer reserves the right to make revisions/ alterations, at its absolute discretion, without any liability whatsoever.

2 BEDROOM APARTMENT
TYPE J (with maid room + yard) VARIANT 1

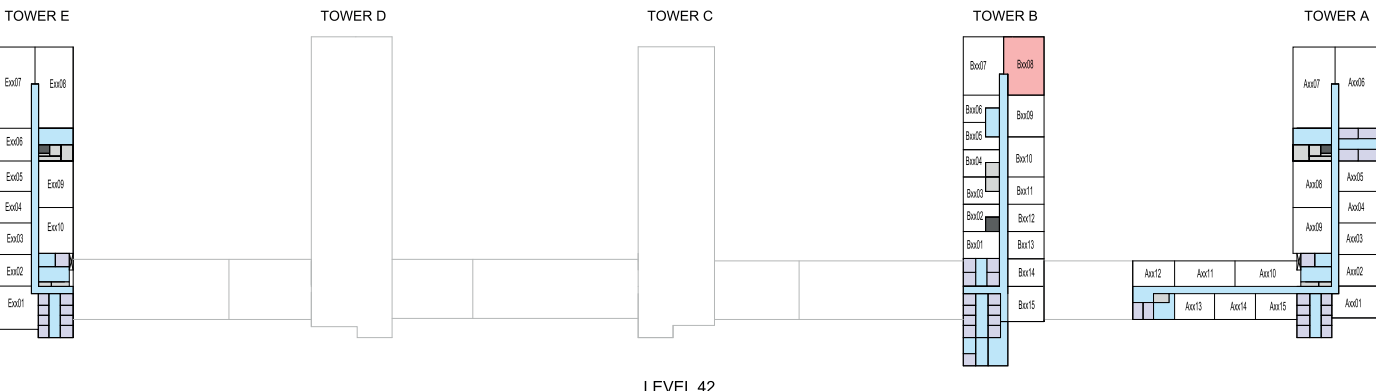
TOTAL SALEABLE AREA
SUITE RANGE = 1,200.78 - 1,200.82 SQ.FT.
YARD = 494.49 SQ.FT.
TOTAL RANGE = 1,695.27 - 1,695.31 SQ.FT.



LEVEL 18



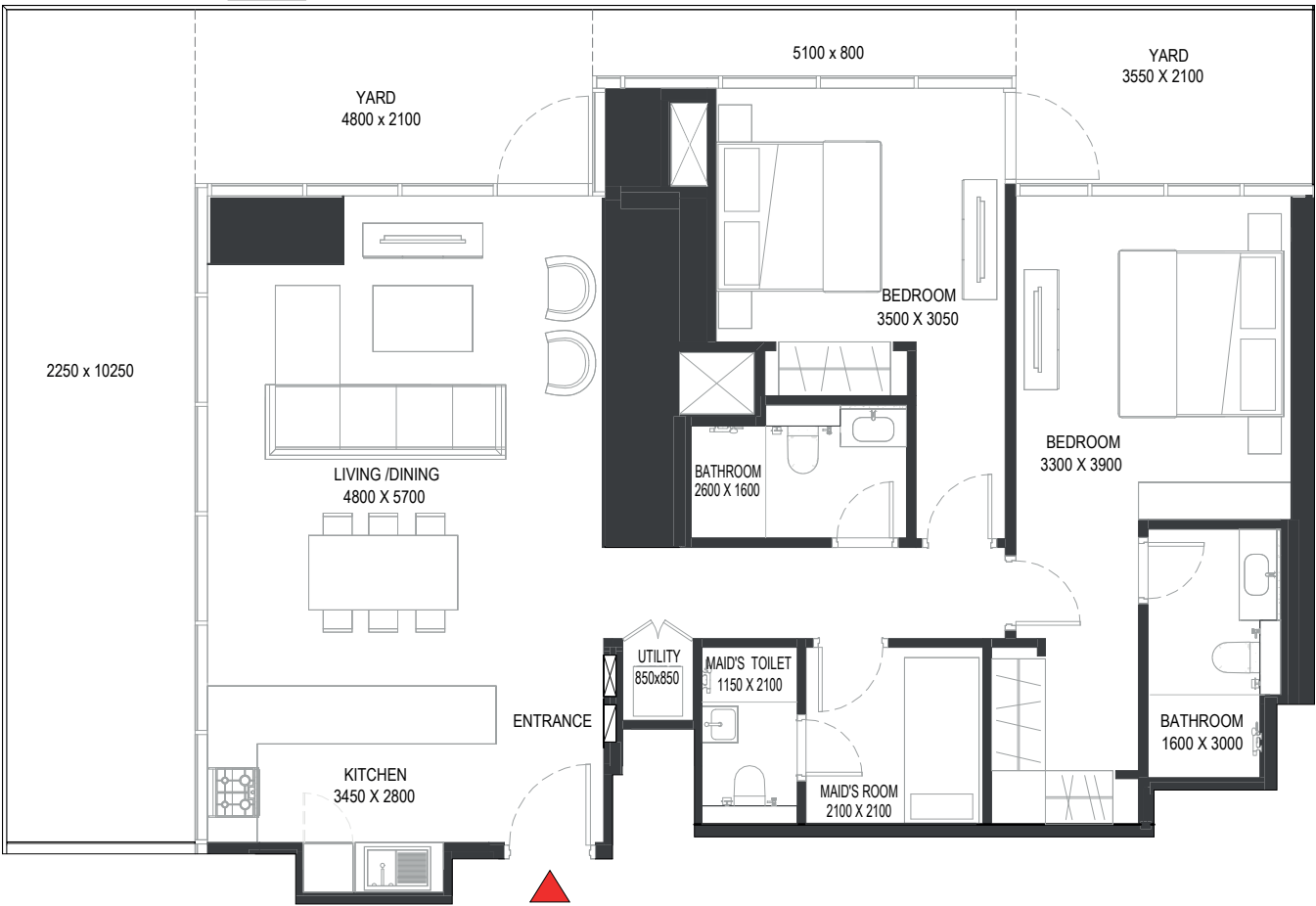
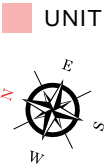
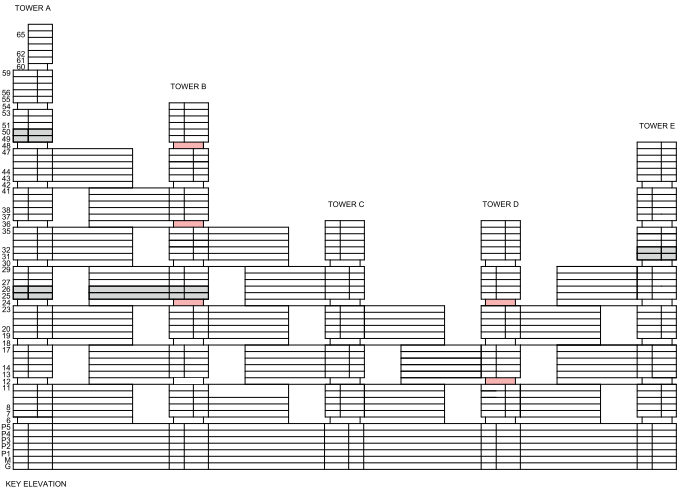
LEVEL 30



LEVEL 42

2 BEDROOM APARTMENT
TYPE J (with maid room + yard) VARIANT 1

TOTAL SALEABLE AREA
SUITE RANGE = 1,200.78 - 1,200.82 SQ.FT.
YARD = 494.49 SQ.FT.
TOTAL RANGE = 1,695.27 - 1,695.31 SQ.FT.



List of unit numbers with this unit plan:

VIEWS

Downtown, Ras Al Khor, Creek, Golf Course, Water body, Amenities
B1808, D1807

Downtown, Ras Al Khor, Creek, Golf Course, Water body
B3008, D3007

Downtown, Ras Al Khor, Golf Course, Creek
B4208

Disclaimer: 1. All dimensions are in metric, measured to wall finishes. 2. All materials, dimensions & drawings are approximate. 3. Information is subject to change without notice, at developer's absolute discretion. 4. Actual area may vary from the stated area. 5. Drawing are not to scale. 6. All images used are for illustrative purpose only and do not represent the actual size, features, specifications, fittings and furnishings. 7. The developer reserves the right to make revisions/ alterations, at its absolute discretion, without any liability whatsoever.

2 BEDROOM APARTMENT

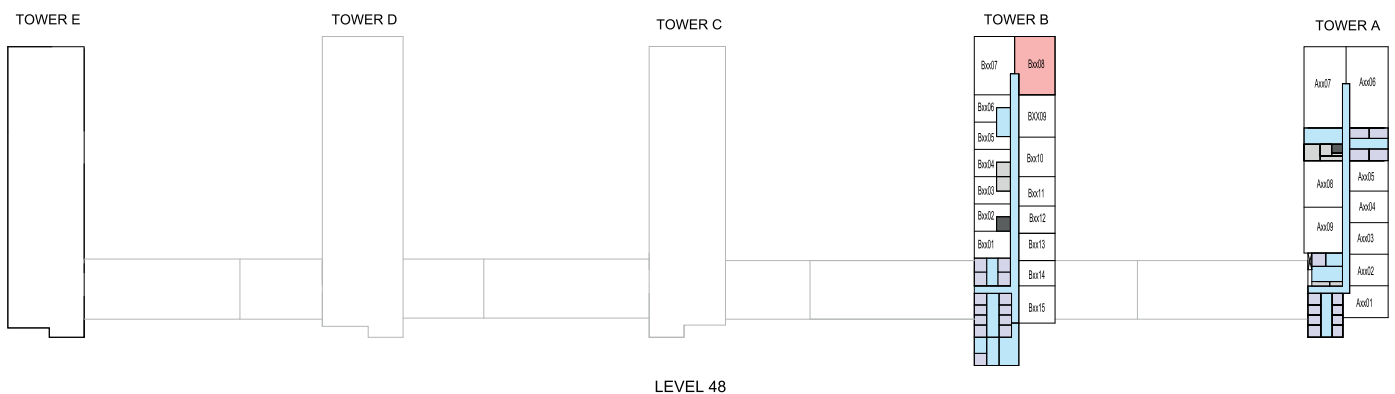
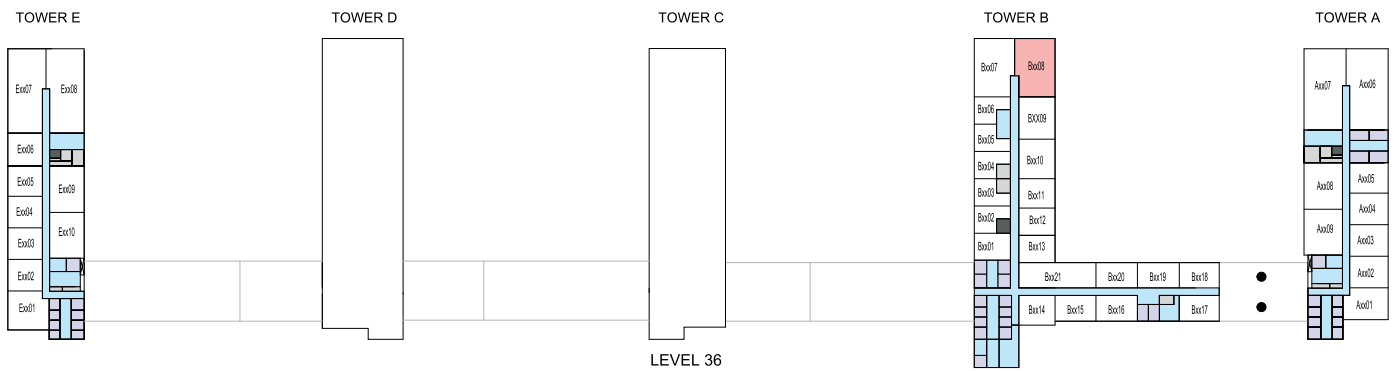
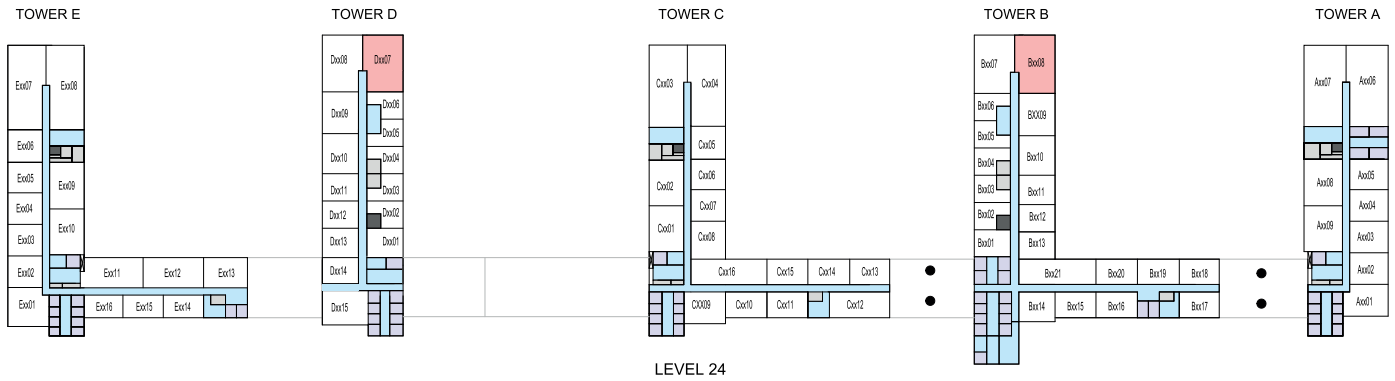
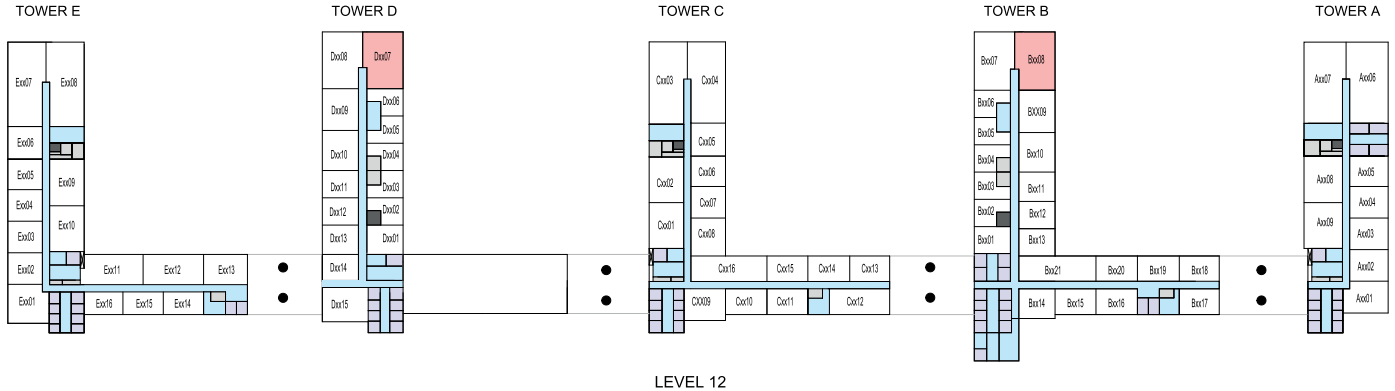
TYPE K (with maid room + yard)

TOTAL SALEABLE AREA

SUITE = 1,201.58 SQ.FT.

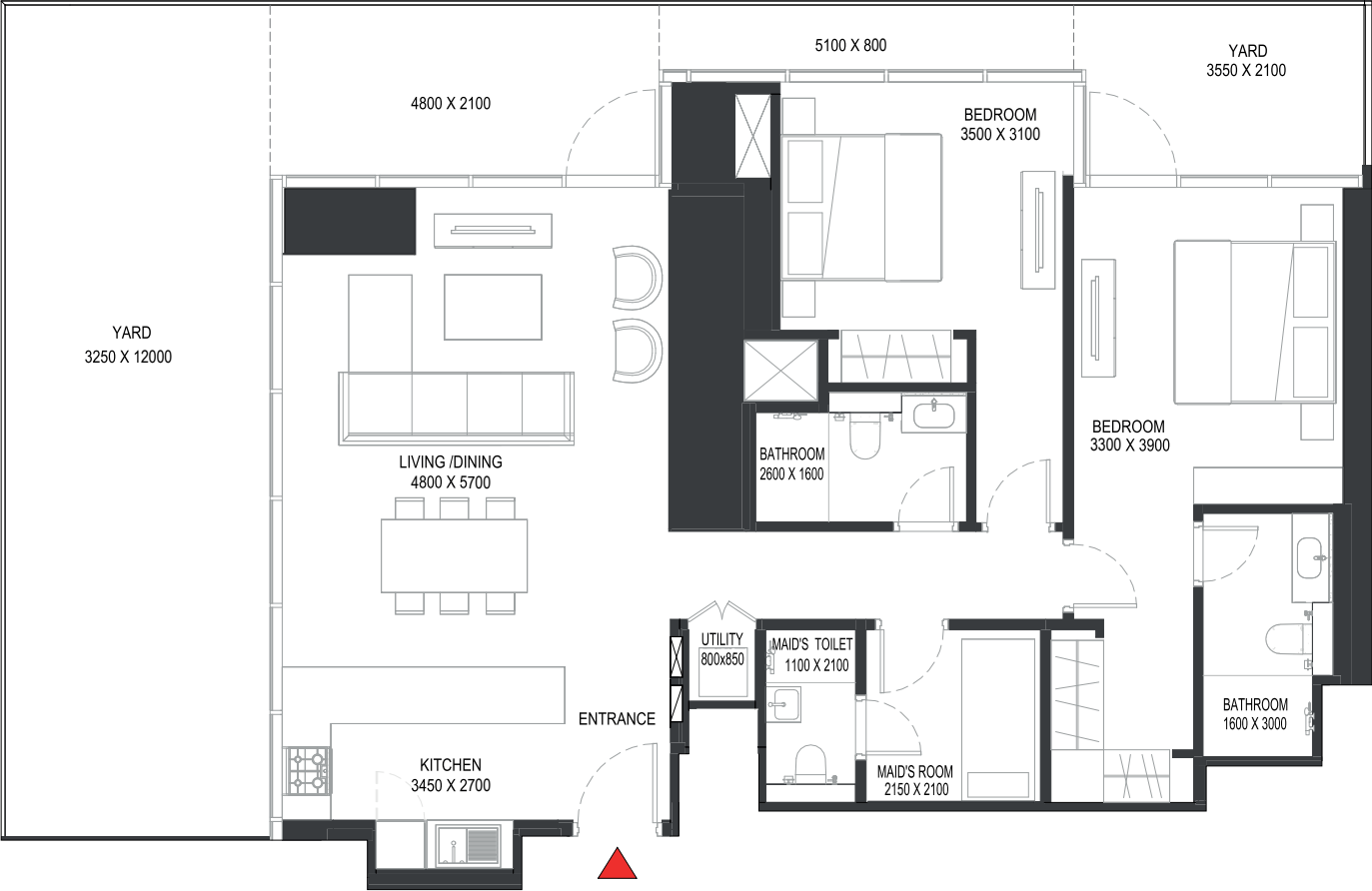
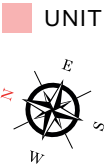
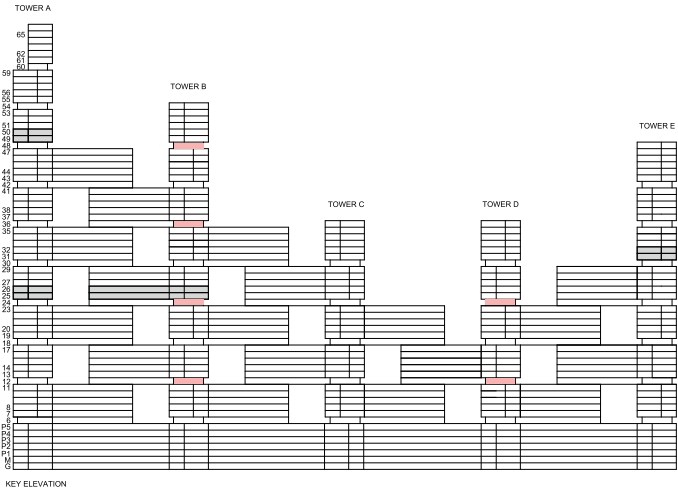
YARD = 672.31 SQ.FT.

TOTAL = 1,873.89 SQ.FT.



2 BEDROOM APARTMENT
TYPE K (with maid room + yard)

TOTAL SALEABLE AREA
SUITE = 1,201.58 SQ.FT.
YARD = 672.31 SQ.FT.
TOTAL = 1,873.89 SQ.FT.



List of unit numbers with this unit plan:

VIEWS

Downtown, Ras Al Khor, Creek, Golf Course, Water body, Amenities
B1208, B2408, D1207, D2407

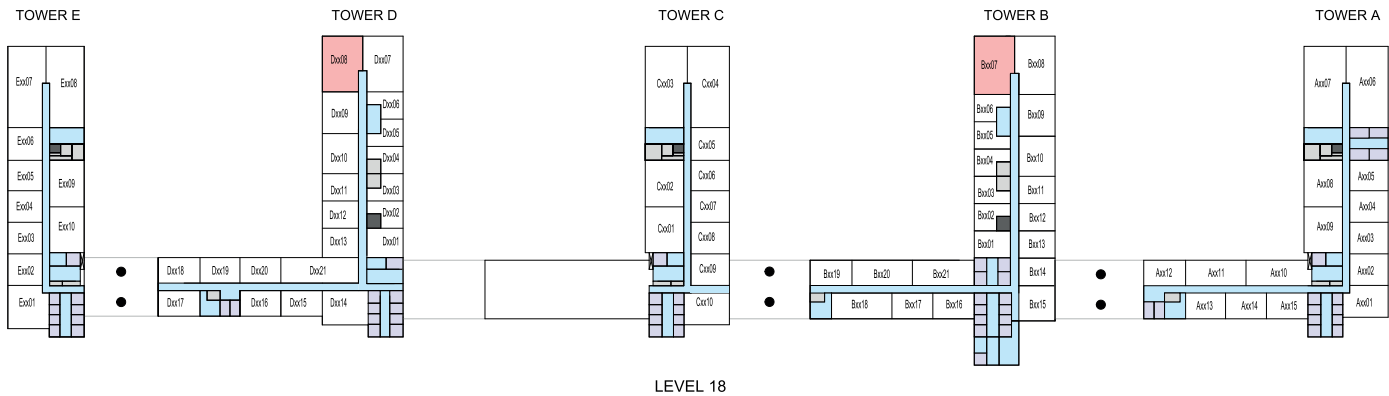
Downtown, Ras Al Khor, Golf Course, Water Body, Creek
B3608

Downtown, Ras Al Khor, Golf Course, Creek
B4808

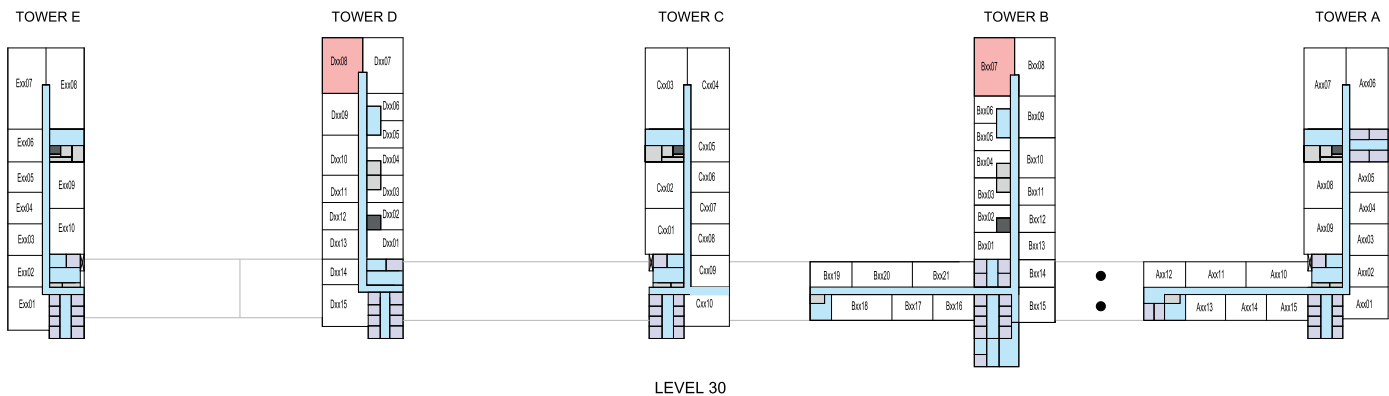
Disclaimer: 1. All dimensions are in metric, measured to wall finishes. 2. All materials, dimensions & drawings are approximate. 3. Information is subject to change without notice, at developer's absolute discretion. 4. Actual area may vary from the stated area. 5. Drawing are not to scale. 6. All images used are for illustrative purpose only and do not represent the actual size, features, specifications, fittings and furnishings. 7. The developer reserves the right to make revisions/ alterations, at its absolute discretion, without any liability whatsoever.

2 BEDROOM APARTMENT
TYPE K (with maid room + yard) VARIANT 1

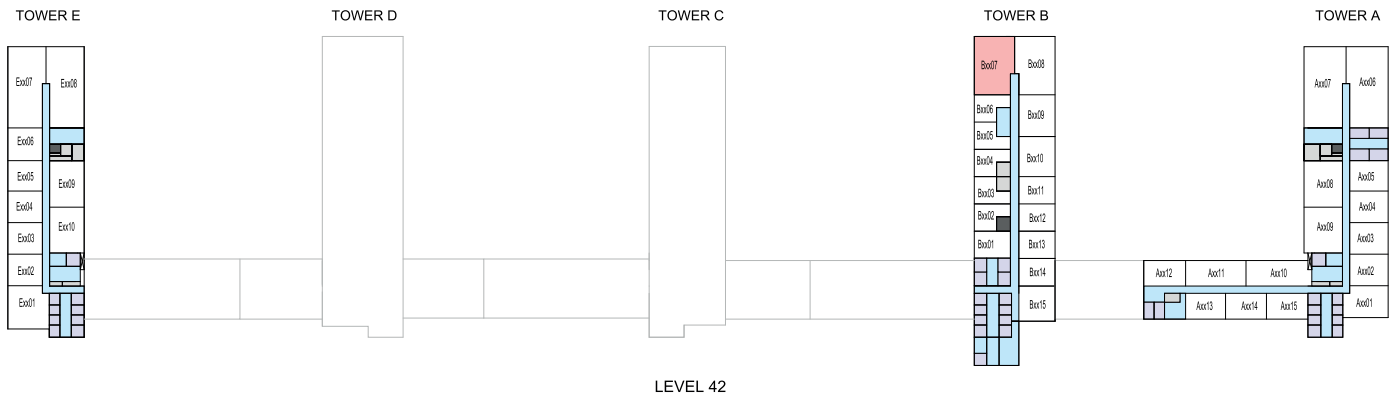
TOTAL SALEABLE AREA
SUITE = 1,201.58 SQ.FT.
YARD = 672.31 SQ.FT.
TOTAL = 1,873.89 SQ.FT.



LEVEL 18



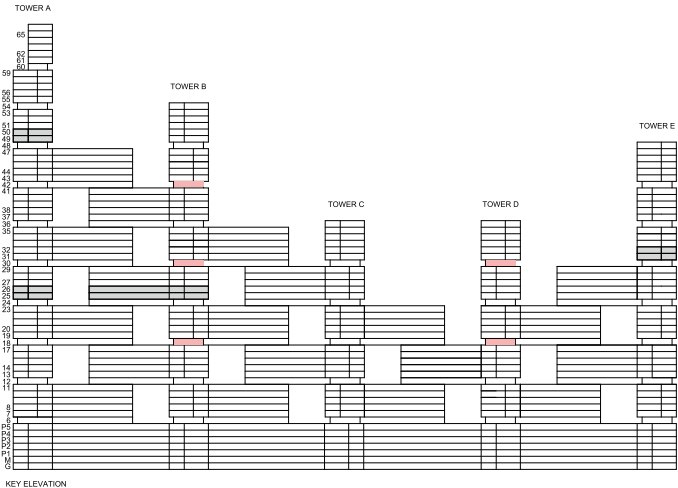
LEVEL 30



LEVEL 42

2 BEDROOM APARTMENT
TYPE K (with maid room + yard) VARIANT 1

TOTAL SALEABLE AREA
SUITE = 1,201.58 SQ.FT.
YARD = 672.31 SQ.FT.
TOTAL = 1,873.89 SQ.FT.



List of unit numbers with this unit plan:

VIEWS

Downtown, Ras Al Khor, Creek, Golf Course, Water body, Amenities
B1807, D1808

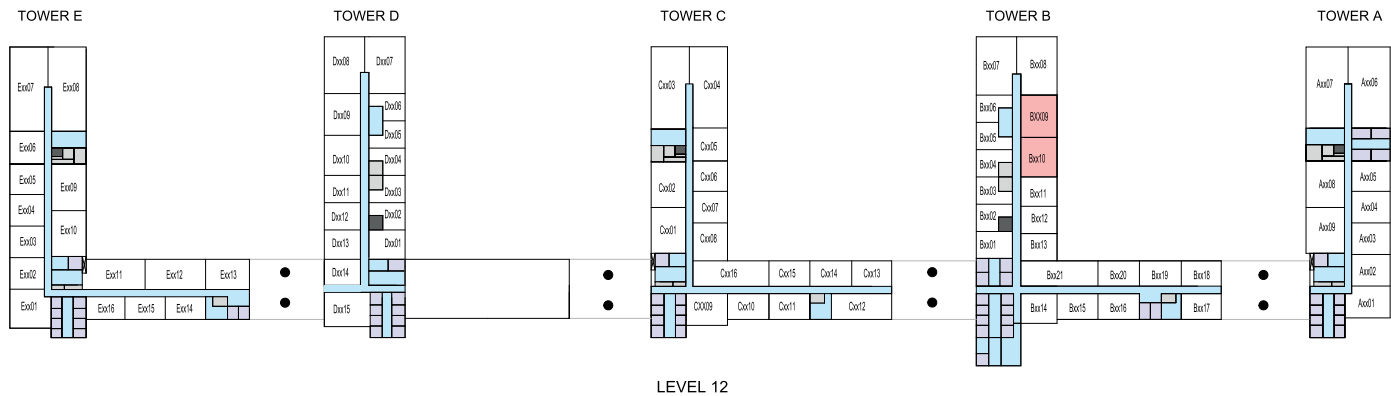
Downtown, Ras Al Khor, Golf Course, Water Body, Creek
B3007, D3008

Downtown, Ras Al Khor, Golf Course, Creek
B4207

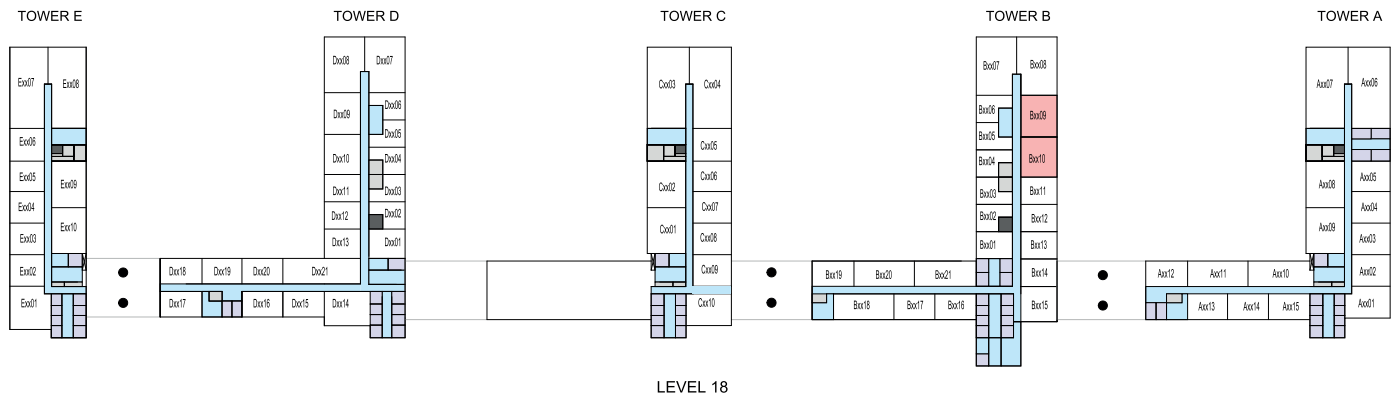
Disclaimer: 1. All dimensions are in metric, measured to wall finishes. 2. All materials, dimensions & drawings are approximate. 3. Information is subject to change without notice, at developer's absolute discretion. 4. Actual area may vary from the stated area. 5. Drawing are not to scale. 6. All images used are for illustrative purpose only and do not represent the actual size, features, specifications, fittings and furnishings. 7. The developer reserves the right to make revisions/ alterations, at its absolute discretion, without any liability whatsoever.

2 BEDROOM APARTMENT
TYPE L (with powder room + yard)

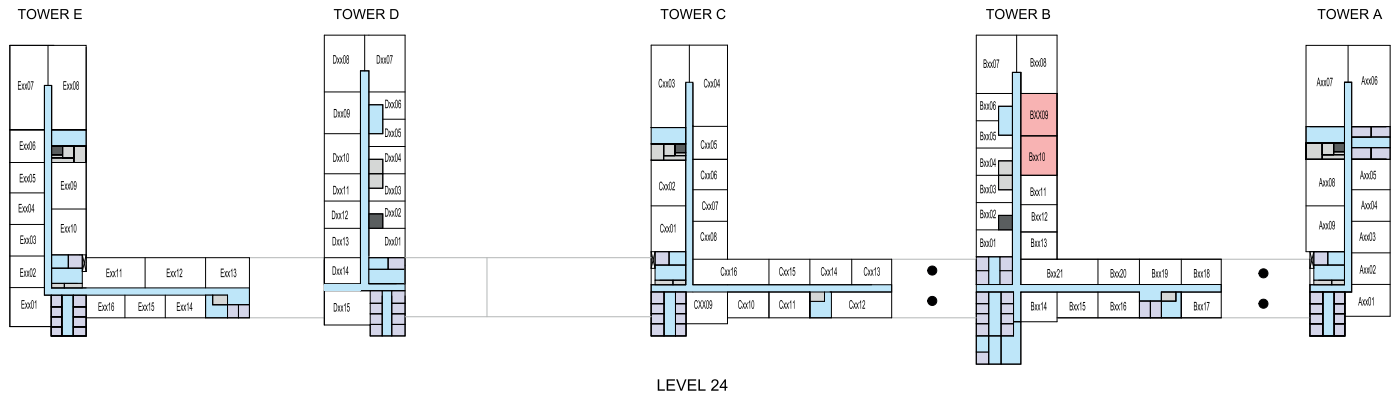
TOTAL SALEABLE AREA
SUITE = 957.96 SQ.FT.
YARD = 154.69 SQ.FT.
TOTAL = 1,112.65 SQ.FT.



LEVEL 12



LEVEL 18



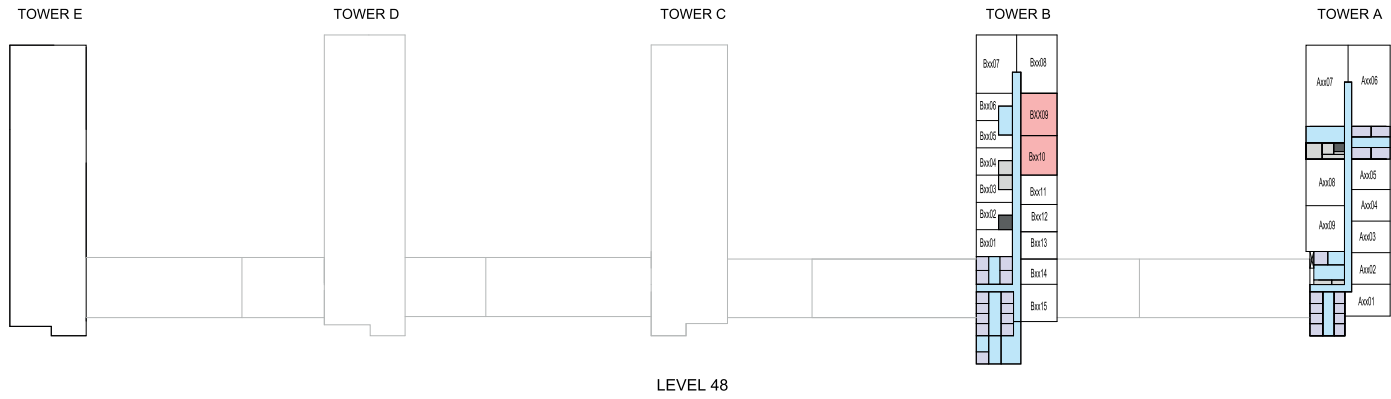
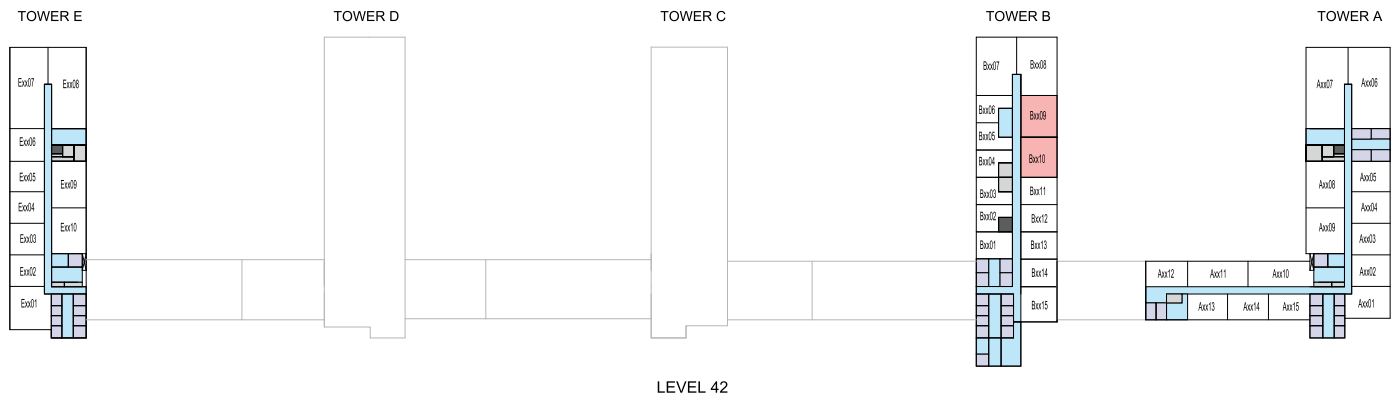
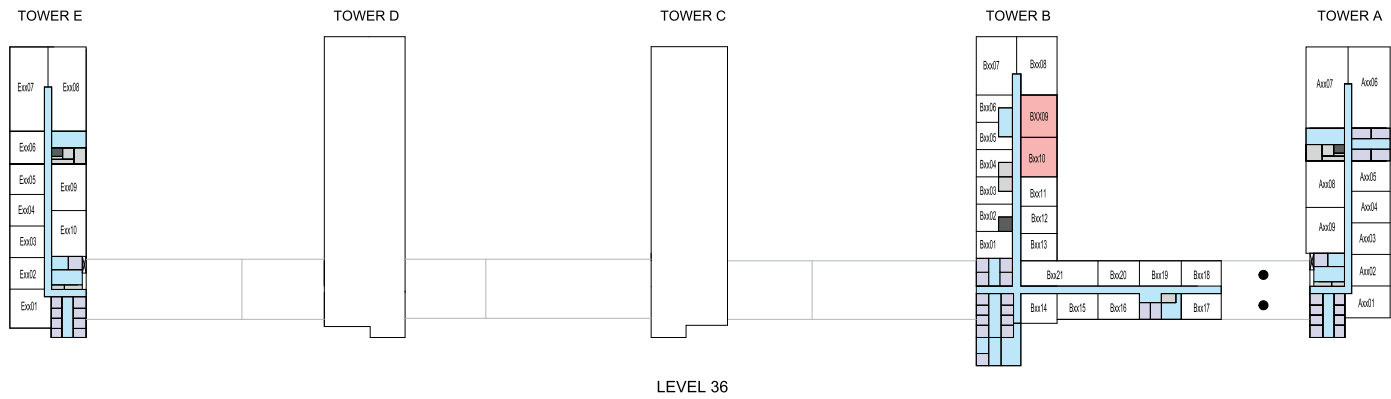
LEVEL 24



LEVEL 30

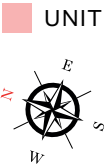
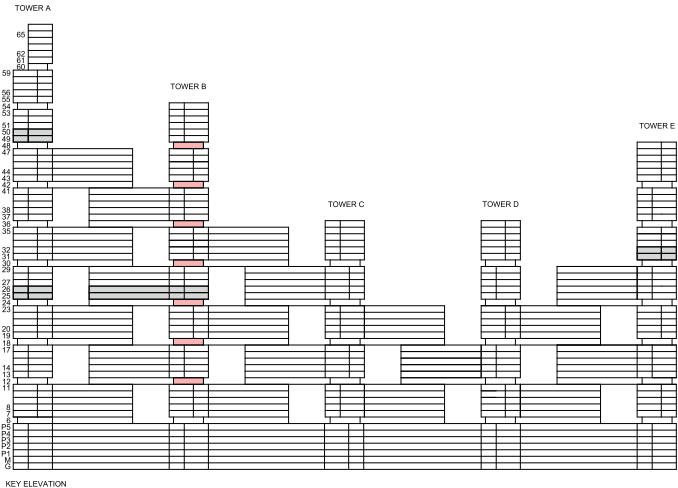
2 BEDROOM APARTMENT
TYPE L (with powder room + yard)

TOTAL SALEABLE AREA
SUITE = 957.96 SQ.FT.
YARD = 154.69 SQ.FT.
TOTAL = 1,112.65 SQ.FT.



2 BEDROOM APARTMENT
TYPE L (with powder room + yard)

TOTAL SALEABLE AREA
SUITE = 957.96 SQ.FT.
YARD = 154.69 SQ.FT.
TOTAL = 1,112.65 SQ.FT.



List of unit numbers with this unit plan:

VIEWS

Golf Course, Amenities, Creek

B1209, B1210, B1809, B1810, B2409, B2410

Golf Course, Creek

B3009, B3010, B3609, B3610, B4209, B4210, B4809, B4810

2 BEDROOM APARTMENT

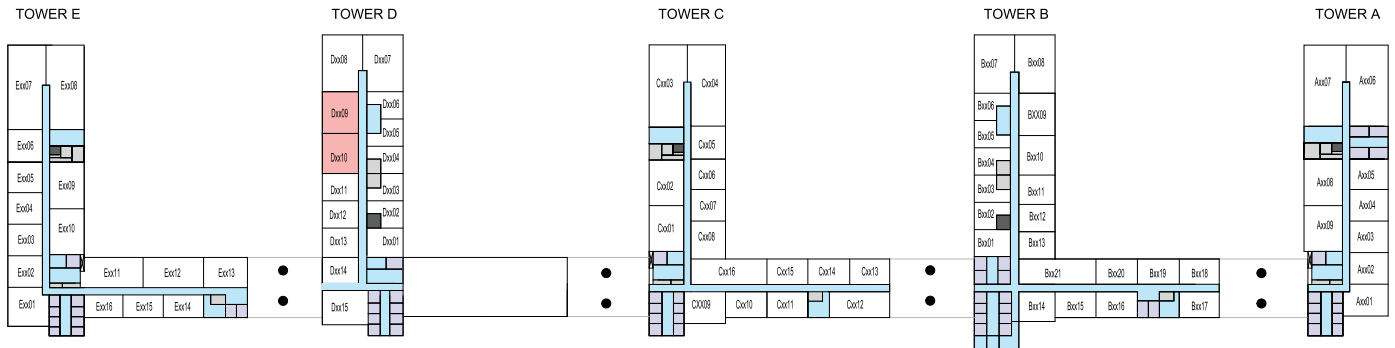
TYPE L (with powder room + yard) VARIANT 1

TOTAL SALEABLE AREA

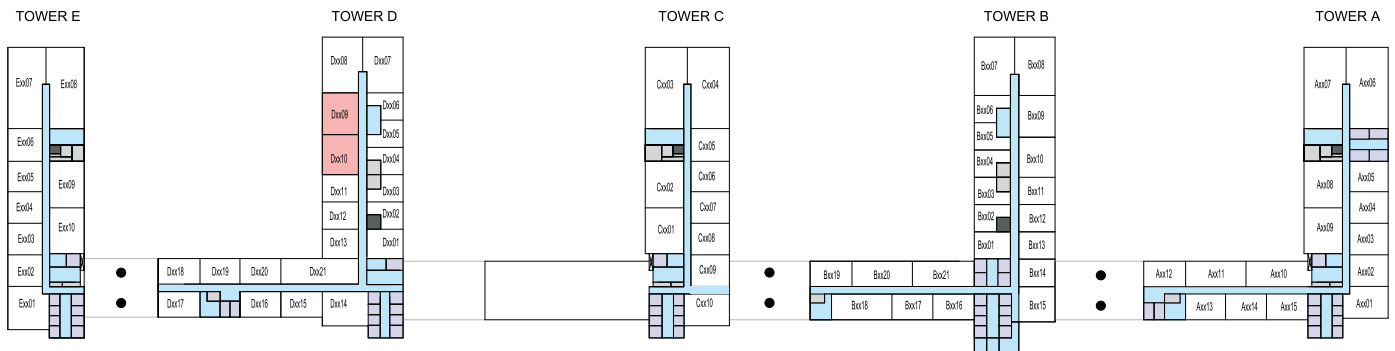
SUITE = 963.05 SQ.FT.

YARD = 152.85 SQ.FT.

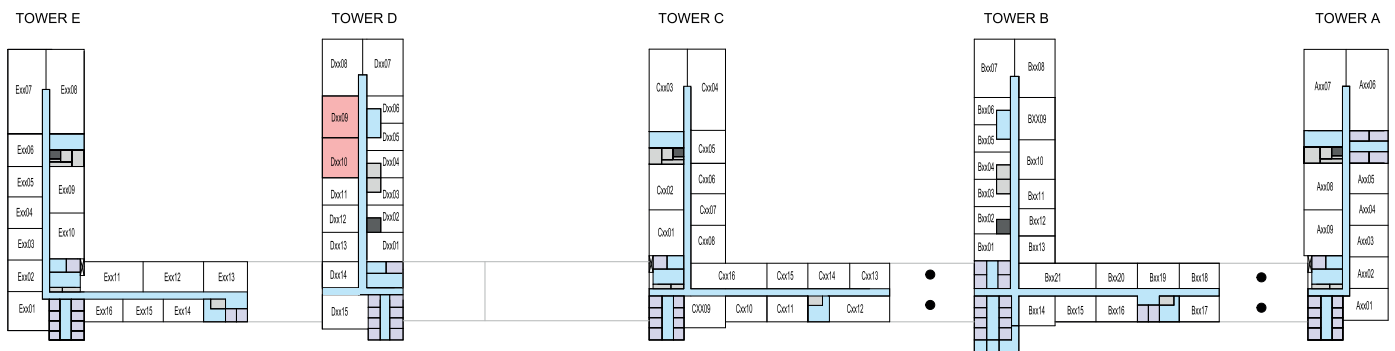
TOTAL = 1,115.90 SQ.FT.



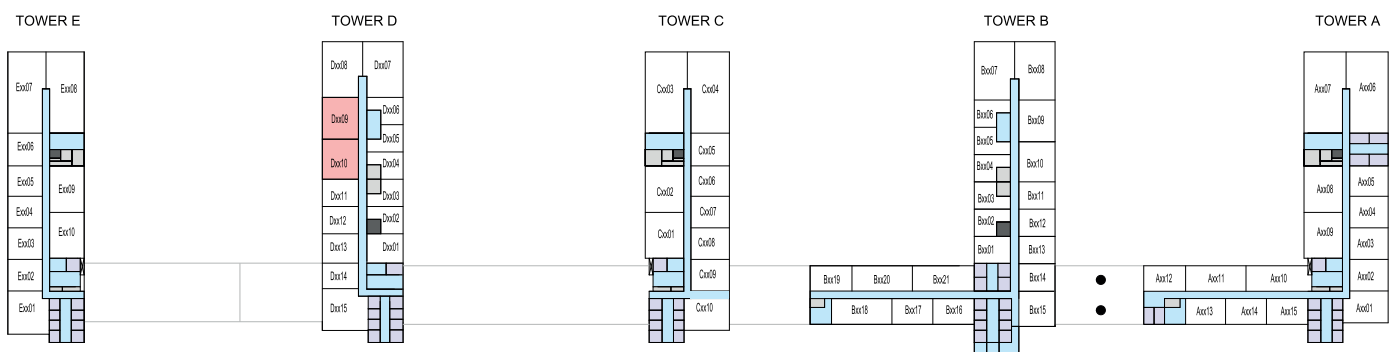
LEVEL 12



LEVEL 18



LEVEL 24



LEVEL 30

2 BEDROOM APARTMENT

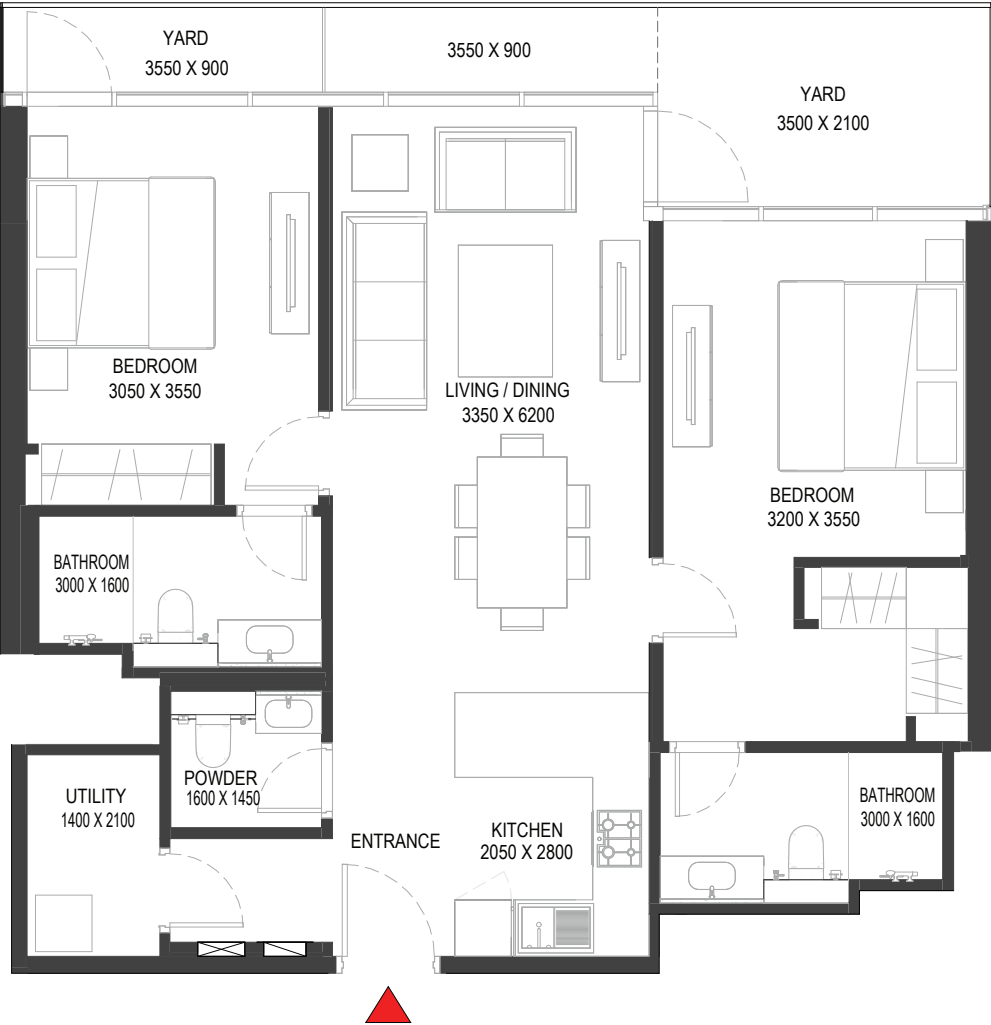
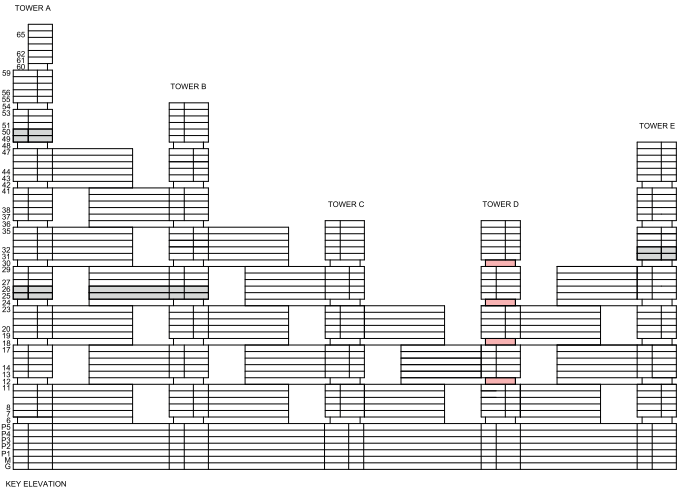
TYPE L (with powder room + yard) VARIANT 1

TOTAL SALEABLE AREA

SUITE = 963.05 SQ.FT.

YARD = 152.85 SQ.FT.

TOTAL = 1,115.90 SQ.FT.



List of unit numbers with this unit plan:

VIEWS

Ras Al Khor, Amenities

D1209, D1210, D1809, D1810, D2409, D2410

Ras Al Khor

D3009, D3010

Disclaimer: 1. All dimensions are in metric, measured to wall finishes. 2. All materials, dimensions & drawings are approximate. 3. Information is subject to change without notice, at developer's absolute discretion. 4. Actual area may vary from the stated area. 5. Drawing are not to scale. 6. All images used are for illustrative purpose only and do not represent the actual size, features, specifications, fittings and furnishings. 7. The developer reserves the right to make revisions/ alterations, at its absolute discretion, without any liability whatsoever.

2 BEDROOM APARTMENT

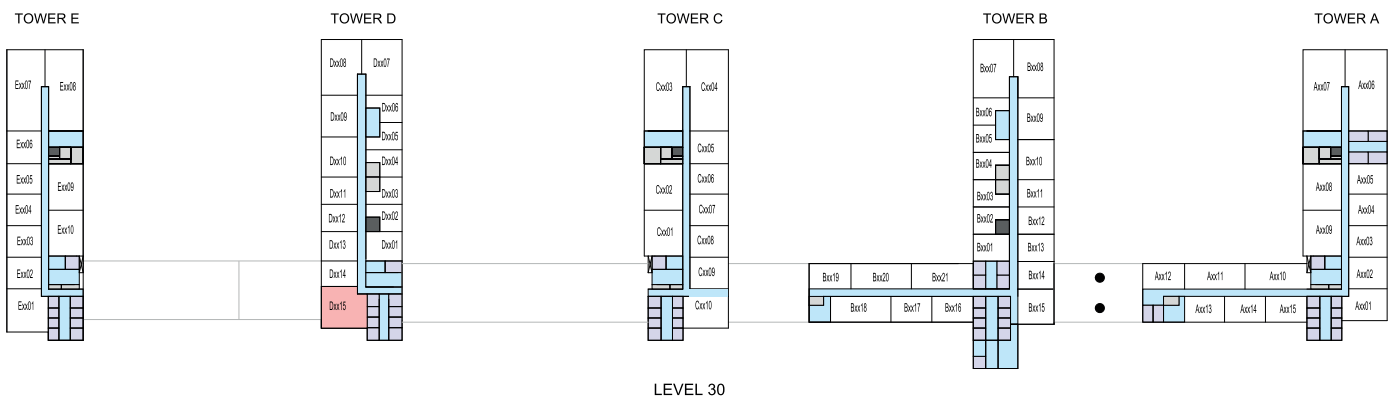
TYPE M (with powder room and maid room + yard)

TOTAL SALEABLE AREA

SUITE = 1,172.62 SQ.FT.

YARD = 292.56 SQ.FT.

TOTAL = 1,465.18 SQ.FT.



LEVEL 30

Disclaimer: 1. All dimensions are in metric, measured to wall finishes. 2. All materials, dimensions & drawings are approximate. 3. Information is subject to change without notice, at developer's absolute discretion. 4. Actual area may vary from the stated area. 5. Drawing are not to scale. 6. All images used are for illustrative purpose only and do not represent the actual size, features, specifications, fittings and furnishings. 7. The developer reserves the right to make revisions/ alterations, at its absolute discretion, without any liability whatsoever.

2 BEDROOM APARTMENT

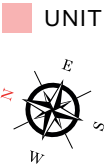
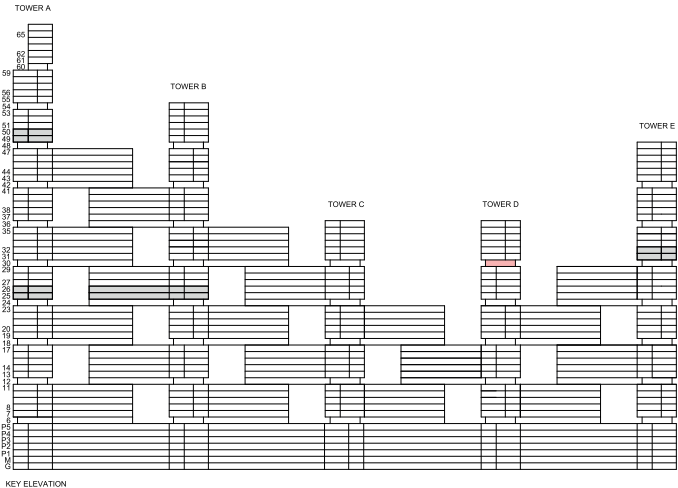
TYPE M (with powder room and maid room + yard)

TOTAL SALEABLE AREA

SUITE = 1,172.62 SQ.FT.

YARD = 292.56 SQ.FT.

TOTAL = 1,465.18 SQ.FT.



List of unit numbers with this unit plan:

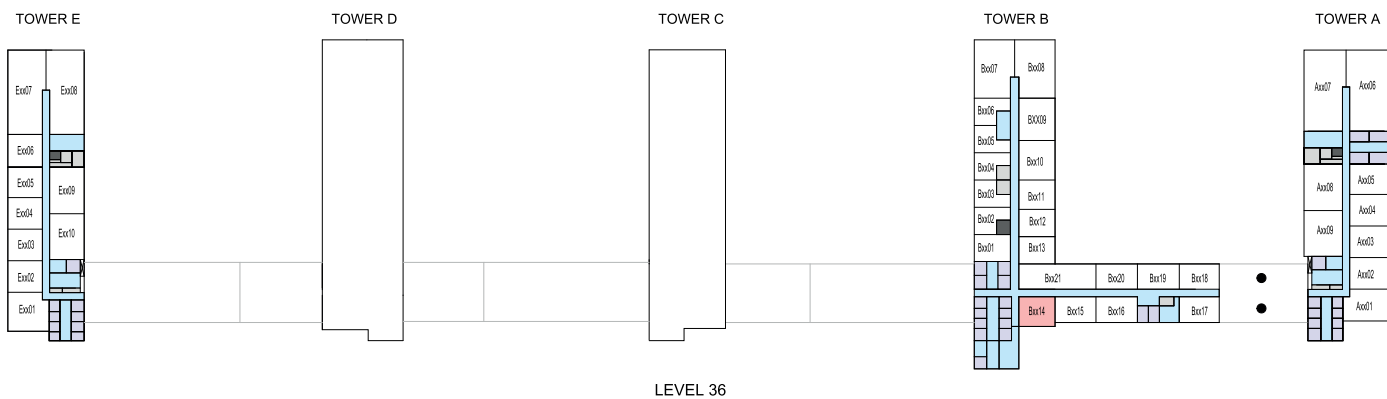
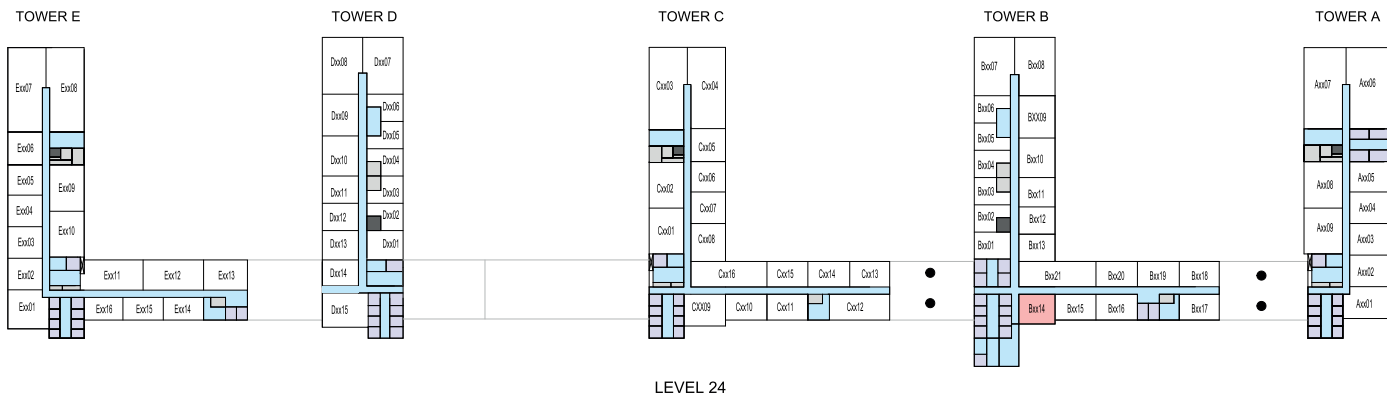
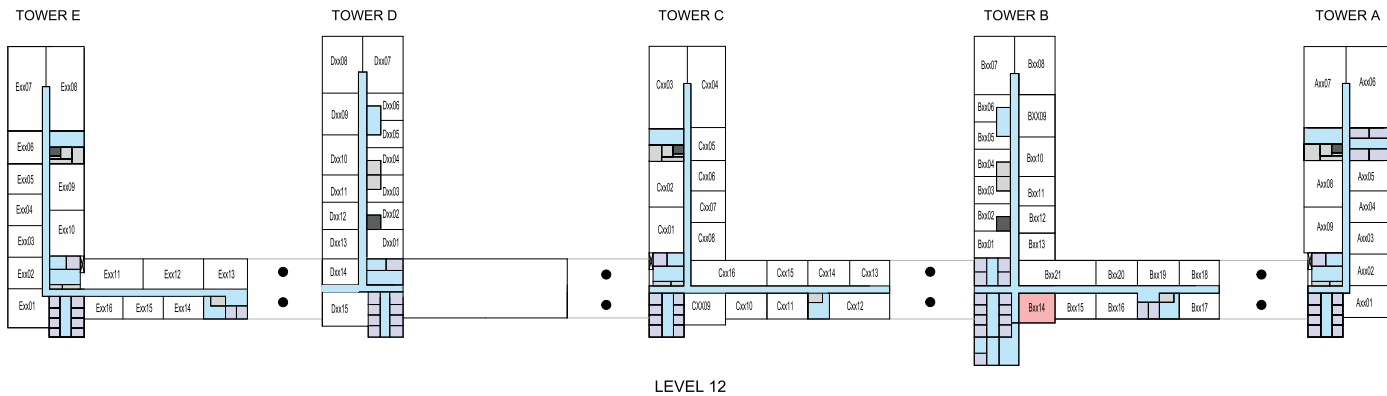
VIEWS

Ras Al Khor
D3015

Disclaimer: 1. All dimensions are in metric, measured to wall finishes. 2. All materials, dimensions & drawings are approximate. 3. Information is subject to change without notice, at developer's absolute discretion. 4. Actual area may vary from the stated area. 5. Drawing are not to scale. 6. All images used are for illustrative purpose only and do not represent the actual size, features, specifications, fittings and furnishings. 7. The developer reserves the right to make revisions/ alterations, at its absolute discretion, without any liability whatsoever.

2 BEDROOM APARTMENT
TYPE N (with yard)

TOTAL SALEABLE AREA
SUITE = 802.34 SQ.FT.
YARD = 174.27 SQ.FT.
TOTAL = 976.61 SQ.FT.



2 BEDROOM APARTMENT

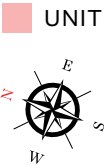
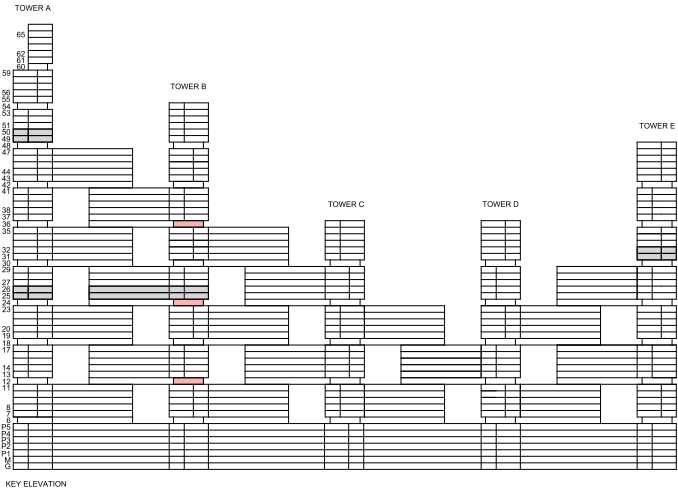
TYPE N (with yard)

TOTAL SALEABLE AREA

SUITE = 802.34 SQ.FT.

YARD = 174.27 SQ.FT.

TOTAL = 976.61 SQ.FT.



List of unit numbers with this unit plan:

Views

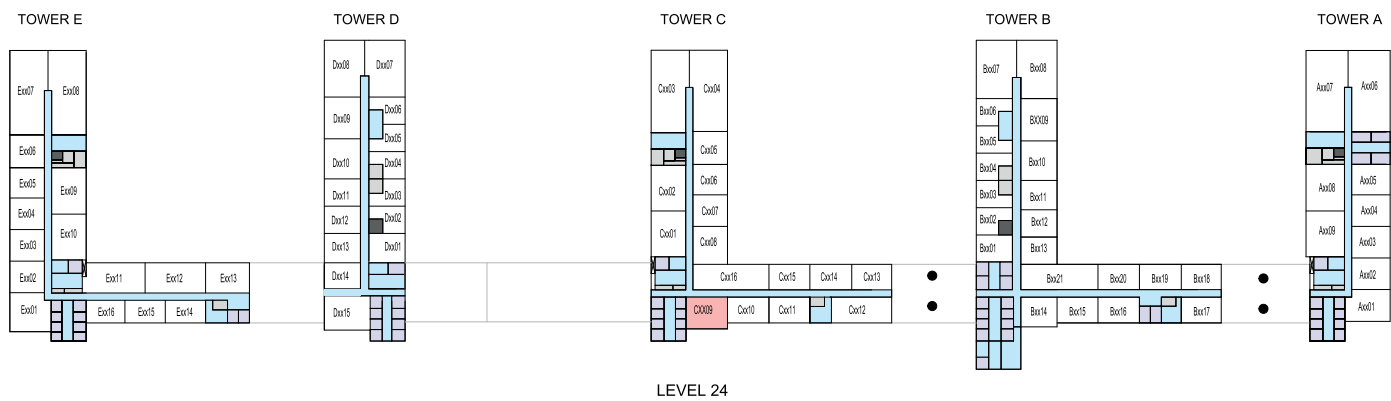
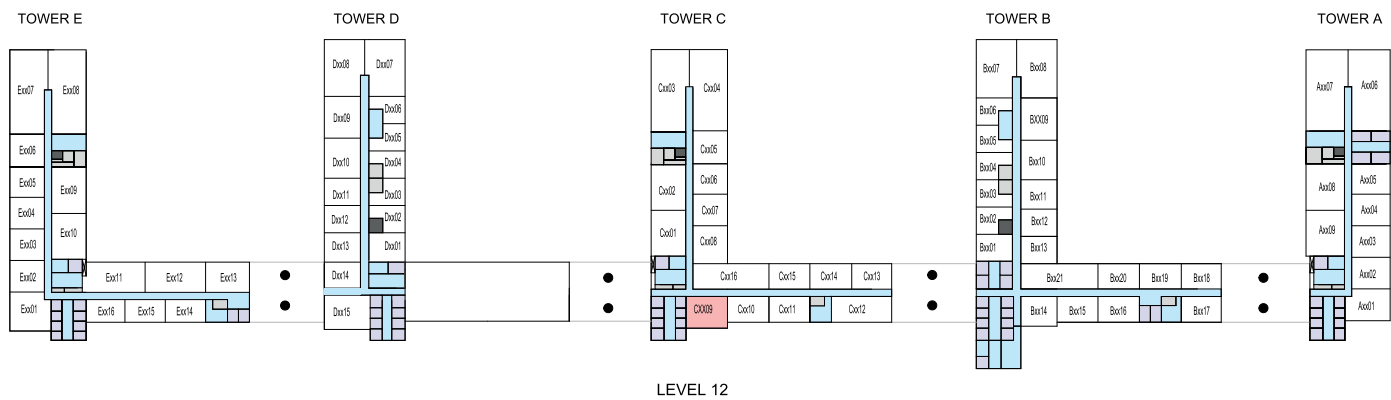
City View

B1214, B2414, B3614

Disclaimer: 1. All dimensions are in metric, measured to wall finishes. 2. All materials, dimensions & drawings are approximate. 3. Information is subject to change without notice, at developer's absolute discretion. 4. Actual area may vary from the stated area. 5. Drawing are not to scale. 6. All images used are for illustrative purpose only and do not represent the actual size, features, specifications, fittings and furnishings. 7. The developer reserves the right to make revisions/ alterations, at its absolute discretion, without any liability whatsoever.

2 BEDROOM APARTMENT
TYPE N (with yard) VARIANT 1

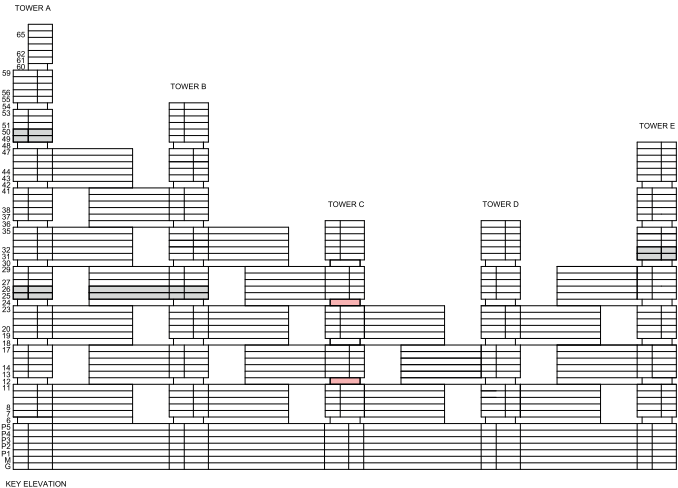
TOTAL SALEABLE AREA
SUITE = 887.81 SQ.FT.
YARD = 185.57 SQ.FT.
TOTAL = 1,073.38 SQ.FT.



Disclaimer: 1. All dimensions are in metric, measured to wall finishes. 2. All materials, dimensions & drawings are approximate. 3. Information is subject to change without notice, at developer's absolute discretion. 4. Actual area may vary from the stated area. 5. Drawing are not to scale. 6. All images used are for illustrative purpose only and do not represent the actual size, features, specifications, fittings and furnishings. 7. The developer reserves the right to make revisions/ alterations, at its absolute discretion, without any liability whatsoever.

2 BEDROOM APARTMENT
TYPE N (with yard) VARIANT 1

TOTAL SALEABLE AREA
SUITE = 887.81 SQ.FT.
YARD = 185.57 SQ.FT.
TOTAL = 1,073.38 SQ.FT.



List of unit numbers with this unit plan:

VIEWS

City View
C1209, C2409

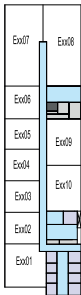
Disclaimer: 1. All dimensions are in metric, measured to wall finishes. 2. All materials, dimensions & drawings are approximate. 3. Information is subject to change without notice, at developer's absolute discretion. 4. Actual area may vary from the stated area. 5. Drawing are not to scale. 6. All images used are for illustrative purpose only and do not represent the actual size, features, specifications, fittings and furnishings. 7. The developer reserves the right to make revisions/ alterations, at its absolute discretion, without any liability whatsoever.

2 BEDROOM APARTMENT
TYPE N (with yard) VARIANT 2

TOTAL SALEABLE AREA
SUITE = 802.34 SQ.FT.
YARD = 250.37 SQ.FT.
TOTAL = 1,052.71 SQ.FT.



TOWER E



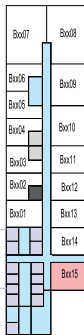
TOWER D



TOWER C



TOWER B



TOWER A

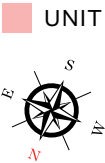
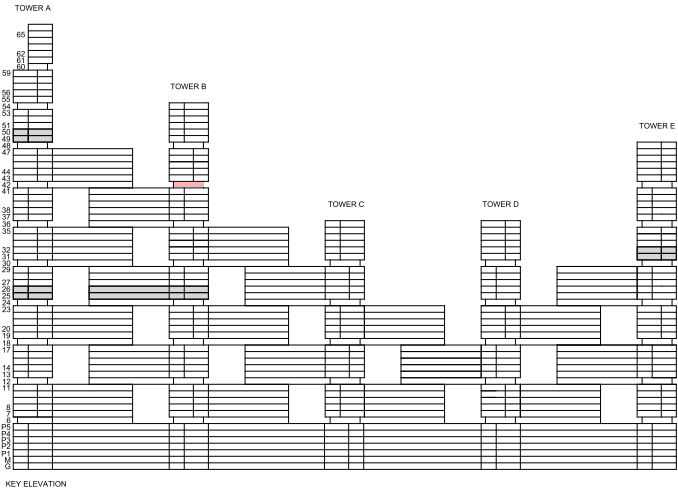


LEVEL 42

Disclaimer: 1. All dimensions are in metric, measured to wall finishes. 2. All materials, dimensions & drawings are approximate. 3. Information is subject to change without notice, at developer's absolute discretion. 4. Actual area may vary from the stated area. 5. Drawing are not to scale. 6. All images used are for illustrative purpose only and do not represent the actual size, features, specifications, fittings and furnishings. 7. The developer reserves the right to make revisions/ alterations, at its absolute discretion, without any liability whatsoever.

2 BEDROOM APARTMENT
TYPE N (with yard) VARIANT 2

TOTAL SALEABLE AREA
SUITE = 802.34 SQ.FT.
YARD = 250.37 SQ.FT.
TOTAL = 1,052.71 SQ.FT.



List of unit numbers with this unit plan:

VIEWS
Golf Course, Creek
B4215

Disclaimer: 1. All dimensions are in metric, measured to wall finishes. 2. All materials, dimensions & drawings are approximate. 3. Information is subject to change without notice, at developer's absolute discretion. 4. Actual area may vary from the stated area. 5. Drawing are not to scale. 6. All images used are for illustrative purpose only and do not represent the actual size, features, specifications, fittings and furnishings. 7. The developer reserves the right to make revisions/ alterations, at its absolute discretion, without any liability whatsoever.

TYPE N (with yard) VARIANT 3

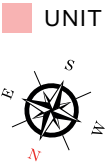
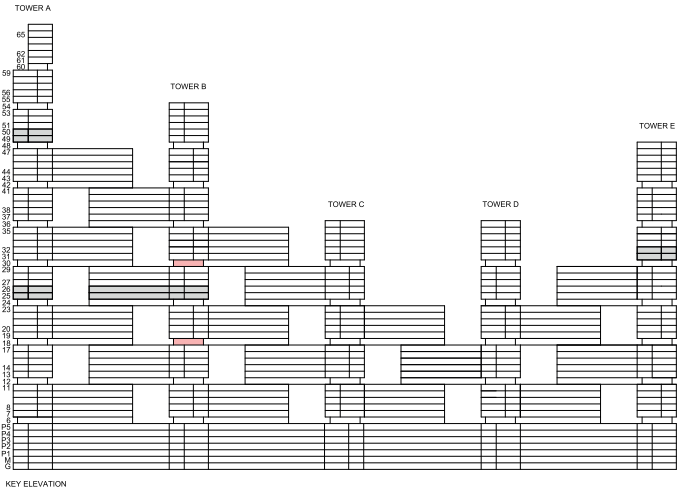
TOTAL = 976.61 SQ.FT.



Disclaimer: 1. All dimensions are in metric, measured to wall finishes. 2. All materials, dimensions & drawings are approximate. 3. Information is subject to change without notice, at developer's absolute discretion. 4. Actual area may vary from the stated area. 5. Drawing are not to scale. 6. All images used are for illustrative purpose only and do not represent the actual size, features, specifications, fittings and furnishings. 7. The developer reserves the right to make revisions/ alterations, at its absolute discretion, without any liability whatsoever.

2 BEDROOM APARTMENT
TYPE N (with yard) VARIANT 3

TOTAL SALEABLE AREA
SUITE = 802.34 SQ.FT.
YARD = 250.37 SQ.FT.
TOTAL = 1,052.71 SQ.FT.



List of unit numbers with this unit plan:

VIEWS

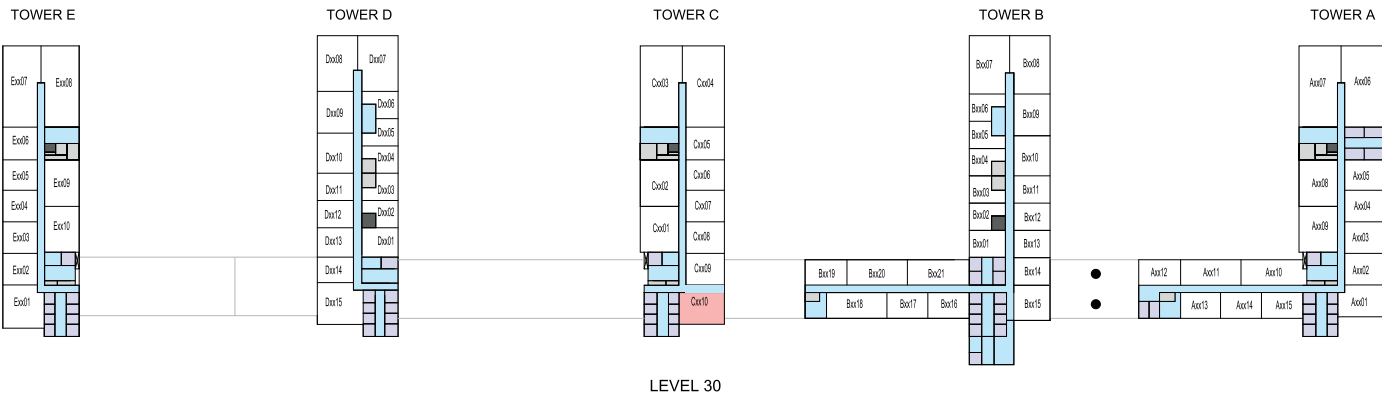
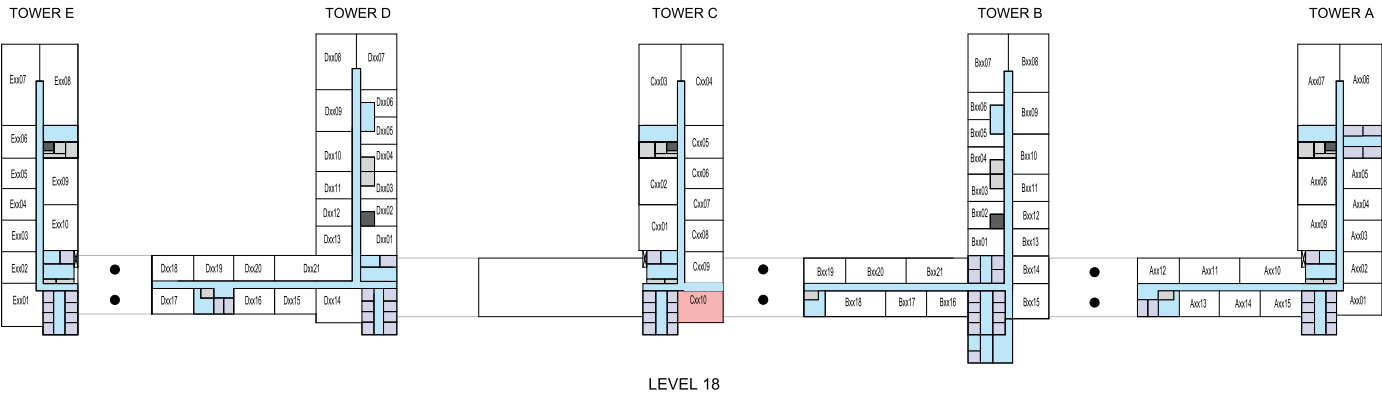
Golf Course, Amenities, Creek
B1815

Golf Course, Creek
B3015

Disclaimer: 1. All dimensions are in metric, measured to wall finishes. 2. All materials, dimensions & drawings are approximate. 3. Information is subject to change without notice, at developer's absolute discretion. 4. Actual area may vary from the stated area. 5. Drawing are not to scale. 6. All images used are for illustrative purpose only and do not represent the actual size, features, specifications, fittings and furnishings. 7. The developer reserves the right to make revisions/ alterations, at its absolute discretion, without any liability whatsoever.

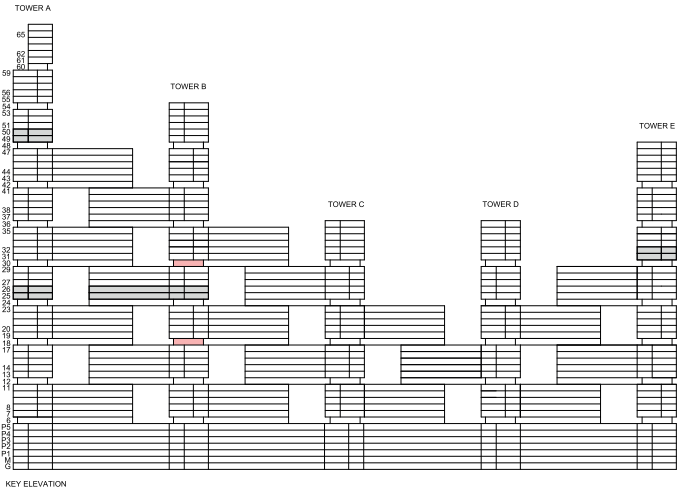
2 BEDROOM APARTMENT
TYPE N (with yard) VARIANT 4

TOTAL SALEABLE AREA
SUITE = 887.81 SQ.FT.
YARD = 185.57 SQ.FT.
TOTAL = 1,073.38 SQ.FT.



2 BEDROOM APARTMENT
TYPE N (with yard) VARIANT 4

TOTAL SALEABLE AREA
SUITE = 887.81 SQ.FT.
YARD = 185.57 SQ.FT.
TOTAL = 1,073.38 SQ.FT.



List of unit numbers with this unit plan:

VIEWS

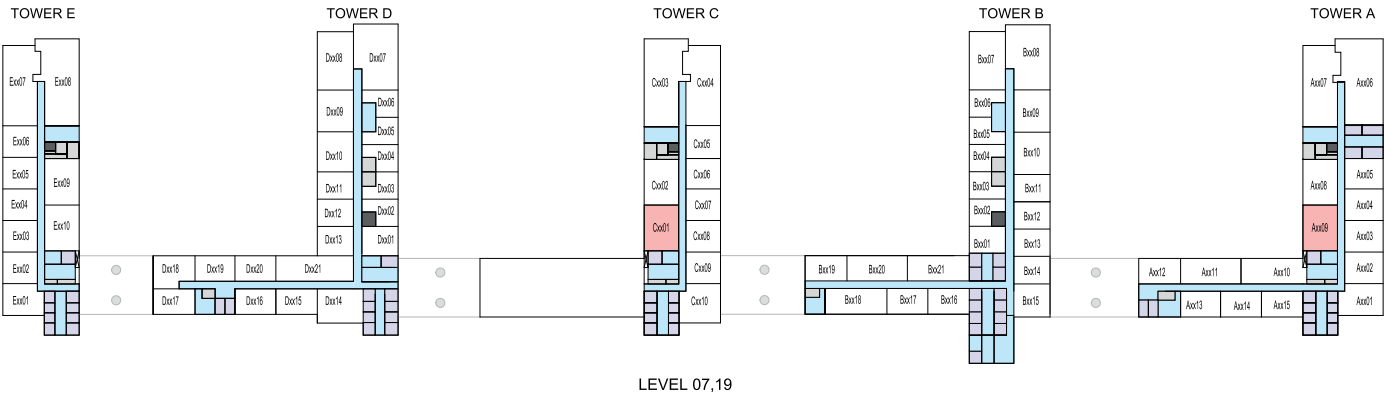
Golf Course, Amenities, Creek
C1810

Golf Course, Creek
B3010

Disclaimer: 1. All dimensions are in metric, measured to wall finishes. 2. All materials, dimensions & drawings are approximate. 3. Information is subject to change without notice, at developer's absolute discretion. 4. Actual area may vary from the stated area. 5. Drawing are not to scale. 6. All images used are for illustrative purpose only and do not represent the actual size, features, specifications, fittings and furnishings. 7. The developer reserves the right to make revisions/ alterations, at its absolute discretion, without any liability whatsoever.

2 BEDROOM APARTMENT
TYPE P (with powder room + yard)

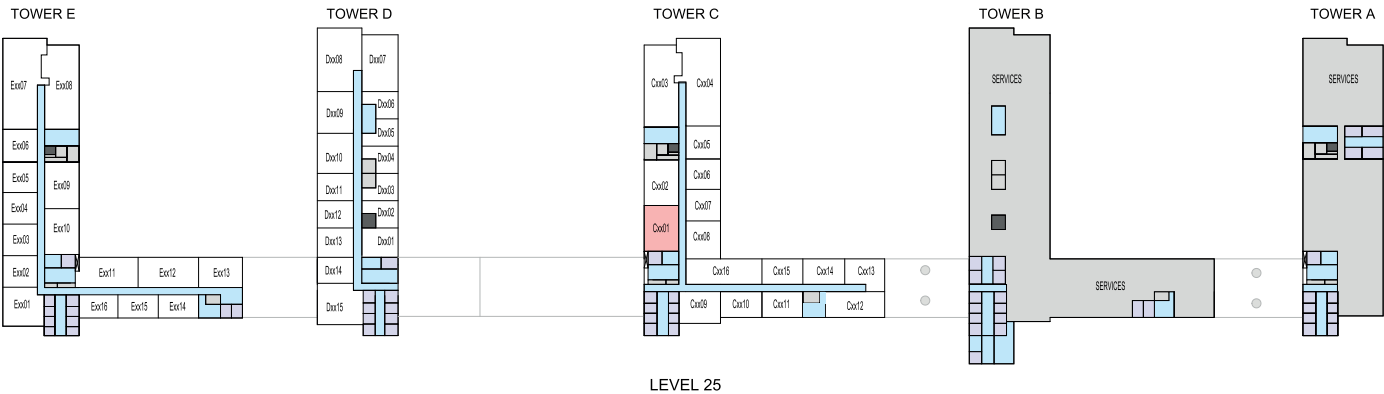
TOTAL SALEABLE AREA
SUITE = 1,034.61 SQ.FT.
YARD = 178.41 SQ.FT.
TOTAL = 1,213.02 SQ.FT.



LEVEL 07,19



LEVEL 13

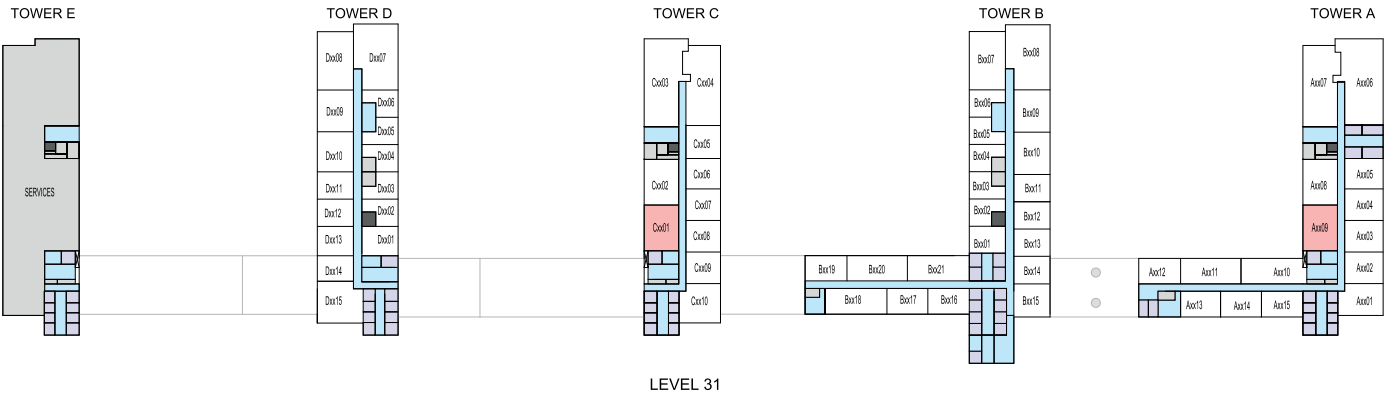


LEVEL 25

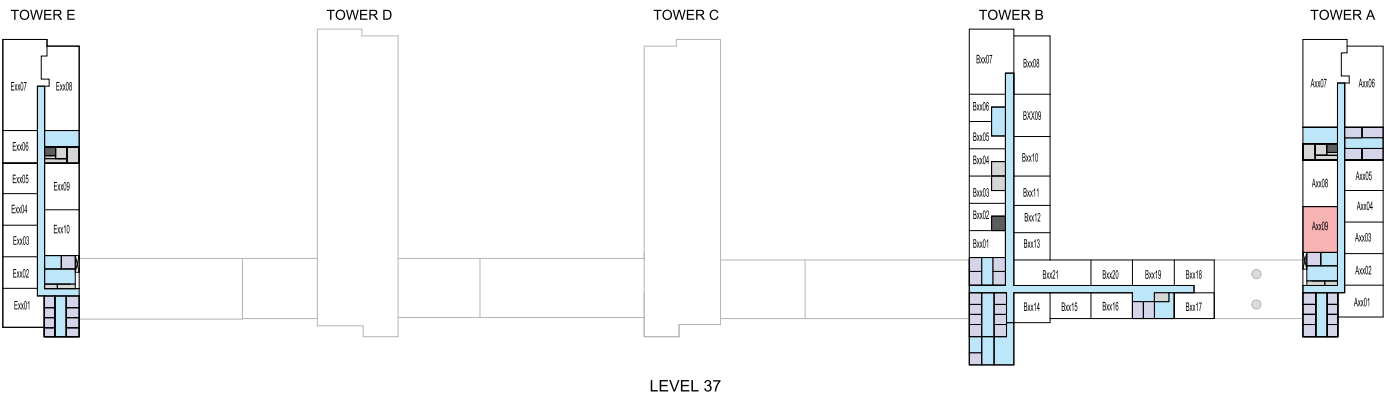
Disclaimer: 1. All dimensions are in metric, measured to wall finishes. 2. All materials, dimensions & drawings are approximate. 3. Information is subject to change without notice, at developer's absolute discretion. 4. Actual area may vary from the stated area. 5. Drawing are not to scale. 6. All images used are for illustrative purpose only and do not represent the actual size, features, specifications, fittings and furnishings. 7. The developer reserves the right to make revisions/ alterations, at its absolute discretion, without any liability whatsoever.

2 BEDROOM APARTMENT
TYPE P (with powder room + yard)

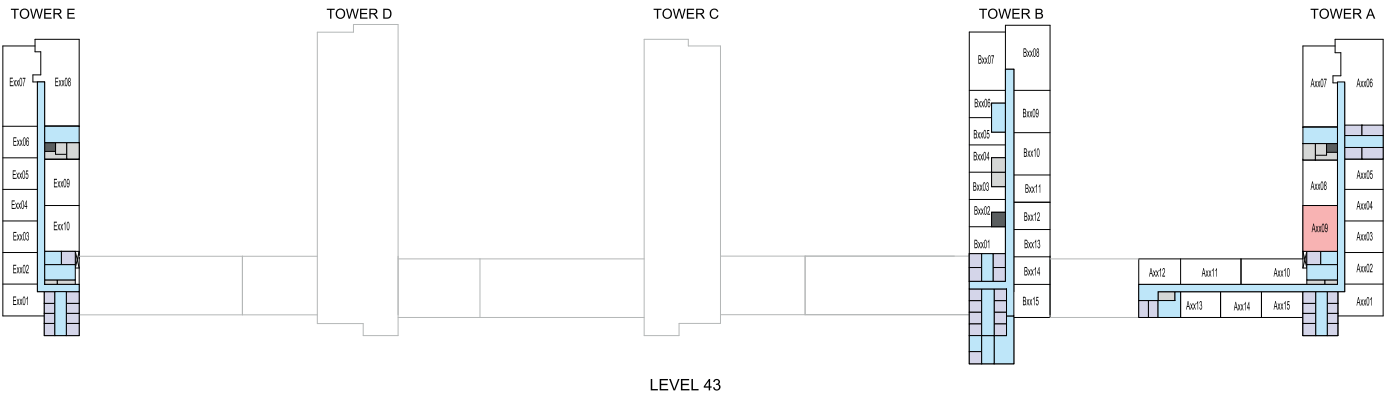
TOTAL SALEABLE AREA
SUITE = 1,034.61 SQ.FT.
YARD = 178.41 SQ.FT.
TOTAL = 1,213.02 SQ.FT.



LEVEL 31



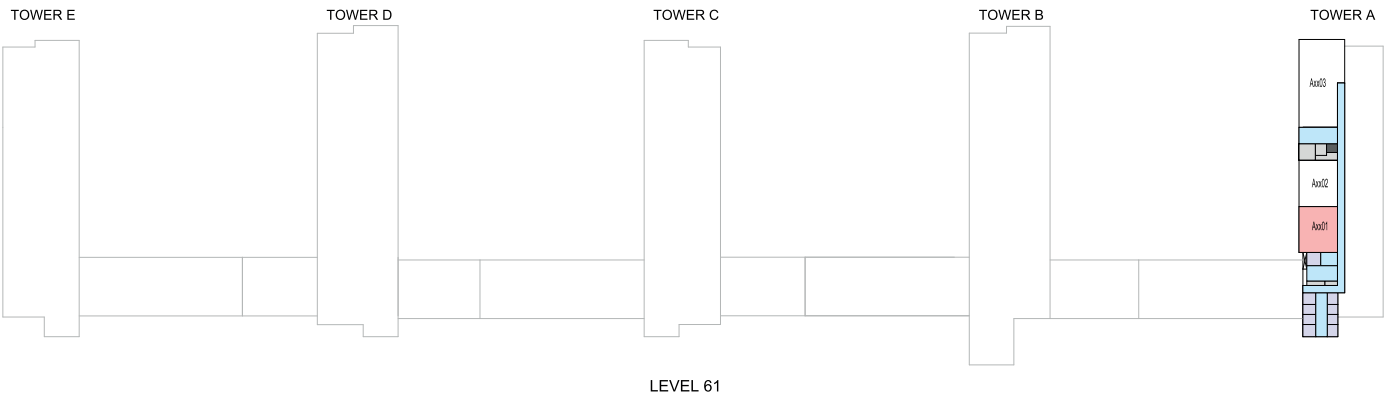
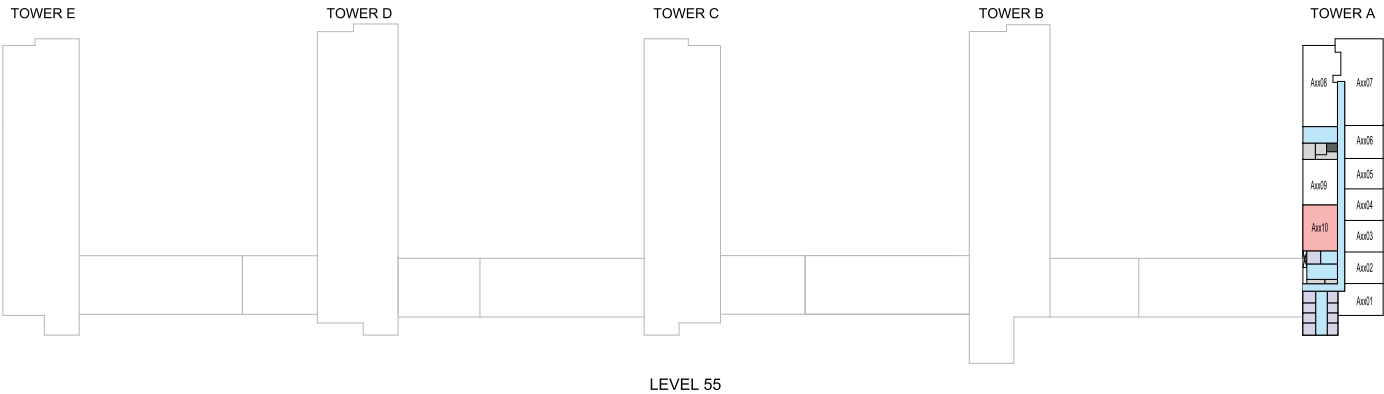
LEVEL 37



LEVEL 43

2 BEDROOM APARTMENT
TYPE P (with powder room + yard)

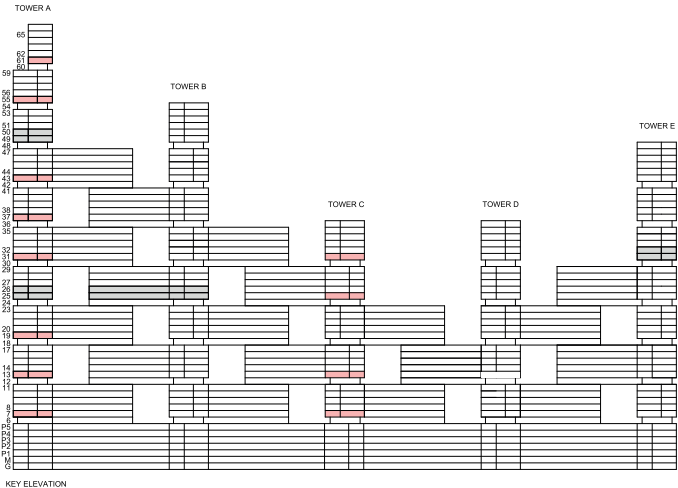
TOTAL SALEABLE AREA
SUITE = 1,034.61 SQ.FT.
YARD = 178.41 SQ.FT.
TOTAL = 1,213.02 SQ.FT.



Disclaimer: 1. All dimensions are in metric, measured to wall finishes. 2. All materials, dimensions & drawings are approximate. 3. Information is subject to change without notice, at developer's absolute discretion. 4. Actual area may vary from the stated area. 5. Drawing are not to scale. 6. All images used are for illustrative purpose only and do not represent the actual size, features, specifications, fittings and furnishings. 7. The developer reserves the right to make revisions/ alterations, at its absolute discretion, without any liability whatsoever.

2 BEDROOM APARTMENT
TYPE P (with powder room + yard)

TOTAL SALEABLE AREA
SUITE = 1,034.61 SQ.FT.
YARD = 178.41 SQ.FT.
TOTAL = 1,213.02 SQ.FT.



List of unit numbers with this unit plan:

IEWS

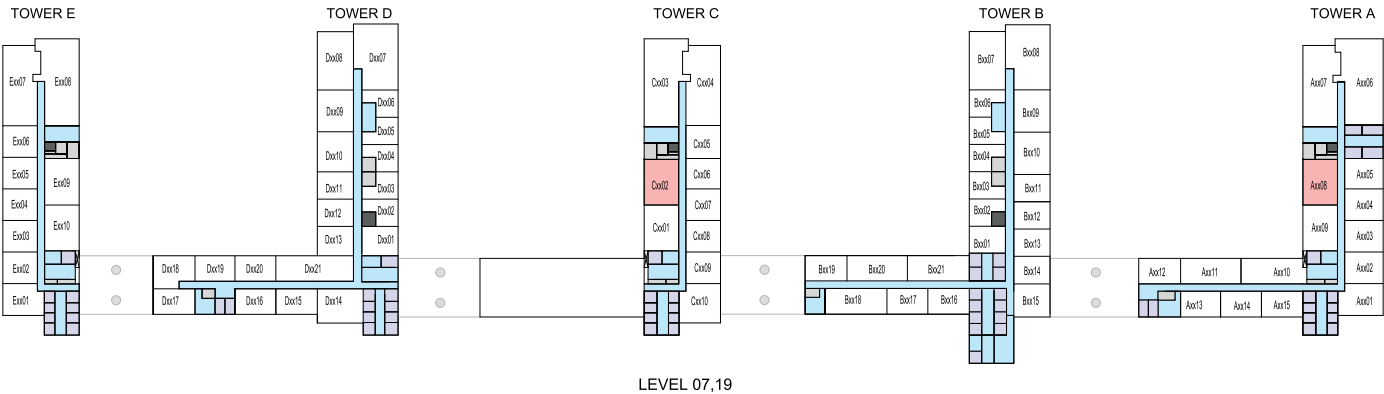
Ras Al Khor, Amenities
A709, C701

Ras Al Khor, Golf Course, Amenities
A1309, A1909, C1301, C1901

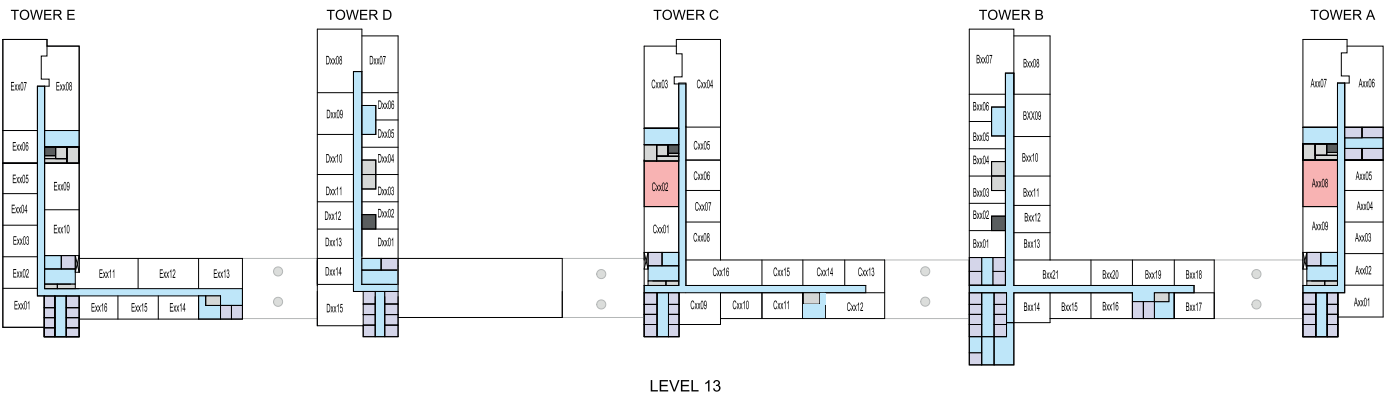
Ras Al Khor, Golf Course
A3109, A3709, A4309, A5510, A6101, C2501, C3101

2 BEDROOM APARTMENT
TYPE P (with powder room + yard) VARIANT 1

TOTAL SALEABLE AREA
SUITE = 1,034.61 SQ.FT.
YARD = 178.41 SQ.FT.
TOTAL = 1,213.02 SQ.FT.



LEVEL 07,19



LEVEL 13

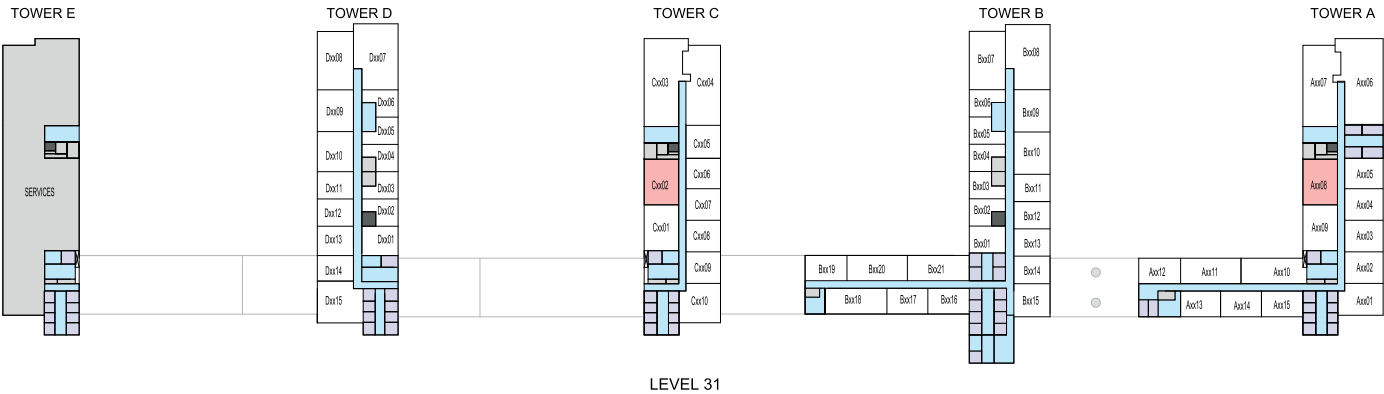


LEVEL 25

Disclaimer: 1. All dimensions are in metric, measured to wall finishes. 2. All materials, dimensions & drawings are approximate. 3. Information is subject to change without notice, at developer's absolute discretion. 4. Actual area may vary from the stated area. 5. Drawing are not to scale. 6. All images used are for illustrative purpose only and do not represent the actual size, features, specifications, fittings and furnishings. 7. The developer reserves the right to make revisions/ alterations, at its absolute discretion, without any liability whatsoever.

2 BEDROOM APARTMENT
TYPE P (with powder room + yard) VARIANT 1

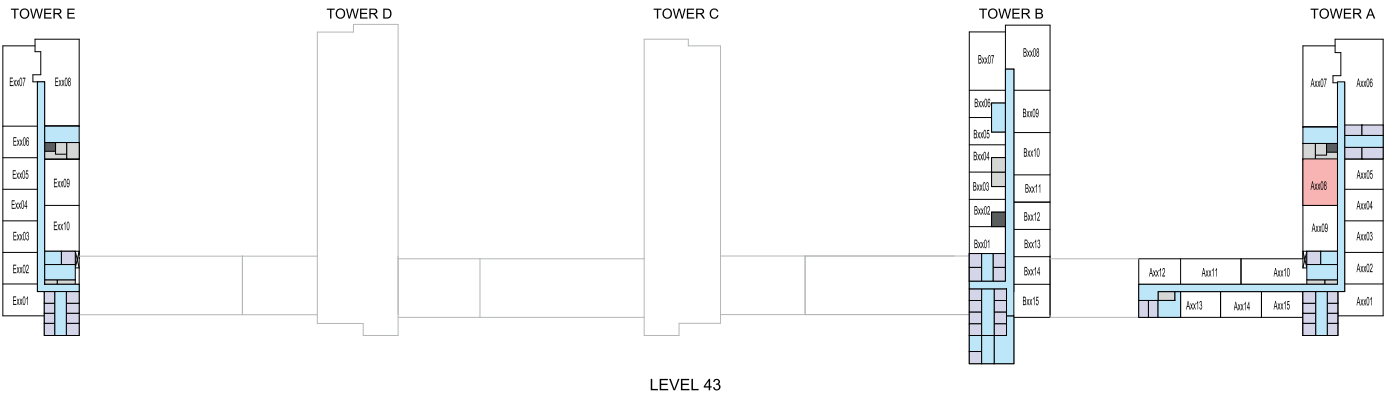
TOTAL SALEABLE AREA
SUITE = 1,034.61 SQ.FT.
YARD = 178.41 SQ.FT.
TOTAL = 1,213.02 SQ.FT.



LEVEL 31



LEVEL 37

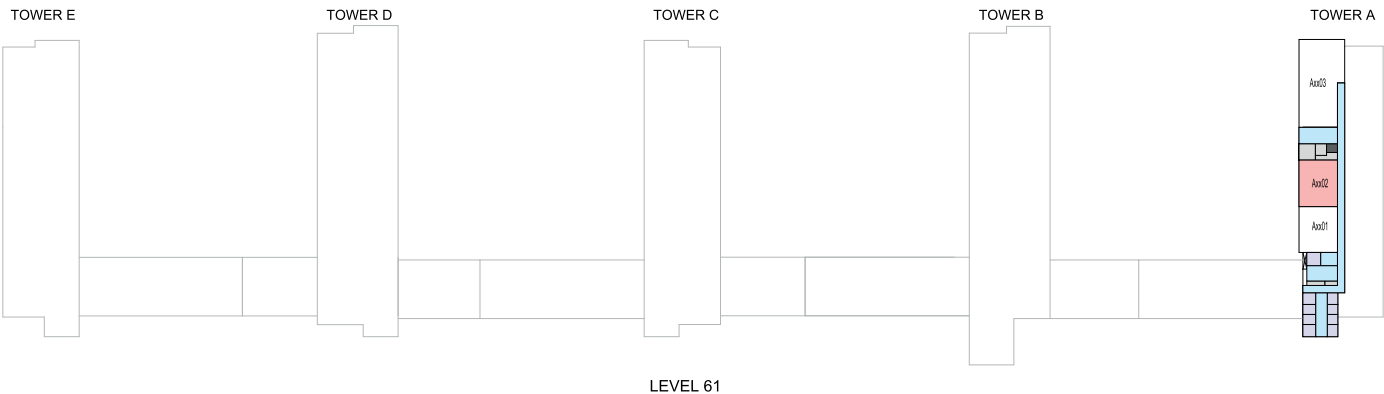
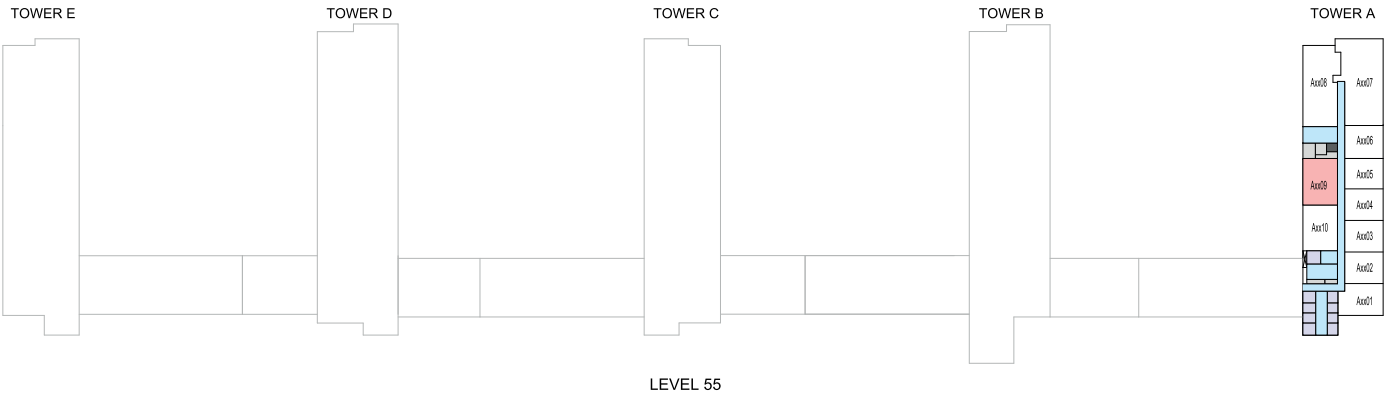


LEVEL 43

Disclaimer: 1. All dimensions are in metric, measured to wall finishes. 2. All materials, dimensions & drawings are approximate. 3. Information is subject to change without notice, at developer's absolute discretion. 4. Actual area may vary from the stated area. 5. Drawing are not to scale. 6. All images used are for illustrative purpose only and do not represent the actual size, features, specifications, fittings and furnishings. 7. The developer reserves the right to make revisions/ alterations, at its absolute discretion, without any liability whatsoever.

2 BEDROOM APARTMENT
TYPE P (with powder room + yard) VARIANT 1

TOTAL SALEABLE AREA
SUITE = 1,034.61 SQ.FT.
YARD = 178.41 SQ.FT.
TOTAL = 1,213.02 SQ.FT.



Disclaimer: 1. All dimensions are in metric, measured to wall finishes. 2. All materials, dimensions & drawings are approximate. 3. Information is subject to change without notice, at developer's absolute discretion. 4. Actual area may vary from the stated area. 5. Drawing are not to scale. 6. All images used are for illustrative purpose only and do not represent the actual size, features, specifications, fittings and furnishings. 7. The developer reserves the right to make revisions/ alterations, at its absolute discretion, without any liability whatsoever.

2 BEDROOM APARTMENT

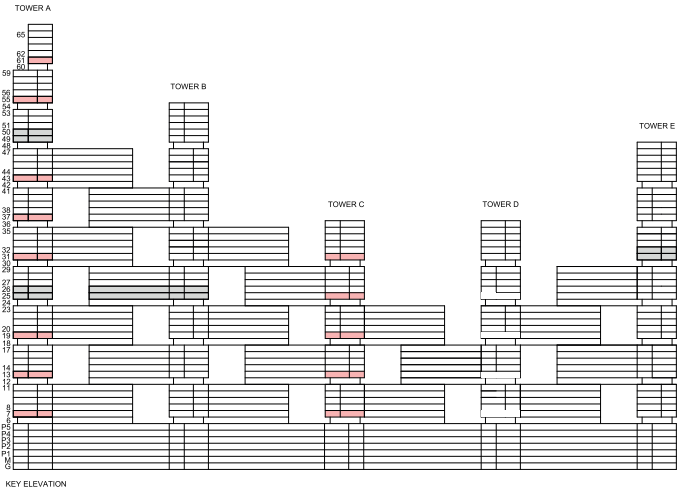
TYPE P (with powder room + yard) VARIANT 1

TOTAL SALEABLE AREA

SUITE = 1,034.61 SQ.FT.

YARD = 178.41 SQ.FT.

TOTAL = 1,213.02 SQ.FT.



List of unit numbers with this unit plan:

VIEWS

Ras Al Khor, Golf Course, Amenities

A708, A1308, A1908, C1302, C1902

Ras Al Khor, Golf Course

A3108, A3708, A4308, A5509, A6102, C2502, C3102

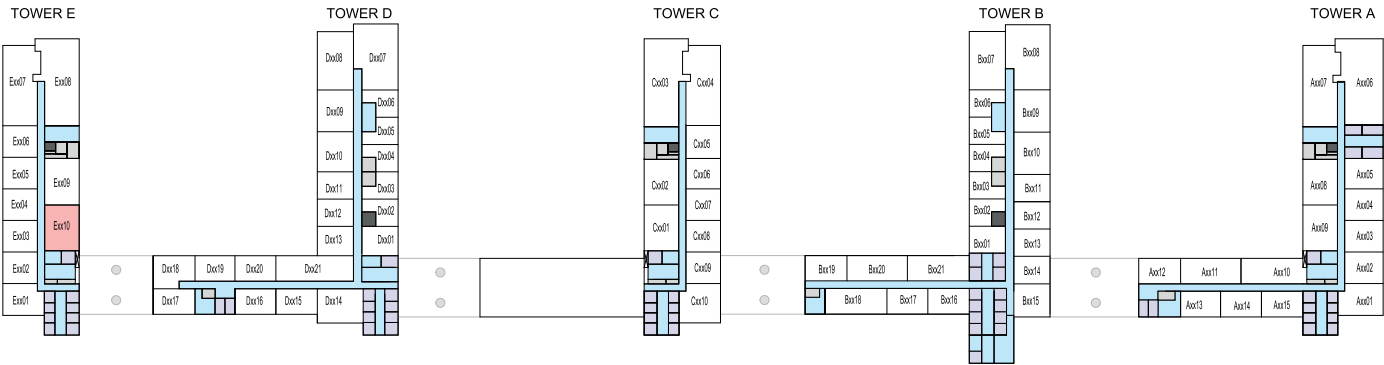
Ras Al Khor, Amenities

C702

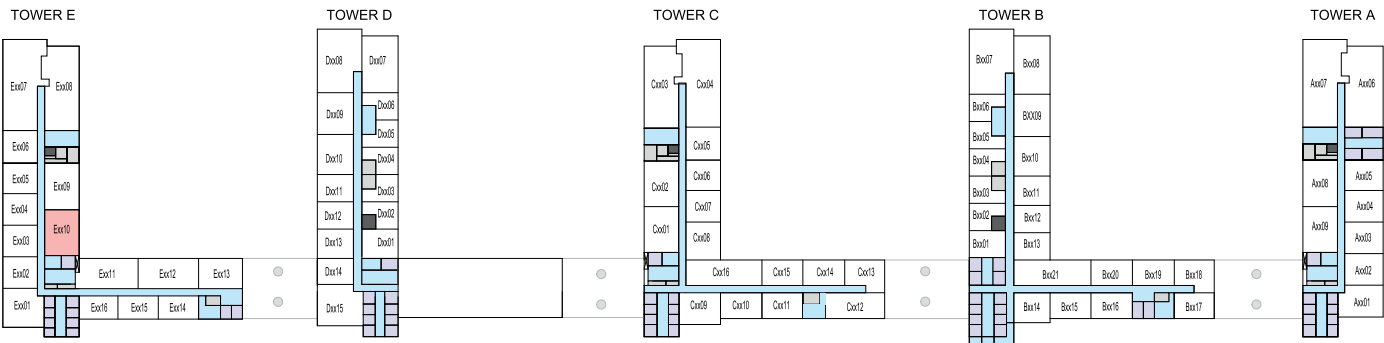
Disclaimer: 1. All dimensions are in metric, measured to wall finishes. 2. All materials, dimensions & drawings are approximate. 3. Information is subject to change without notice, at developer's absolute discretion. 4. Actual area may vary from the stated area. 5. Drawing are not to scale. 6. All images used are for illustrative purpose only and do not represent the actual size, features, specifications, fittings and furnishings. 7. The developer reserves the right to make revisions/ alterations, at its absolute discretion, without any liability whatsoever.

2 BEDROOM APARTMENT
TYPE P (with powder room + yard) VARIANT 2

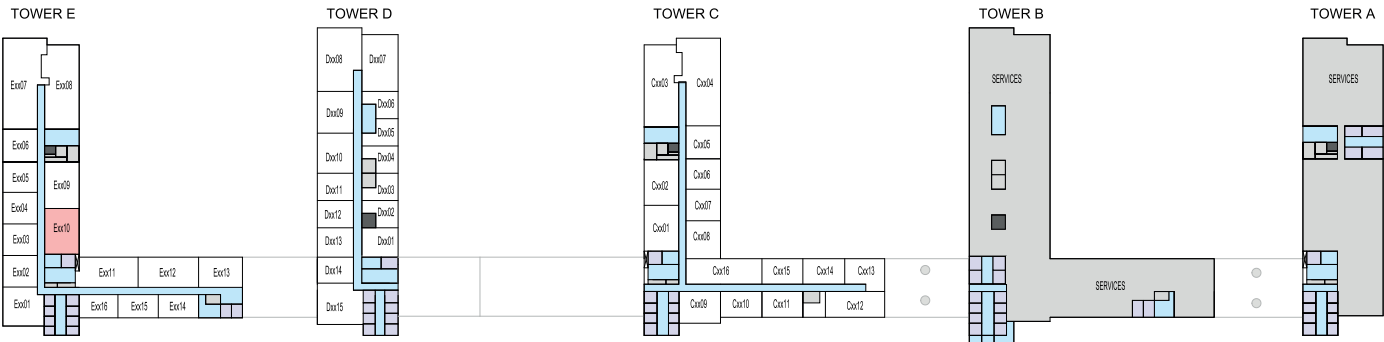
TOTAL SALEABLE AREA
SUITE = 1,035.81 SQ.FT.
YARD = 177.82 SQ.FT.
TOTAL = 1,213.63 SQ.FT.



LEVEL 07,19



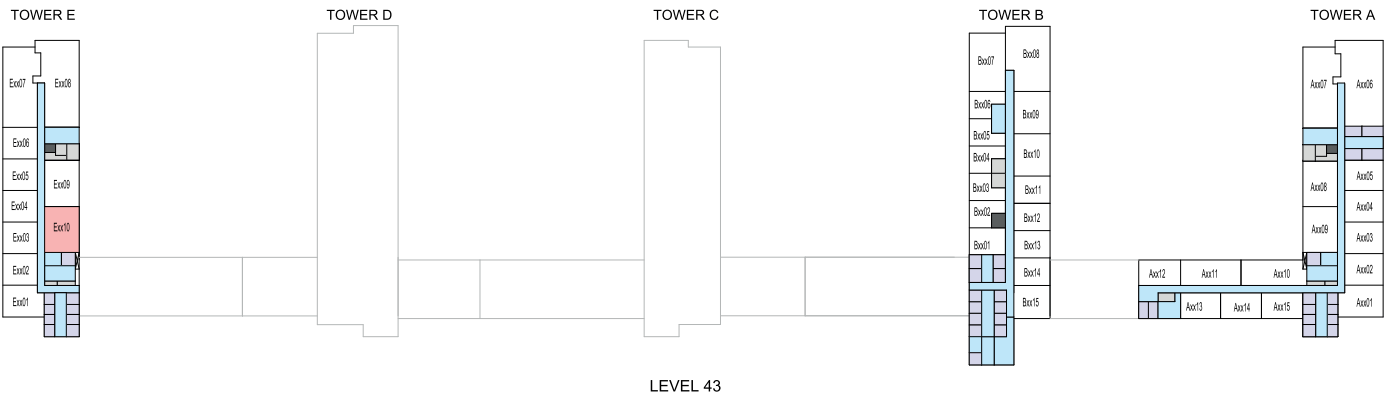
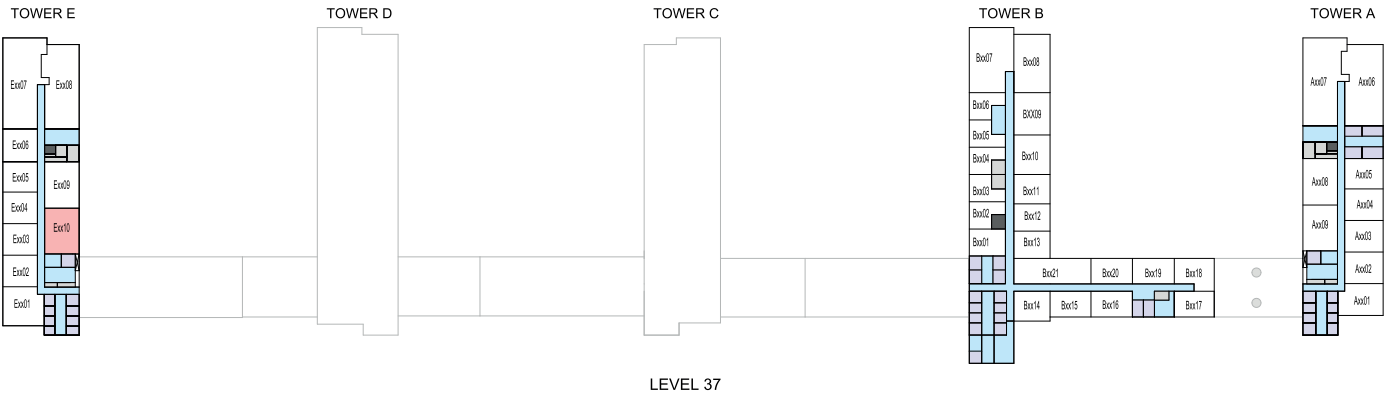
LEVEL 13



LEVEL 25

2 BEDROOM APARTMENT
TYPE P (with powder room + yard) VARIANT 2

TOTAL SALEABLE AREA
SUITE = 1,035.81 SQ.FT.
YARD = 177.82 SQ.FT.
TOTAL = 1,213.63 SQ.FT.



Disclaimer: 1. All dimensions are in metric, measured to wall finishes. 2. All materials, dimensions & drawings are approximate. 3. Information is subject to change without notice, at developer's absolute discretion. 4. Actual area may vary from the stated area. 5. Drawing are not to scale. 6. All images used are for illustrative purpose only and do not represent the actual size, features, specifications, fittings and furnishings. 7. The developer reserves the right to make revisions/ alterations, at its absolute discretion, without any liability whatsoever.

2 BEDROOM APARTMENT

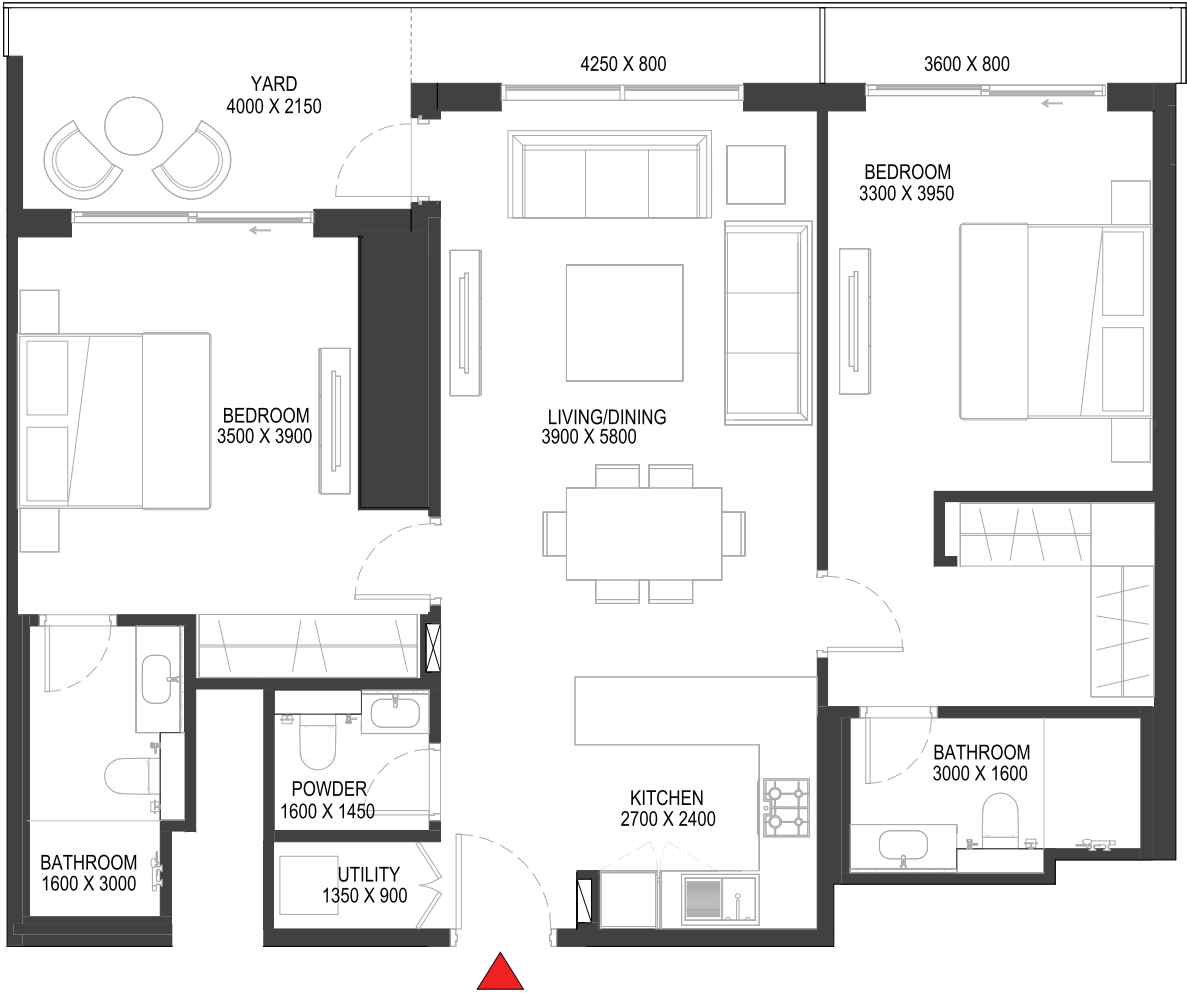
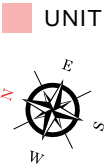
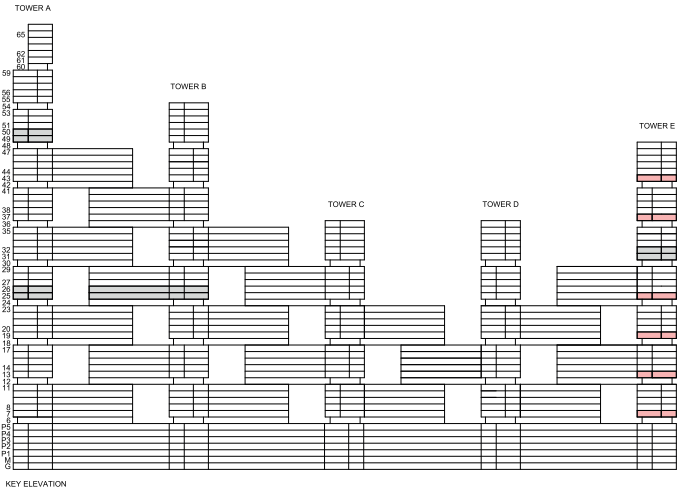
TYPE P (with powder room + yard) VARIANT 2

TOTAL SALEABLE AREA

SUITE = 1,035.81 SQ.FT.

YARD = 177.82 SQ.FT.

TOTAL = 1,213.63 SQ.FT.



List of unit numbers with this unit plan:

VIEWS

Creek, Amenities

E710

Creek, Golf Course, Amenities

E1310, E1910

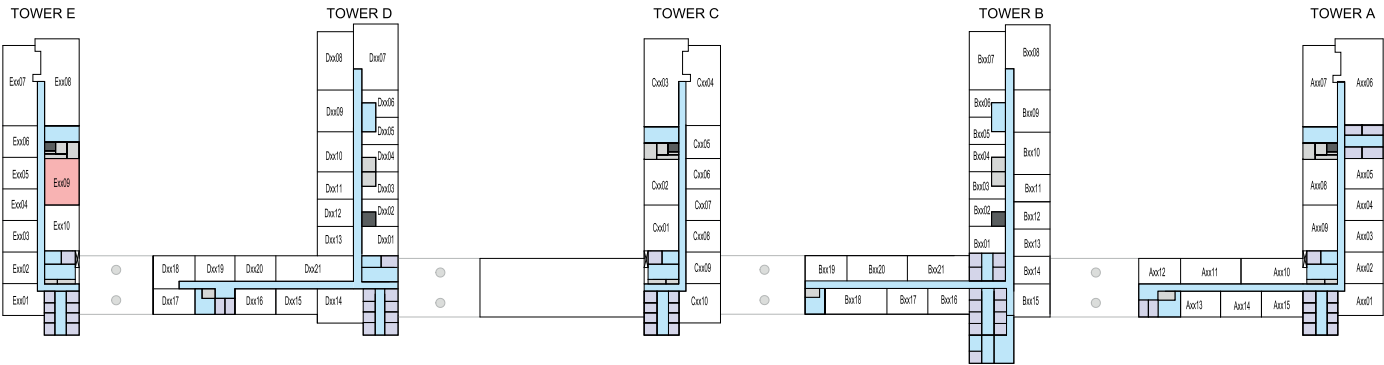
Creek, Golf Course

E2510, E3710, E4310

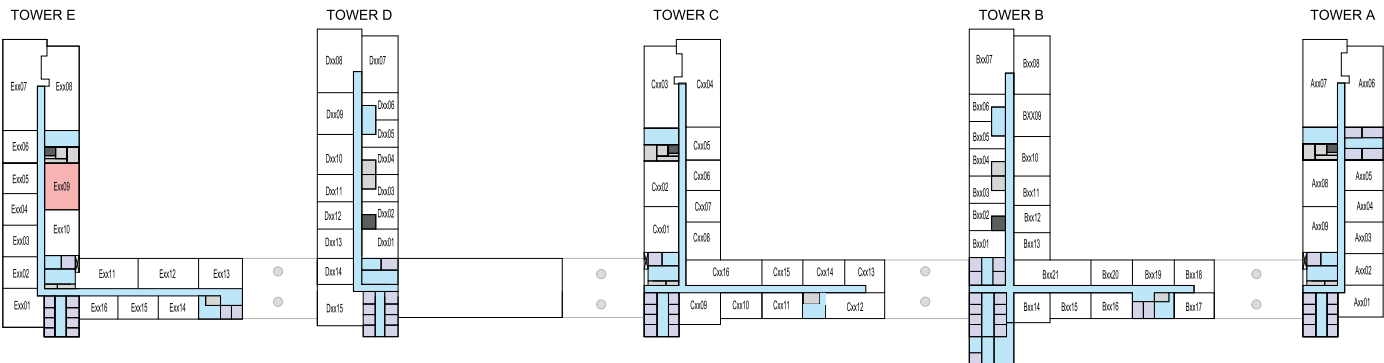
Disclaimer: 1. All dimensions are in metric, measured to wall finishes. 2. All materials, dimensions & drawings are approximate. 3. Information is subject to change without notice, at developer's absolute discretion. 4. Actual area may vary from the stated area. 5. Drawing are not to scale. 6. All images used are for illustrative purpose only and do not represent the actual size, features, specifications, fittings and furnishings. 7. The developer reserves the right to make revisions/ alterations, at its absolute discretion, without any liability whatsoever.

2 BEDROOM APARTMENT
TYPE P (with powder room + yard) VARIANT 3

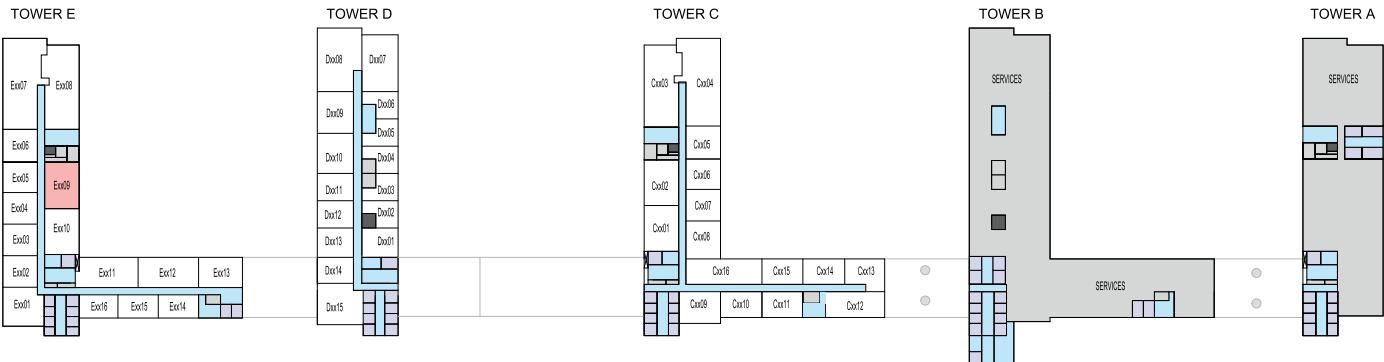
TOTAL SALEABLE AREA
SUITE = 1,035.81 SQ.FT.
YARD = 177.82 SQ.FT.
TOTAL = 1,213.63 SQ.FT.



LEVEL 07,19



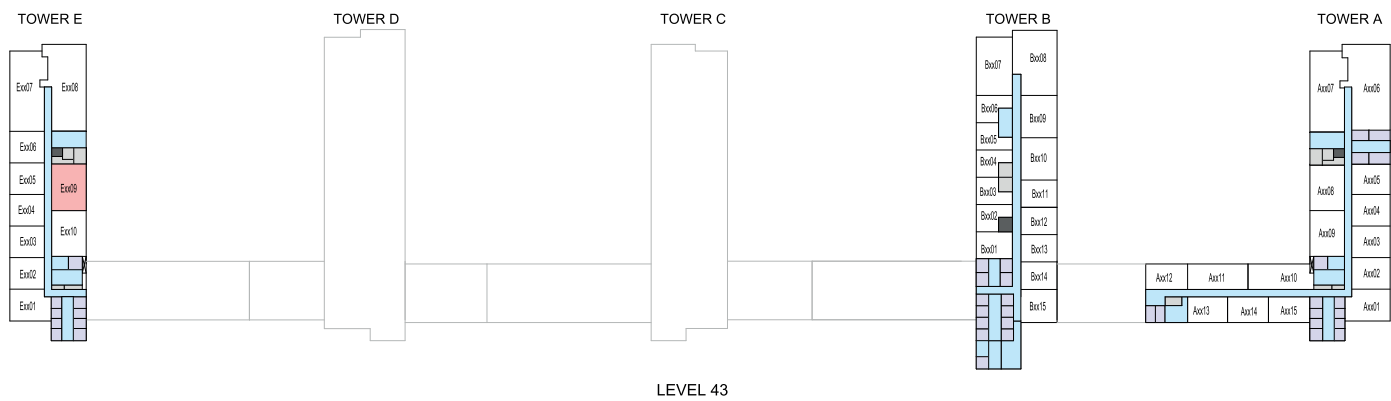
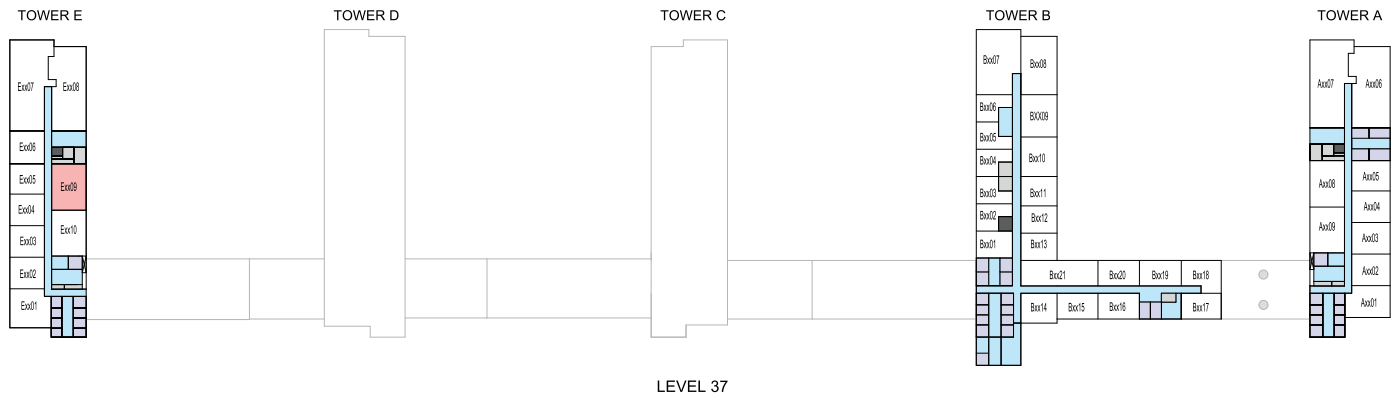
LEVEL 13



LEVEL 25

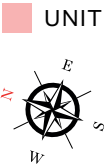
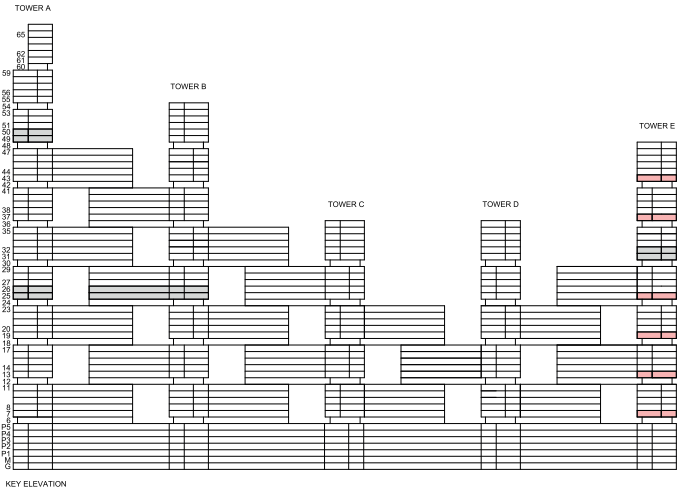
2 BEDROOM APARTMENT
TYPE P (with powder room + yard) VARIANT 3

TOTAL SALEABLE AREA
SUITE = 1,035.81 SQ.FT.
YARD = 177.82 SQ.FT.
TOTAL = 1,213.63 SQ.FT.



2 BEDROOM APARTMENT
TYPE P (with powder room + yard) VARIANT 3

TOTAL SALEABLE AREA
SUITE = 1,035.81 SQ.FT.
YARD = 177.82 SQ.FT.
TOTAL = 1,213.63 SQ.FT.



List of unit numbers with this unit plan:

IEWS

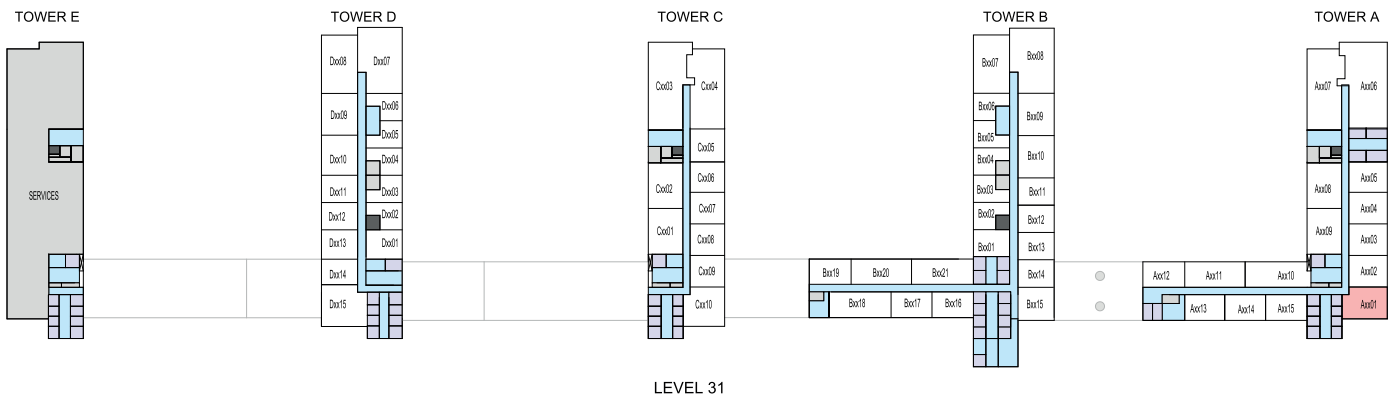
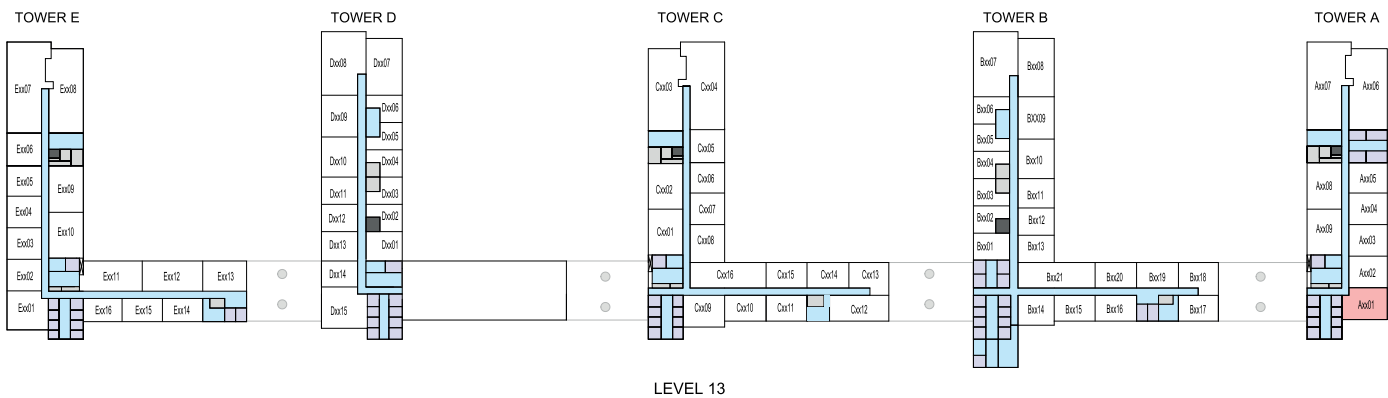
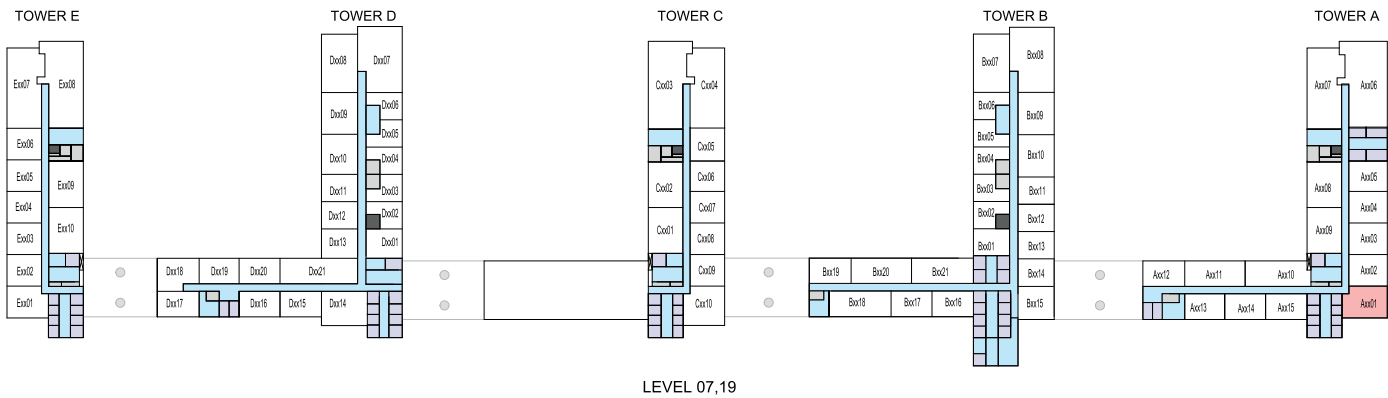
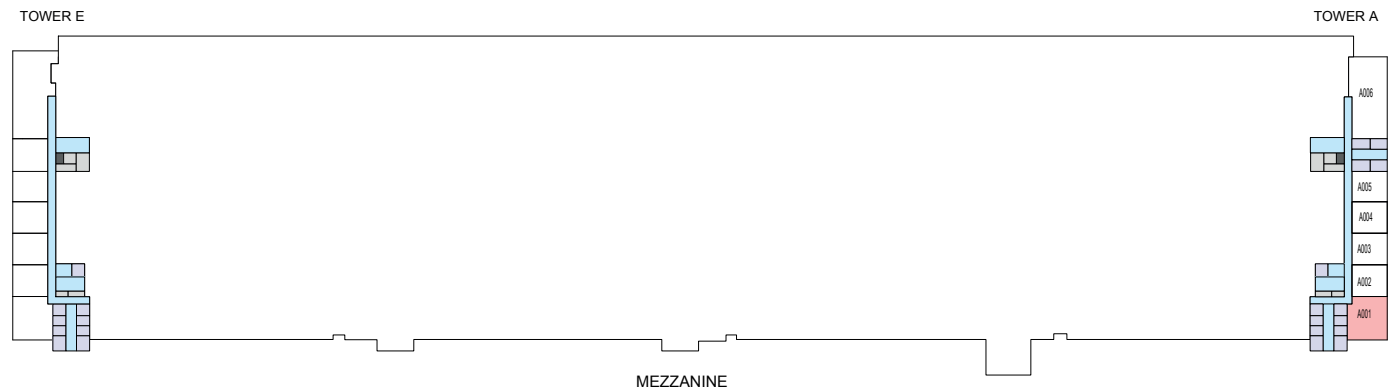
Creek, Amenities
E709

Creek, Golf Course, Amenities
E1309, E1909

Creek, Golf Course
E2509, E3709, E4309

2 BEDROOM APARTMENT
TYPE Q (with maid room + yard)

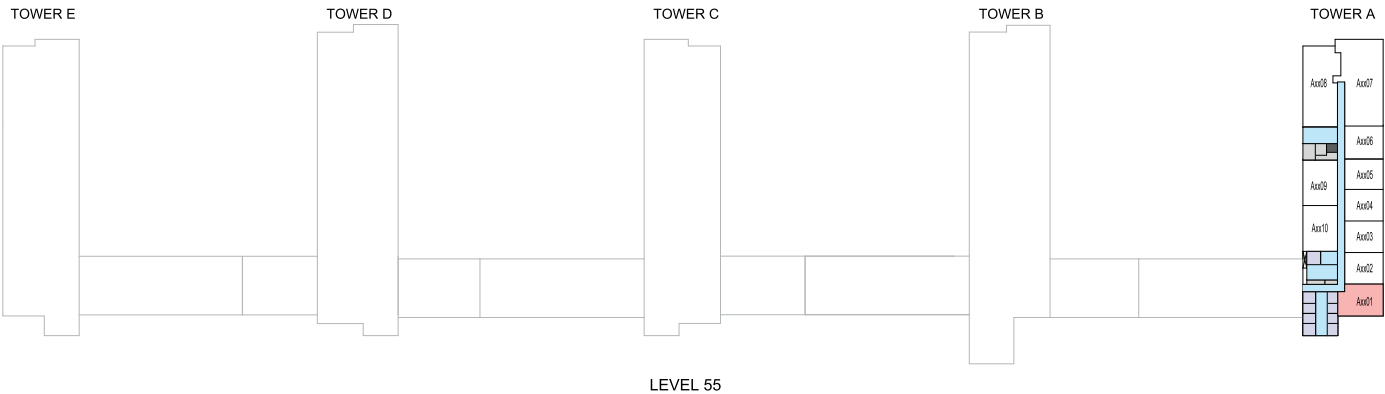
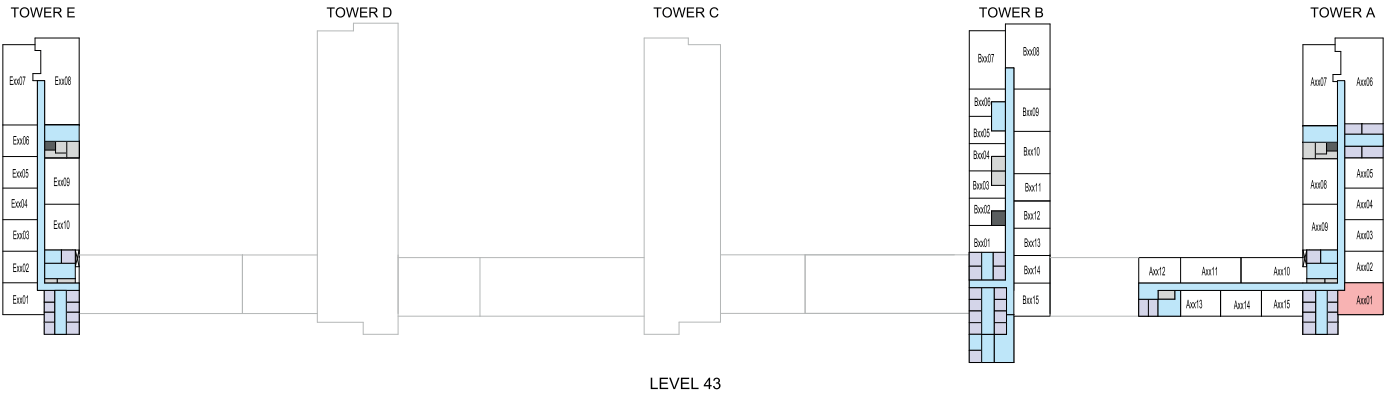
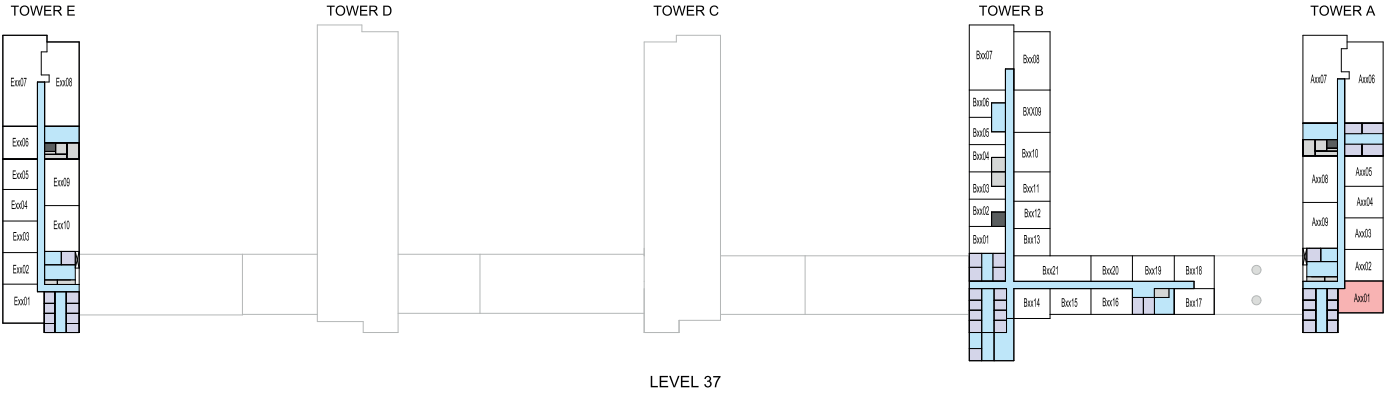
TOTAL SALEABLE AREA
SUITE = 1,081.13 SQ.FT.
YARD = 257.69 SQ.FT.
TOTAL = 1,338.82 SQ.FT.



Disclaimer: 1. All dimensions are in metric, measured to wall finishes. 2. All materials, dimensions & drawings are approximate. 3. Information is subject to change without notice, at developer's absolute discretion. 4. Actual area may vary from the stated area. 5. Drawing are not to scale. 6. All images used are for illustrative purpose only and do not represent the actual size, features, specifications, fittings and furnishings. 7. The developer reserves the right to make revisions/ alterations, at its absolute discretion, without any liability whatsoever.

2 BEDROOM APARTMENT
TYPE Q (with maid room + yard)

TOTAL SALEABLE AREA
SUITE = 1,081.13 SQ.FT.
YARD = 257.69 SQ.FT.
TOTAL = 1,338.82 SQ.FT.

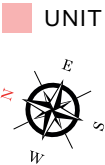
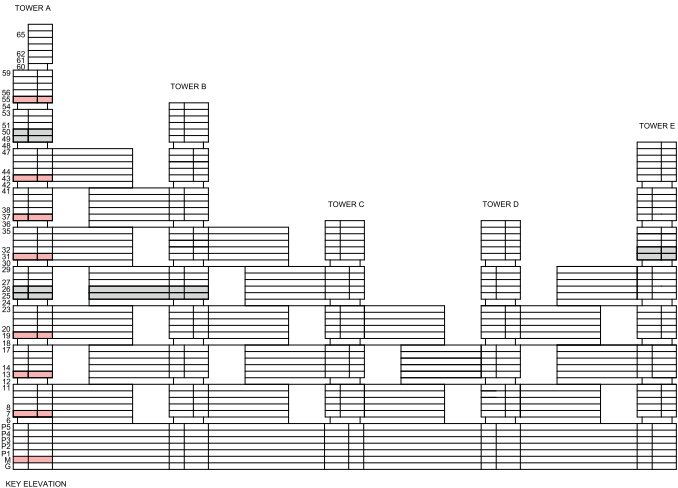


2 BEDROOM APARTMENT

TYPE Q (with maid room + yard)

TOTAL SALEABLE AREA

SUITE = 1,081.13 SQ.FT.
YARD = 257.69 SQ.FT.
TOTAL = 1,338.82 SQ.FT.



List of unit numbers with this unit plan:

VIEWS

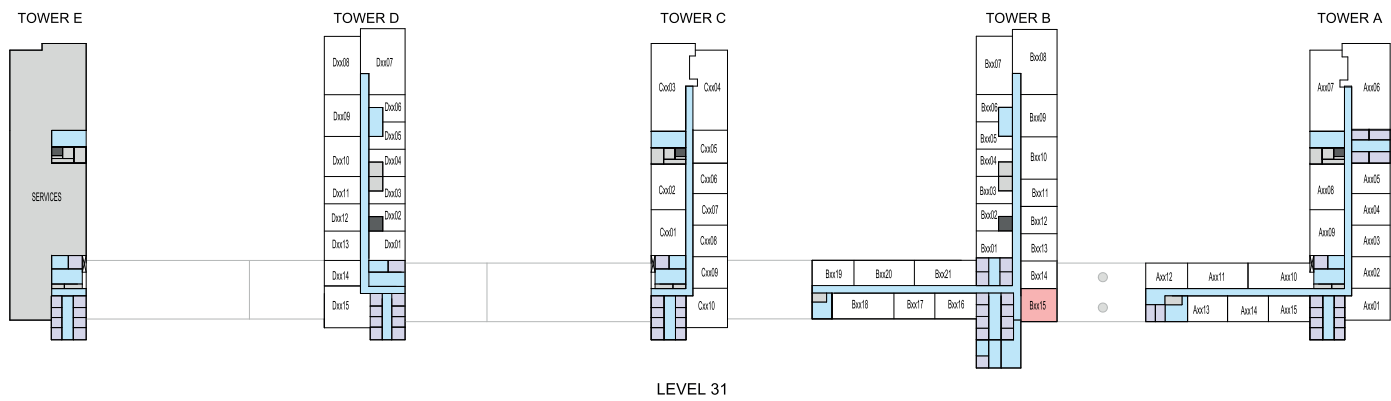
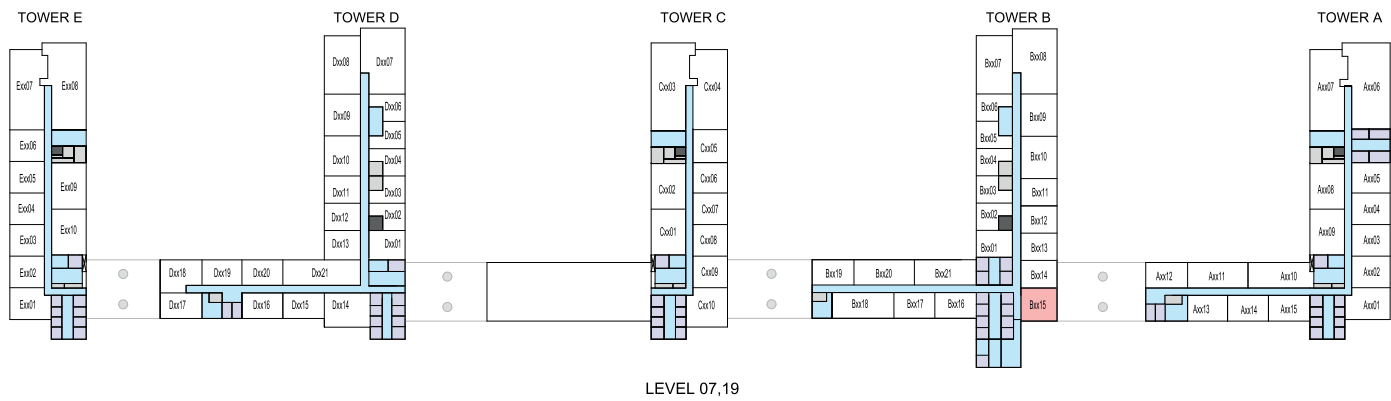
Community
A001

Creek
A701, A1301, A1901, A3101, A3701, A4301, A5501

Disclaimer: 1. All dimensions are in metric, measured to wall finishes. 2. All materials, dimensions & drawings are approximate. 3. Information is subject to change without notice, at developer's absolute discretion. 4. Actual area may vary from the stated area. 5. Drawing are not to scale. 6. All images used are for illustrative purpose only and do not represent the actual size, features, specifications, fittings and furnishings. 7. The developer reserves the right to make revisions/ alterations, at its absolute discretion, without any liability whatsoever.

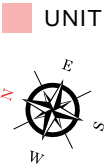
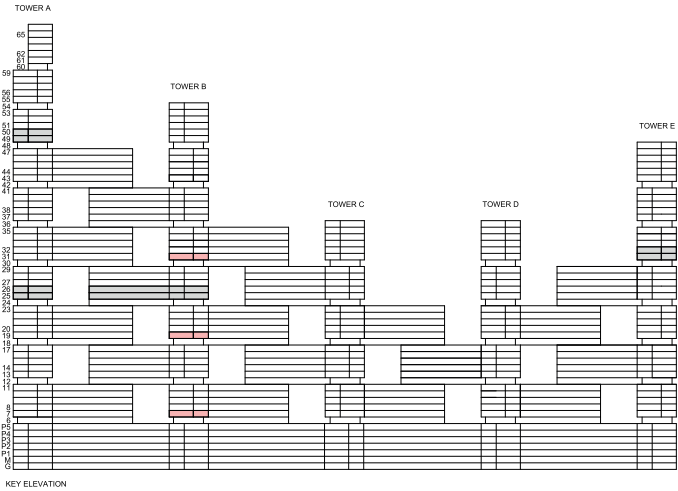
2 BEDROOM APARTMENT
TYPE Q (with maid room + yard) VARIANT 1

TOTAL SALEABLE AREA
SUITE = 1,025.69 SQ.FT.
YARD = 221.52 SQ.FT.
TOTAL = 1,247.21 SQ.FT.



2 BEDROOM APARTMENT
TYPE Q (with maid room + yard) VARIANT 1

TOTAL SALEABLE AREA
SUITE = 1,025.69 SQ.FT.
YARD = 221.52 SQ.FT.
TOTAL = 1,247.21 SQ.FT.



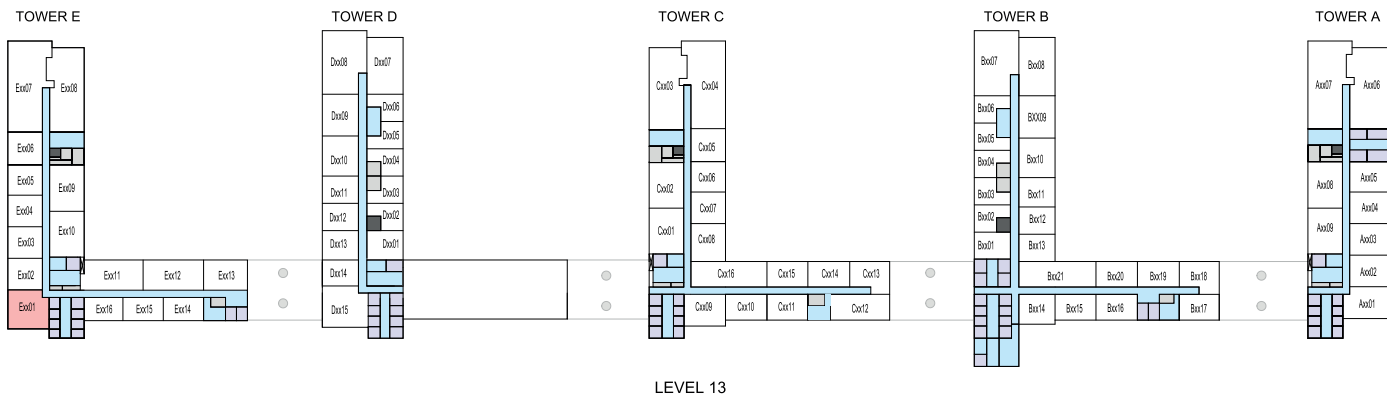
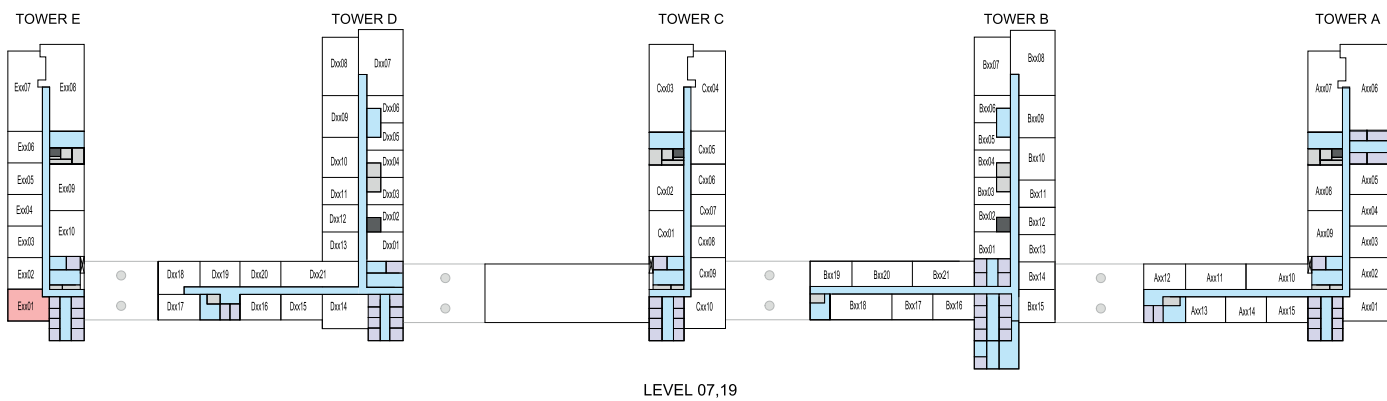
List of unit numbers with this unit plan:

- VIEWS**
- Creek, Amenities
B715
 - Creek, Golf Course, Amenities
B1915
 - Creek, Golf Course
B3115

Disclaimer: 1. All dimensions are in metric, measured to wall finishes. 2. All materials, dimensions & drawings are approximate. 3. Information is subject to change without notice, at developer's absolute discretion. 4. Actual area may vary from the stated area. 5. Drawing are not to scale. 6. All images used are for illustrative purpose only and do not represent the actual size, features, specifications, fittings and furnishings. 7. The developer reserves the right to make revisions/ alterations, at its absolute discretion, without any liability whatsoever.

2 BEDROOM APARTMENT
TYPE Q (with maid room + yard) VARIANT 2

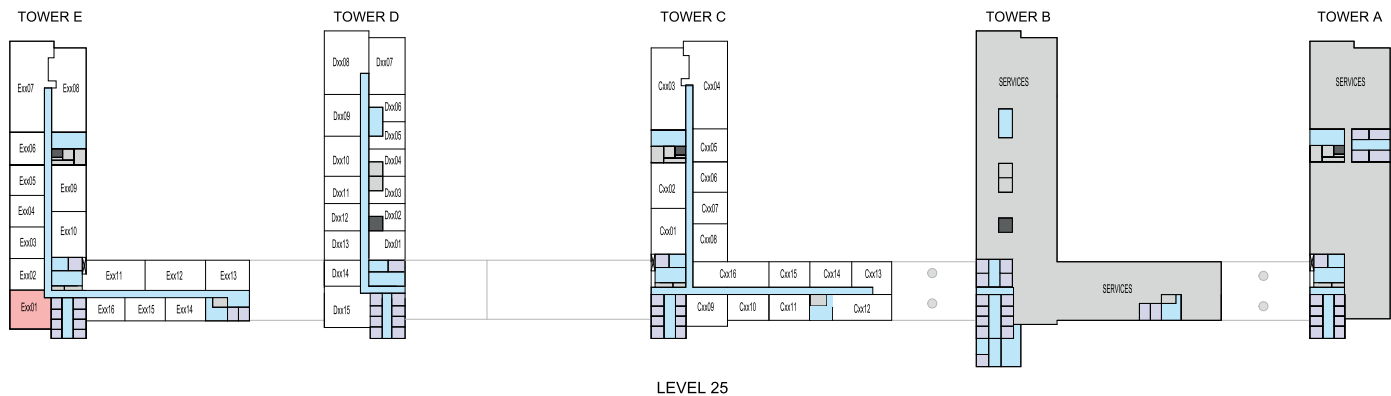
TOTAL SALEABLE AREA
SUITE = 1,081.08 SQ.FT.
YARD = 257.69 SQ.FT.
TOTAL = 1,338.77 SQ.FT.



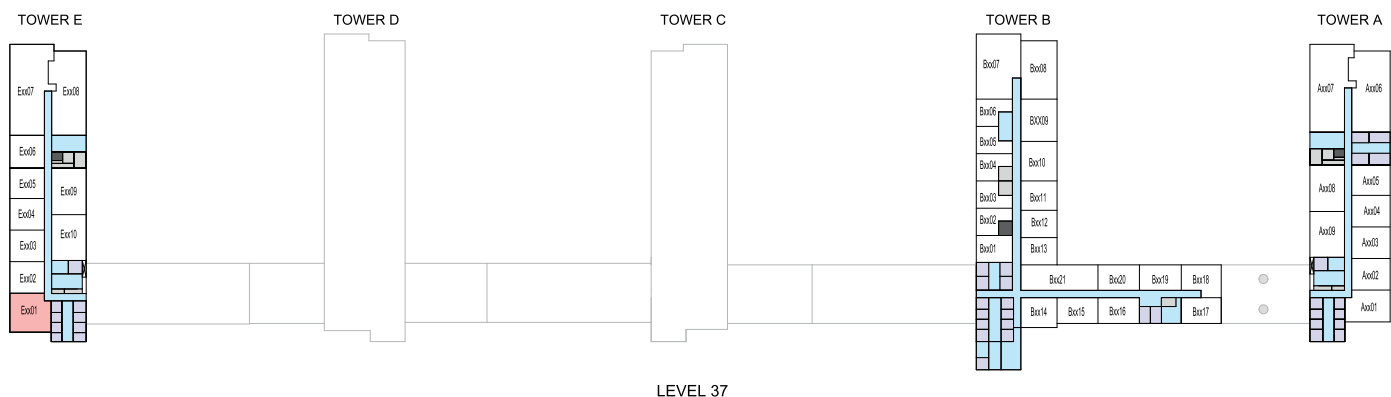
Disclaimer: 1. All dimensions are in metric, measured to wall finishes. 2. All materials, dimensions & drawings are approximate. 3. Information is subject to change without notice, at developer's absolute discretion. 4. Actual area may vary from the stated area. 5. Drawing are not to scale. 6. All images used are for illustrative purpose only and do not represent the actual size, features, specifications, fittings and furnishings. 7. The developer reserves the right to make revisions/ alterations, at its absolute discretion, without any liability whatsoever.

2 BEDROOM APARTMENT
TYPE Q (with maid room + yard) VARIANT 2

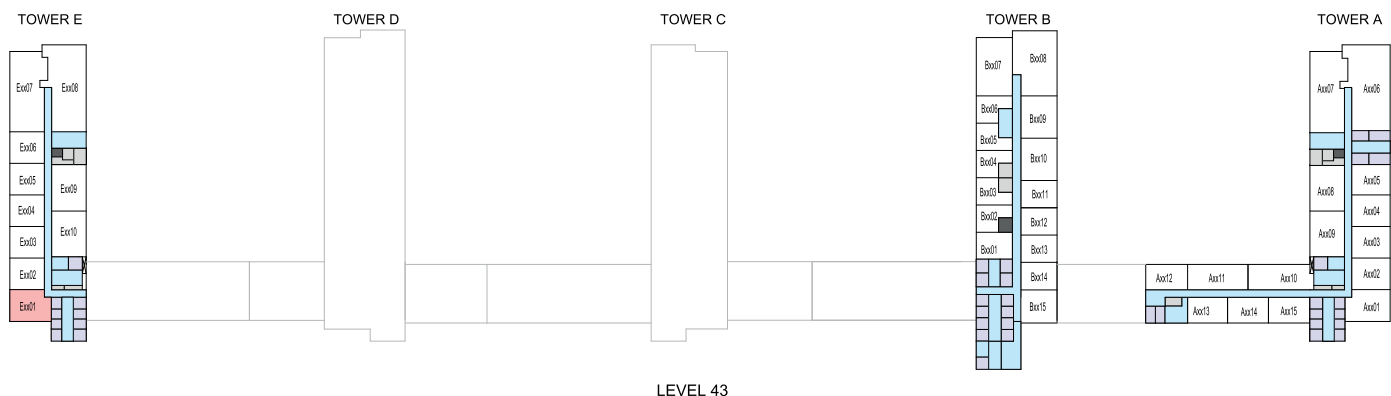
TOTAL SALEABLE AREA
SUITE = 1,081.08 SQ.FT.
YARD = 257.69 SQ.FT.
TOTAL = 1,338.77 SQ.FT.



LEVEL 25



LEVEL 37

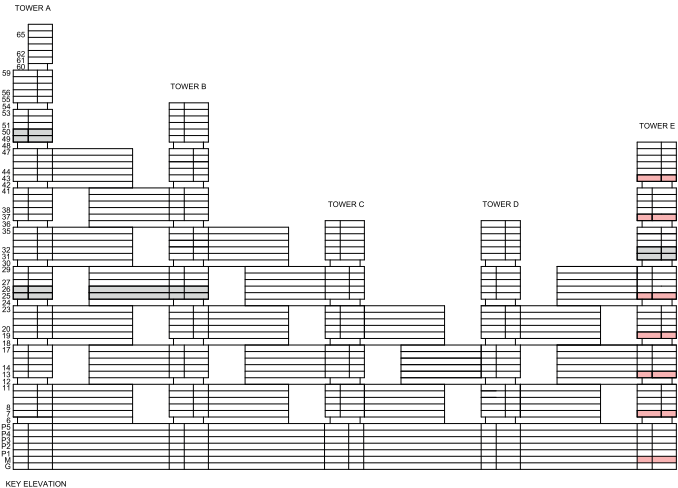


LEVEL 43

Disclaimer: 1. All dimensions are in metric, measured to wall finishes. 2. All materials, dimensions & drawings are approximate. 3. Information is subject to change without notice, at developer's absolute discretion. 4. Actual area may vary from the stated area. 5. Drawing are not to scale. 6. All images used are for illustrative purpose only and do not represent the actual size, features, specifications, fittings and furnishings. 7. The developer reserves the right to make revisions/ alterations, at its absolute discretion, without any liability whatsoever.

2 BEDROOM APARTMENT
TYPE Q (with maid room + yard) VARIANT 2

TOTAL SALEABLE AREA
SUITE = 1,081.08 SQ.FT.
YARD = 257.69 SQ.FT.
TOTAL = 1,338.77 SQ.FT.



List of unit numbers with this unit plan:

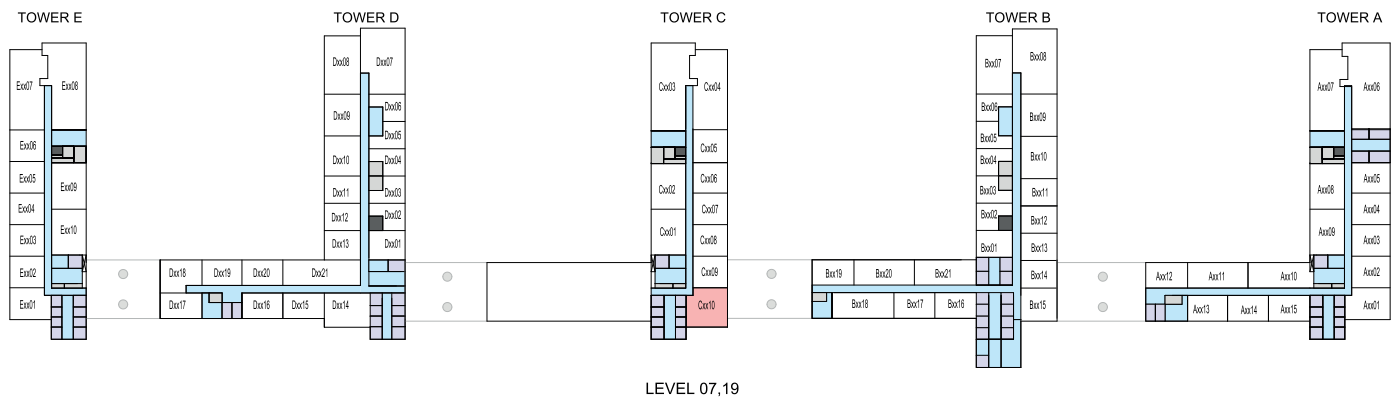
VIEWS

Community
E001

Downtown, Ras Al Khor
E701, E1301, E1901, E2501, E3701, E4301

2 BEDROOM APARTMENT
TYPE Q (with maid room + yard) VARIANT 3

TOTAL SALEABLE AREA
SUITE = 1,094.58 SQ.FT.
YARD = 240.79 SQ.FT.
TOTAL = 1,335.37 SQ.FT.

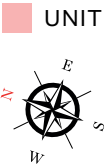
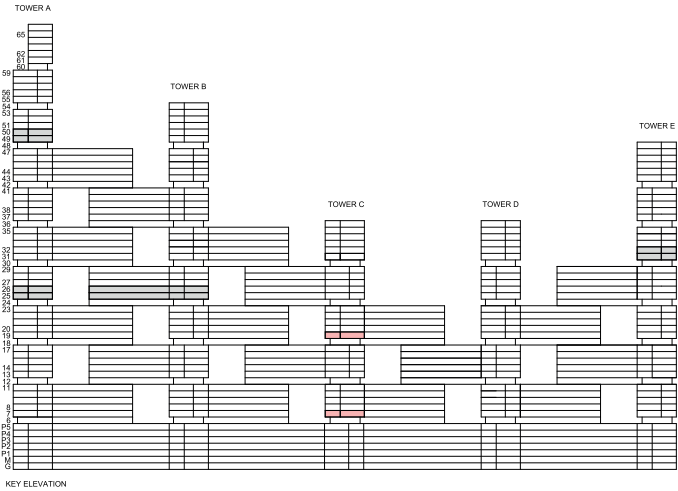


LEVEL 07,19

Disclaimer: 1. All dimensions are in metric, measured to wall finishes. 2. All materials, dimensions & drawings are approximate. 3. Information is subject to change without notice, at developer's absolute discretion. 4. Actual area may vary from the stated area. 5. Drawing are not to scale. 6. All images used are for illustrative purpose only and do not represent the actual size, features, specifications, fittings and furnishings. 7. The developer reserves the right to make revisions/ alterations, at its absolute discretion, without any liability whatsoever.

2 BEDROOM APARTMENT
TYPE Q (with maid room + yard) VARIANT 3

TOTAL SALEABLE AREA
SUITE = 1,094.58 SQ.FT.
YARD = 240.79 SQ.FT.
TOTAL = 1,335.37 SQ.FT.



List of unit numbers with this unit plan:

VIEWS

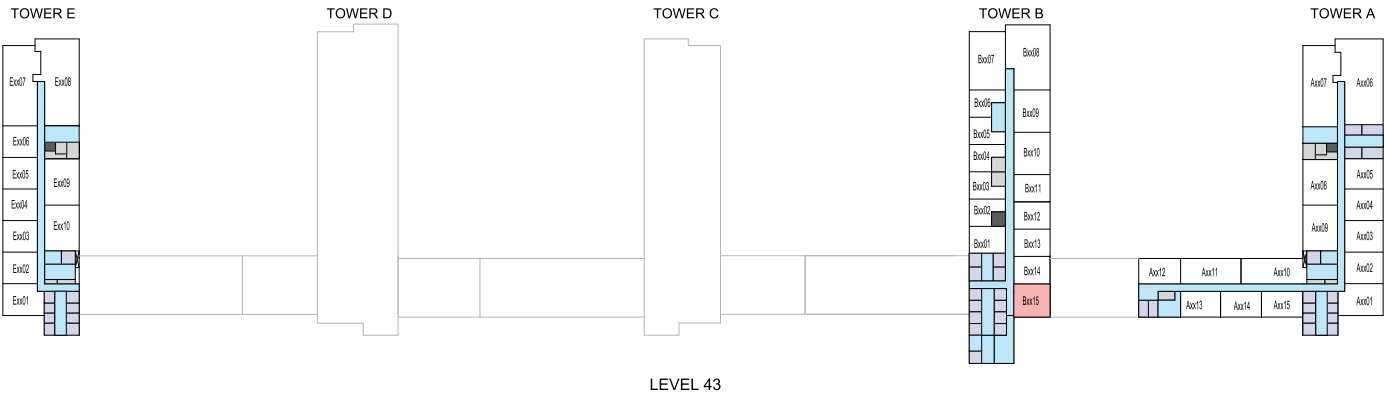
Creek, Amenities
C710

Creek, Golf Course, Amenities
C1910

Disclaimer: 1. All dimensions are in metric, measured to wall finishes. 2. All materials, dimensions & drawings are approximate. 3. Information is subject to change without notice, at developer's absolute discretion. 4. Actual area may vary from the stated area. 5. Drawing are not to scale. 6. All images used are for illustrative purpose only and do not represent the actual size, features, specifications, fittings and furnishings. 7. The developer reserves the right to make revisions/ alterations, at its absolute discretion, without any liability whatsoever.

2 BEDROOM APARTMENT
TYPE Q (with maid room + yard) VARIANT 4

TOTAL SALEABLE AREA
SUITE = 1,027.20 SQ.FT.
YARD = 262.96 SQ.FT.
TOTAL = 1,290.16 SQ.FT.



2 BEDROOM APARTMENT

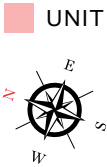
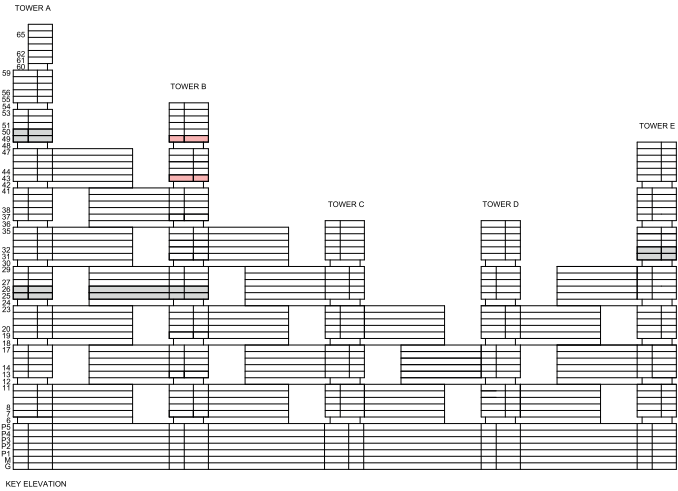
TYPE Q (with maid room + yard) VARIANT 4

TOTAL SALEABLE AREA

SUITE = 1,027.20 SQ.FT.

YARD = 262.96 SQ.FT.

TOTAL = 1,290.16 SQ.FT.



List of unit numbers with this unit plan:

VIEWS

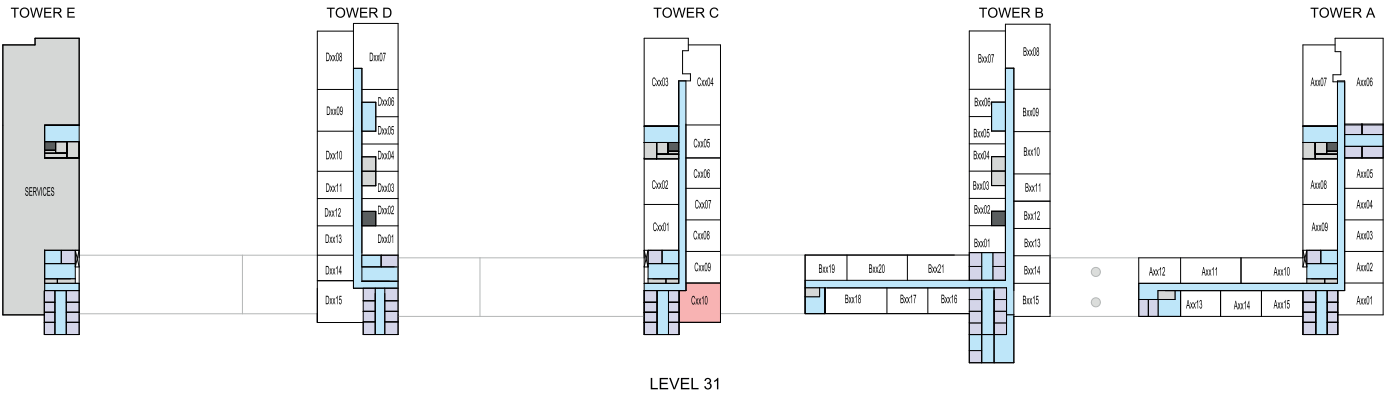
Creek, Golf Course

B4315, B4915

Disclaimer: 1. All dimensions are in metric, measured to wall finishes. 2. All materials, dimensions & drawings are approximate. 3. Information is subject to change without notice, at developer's absolute discretion. 4. Actual area may vary from the stated area. 5. Drawing are not to scale. 6. All images used are for illustrative purpose only and do not represent the actual size, features, specifications, fittings and furnishings. 7. The developer reserves the right to make revisions/ alterations, at its absolute discretion, without any liability whatsoever.

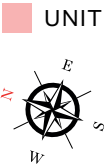
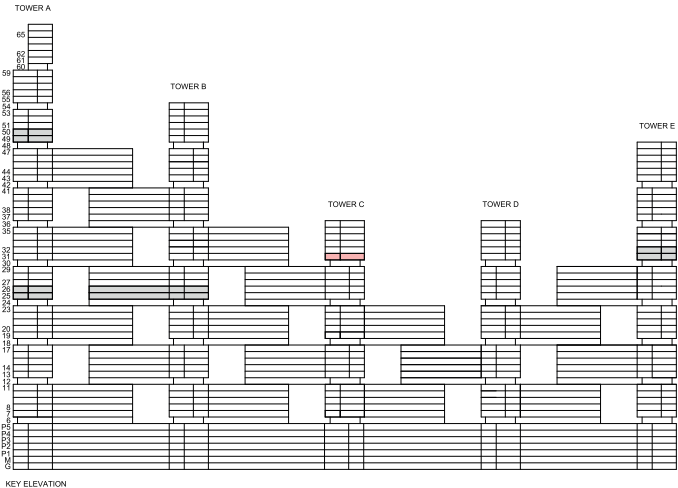
2 BEDROOM APARTMENT
TYPE Q (with maid room + yard) VARIANT 5

TOTAL SALEABLE AREA
SUITE = 1,094.58 SQ.FT.
YARD = 265.44 SQ.FT.
TOTAL = 1,360.02 SQ.FT.



2 BEDROOM APARTMENT
TYPE Q (with maid room + yard) VARIANT 5

TOTAL SALEABLE AREA
SUITE = 1,094.58 SQ.FT.
YARD = 265.44 SQ.FT.
TOTAL = 1,360.02 SQ.FT.



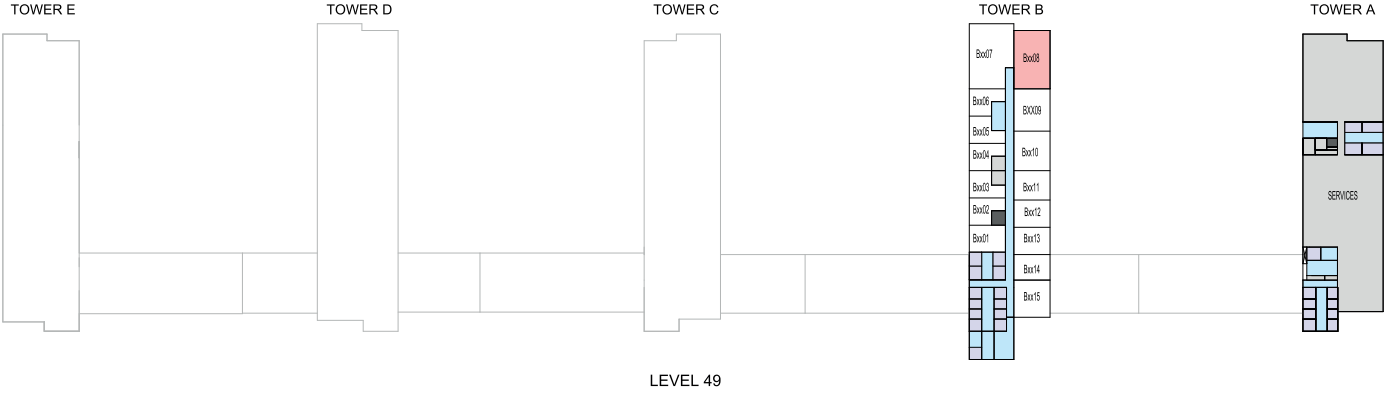
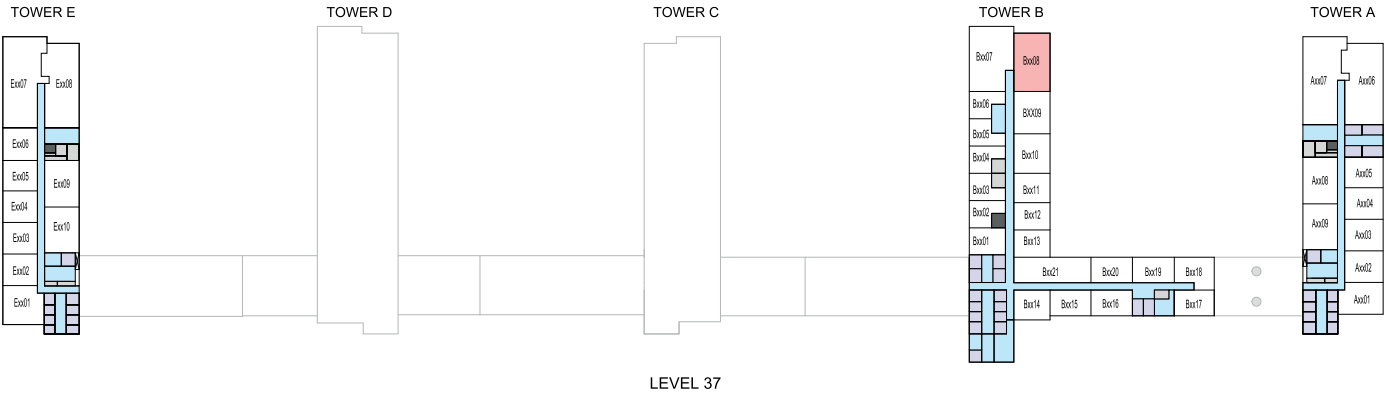
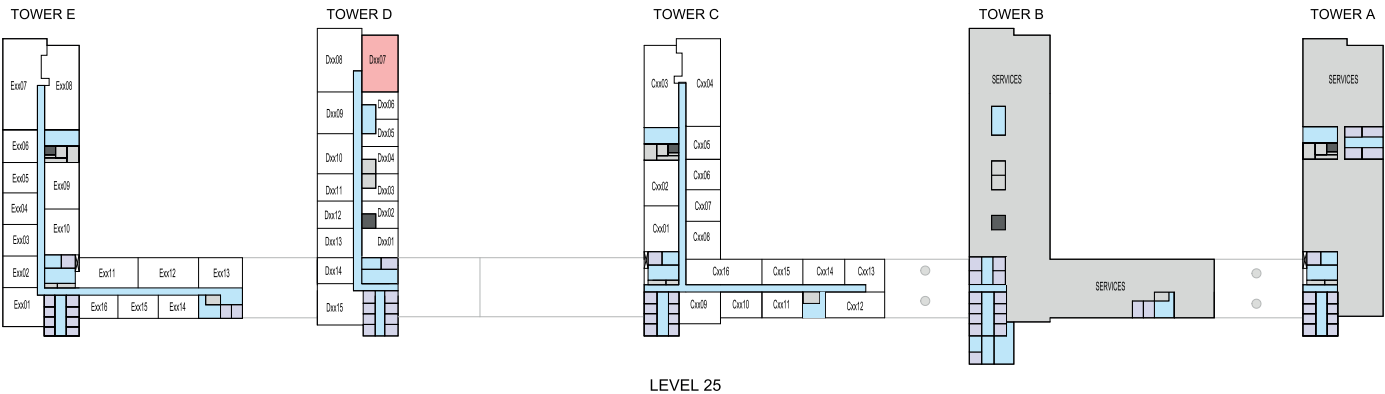
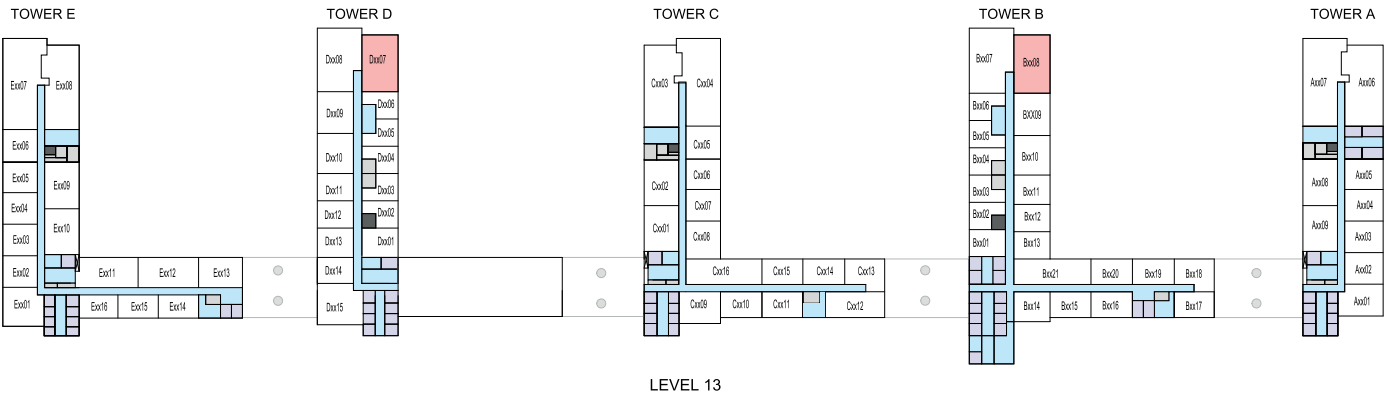
List of unit numbers with this unit plan:

VIEWS
Creek, Golf Course
C3110

Disclaimer: 1. All dimensions are in metric, measured to wall finishes. 2. All materials, dimensions & drawings are approximate. 3. Information is subject to change without notice, at developer's absolute discretion. 4. Actual area may vary from the stated area. 5. Drawing are not to scale. 6. All images used are for illustrative purpose only and do not represent the actual size, features, specifications, fittings and furnishings. 7. The developer reserves the right to make revisions/ alterations, at its absolute discretion, without any liability whatsoever.

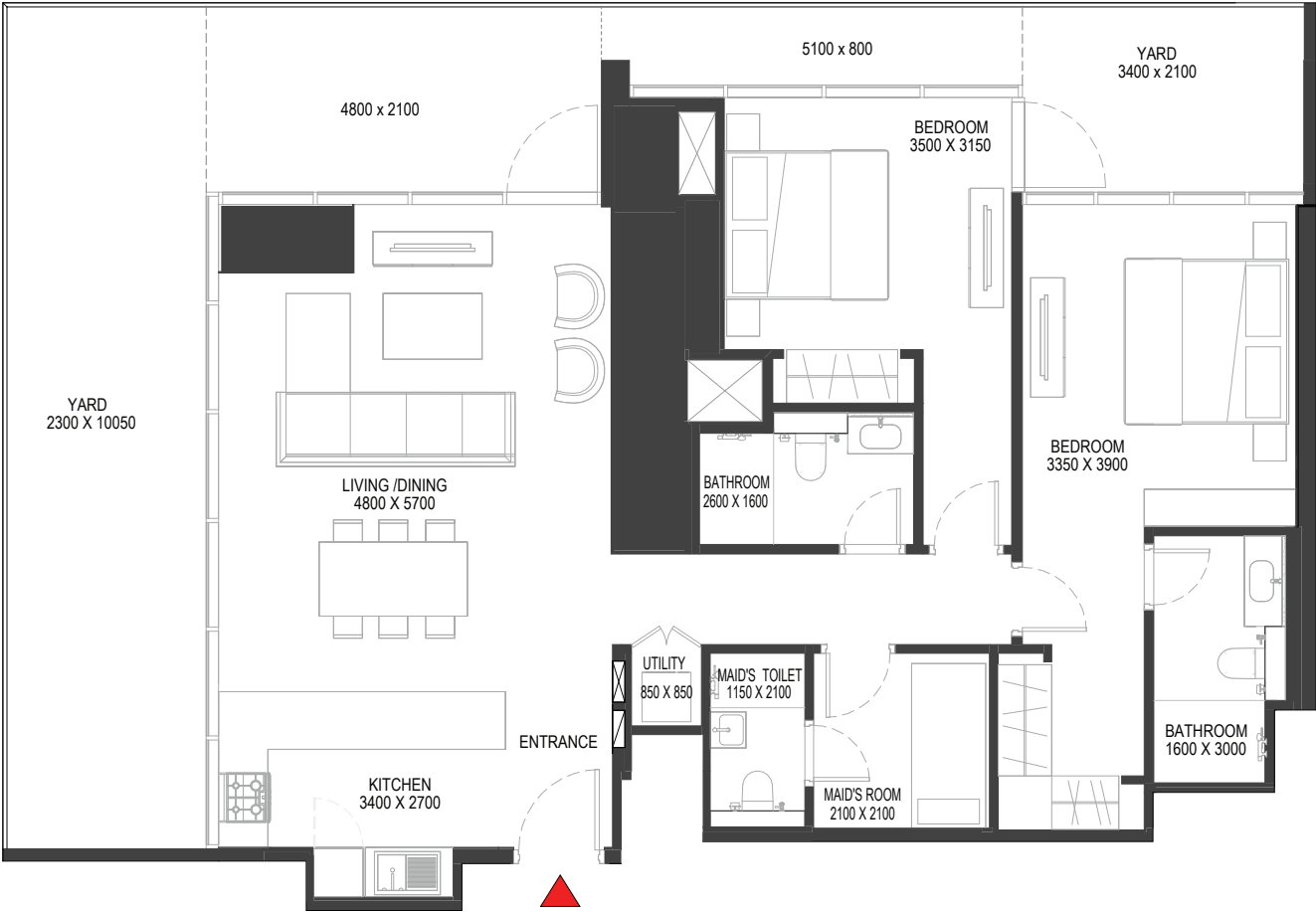
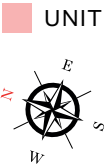
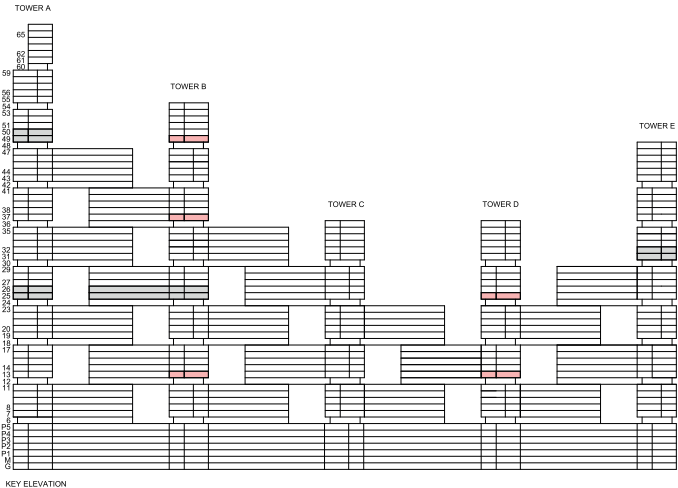
2 BEDROOM APARTMENT
TYPE R (with maid room + yard)

TOTAL SALEABLE AREA
SUITE = 1,191.89 SQ.FT.
YARD = 499.01 SQ.FT.
TOTAL = 1,690.90 SQ.FT.



2 BEDROOM APARTMENT
TYPE R (with maid room + yard)

TOTAL SALEABLE AREA
SUITE = 1,191.89 SQ.FT.
YARD = 499.01 SQ.FT.
TOTAL = 1,690.90 SQ.FT.



List of unit numbers with this unit plan:

VIEWS

Downtown, Ras Al Khor, Creek, Golf Course, Water body, Amenities
B1308, D1307

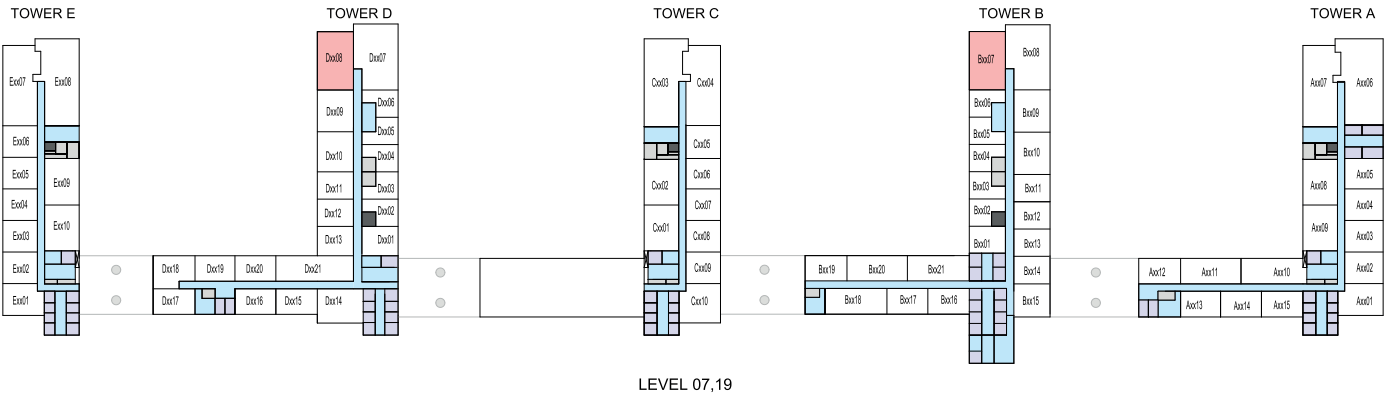
Downtown, Ras Al Khor, Creek, Golf Course, Water body
B3708, D2507

Downtown, Ras Al Khor, Golf Course, Creek
B4908

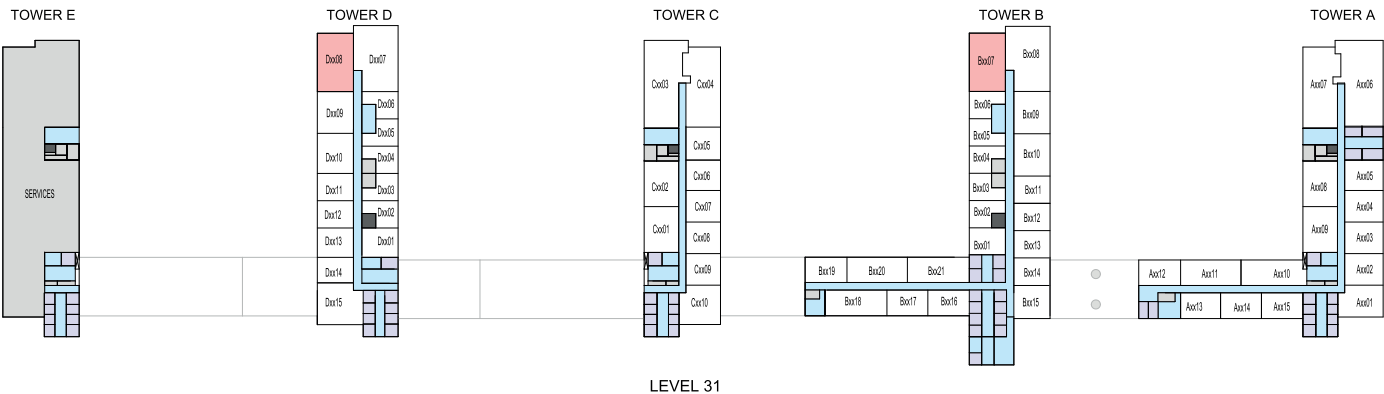
Disclaimer: 1. All dimensions are in metric, measured to wall finishes. 2. All materials, dimensions & drawings are approximate. 3. Information is subject to change without notice, at developer's absolute discretion. 4. Actual area may vary from the stated area. 5. Drawing are not to scale. 6. All images used are for illustrative purpose only and do not represent the actual size, features, specifications, fittings and furnishings. 7. The developer reserves the right to make revisions/ alterations, at its absolute discretion, without any liability whatsoever.

2 BEDROOM APARTMENT
TYPE R (with maid room + yard) VARIANT 1

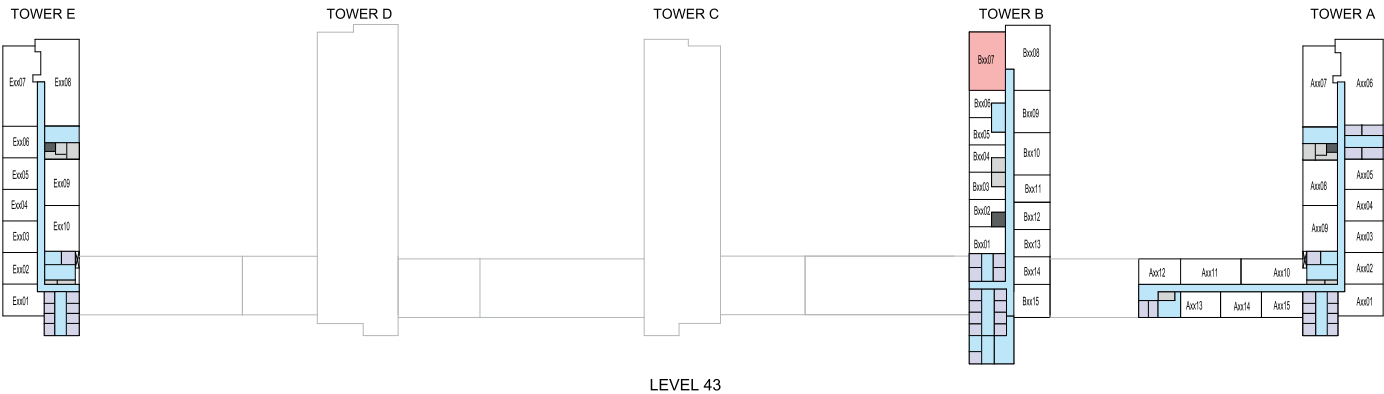
TOTAL SALEABLE AREA
SUITE = 1,191.89 SQ.FT.
YARD = 499.01 SQ.FT.
TOTAL = 1,690.90 SQ.FT.



LEVEL 07,19



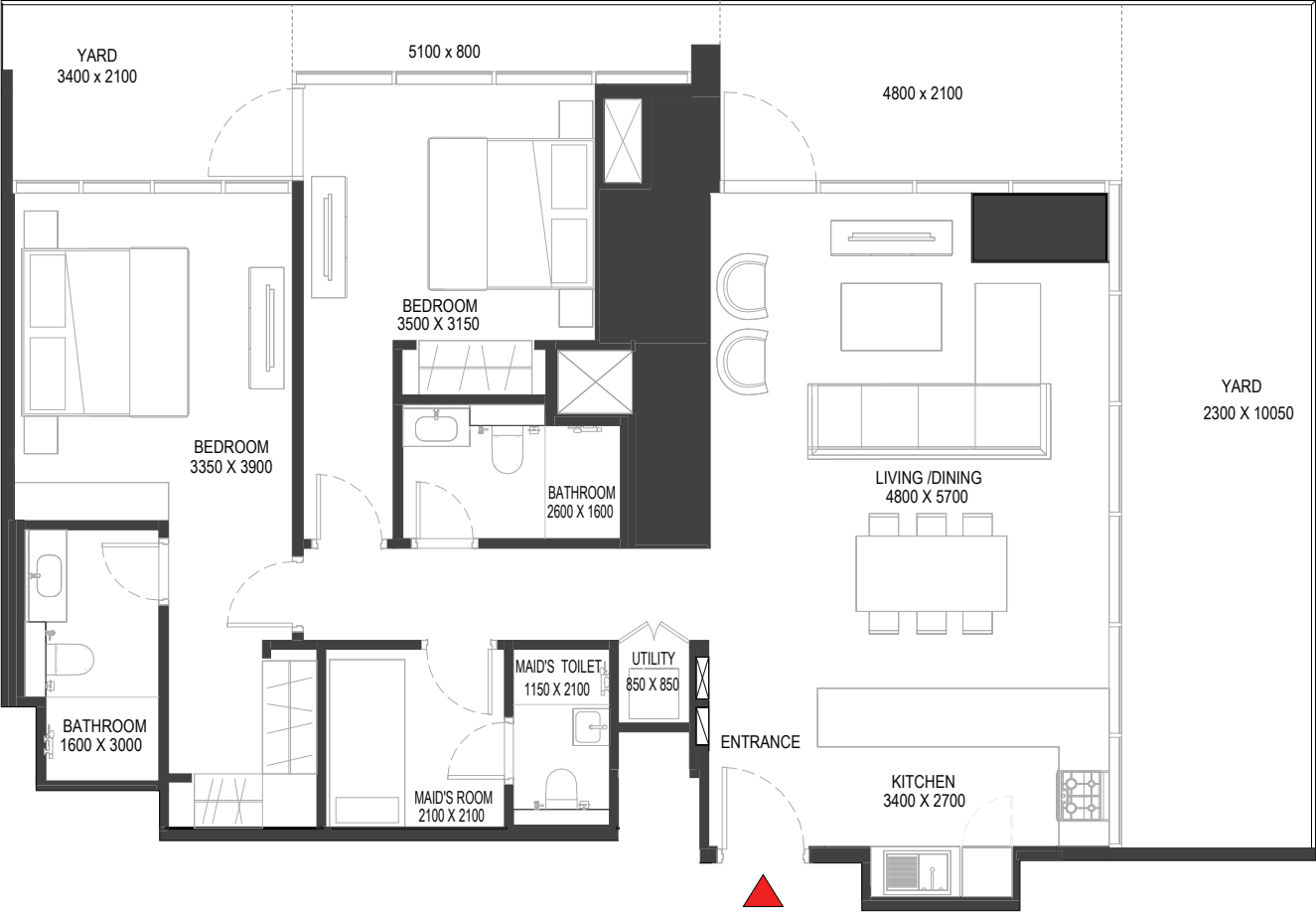
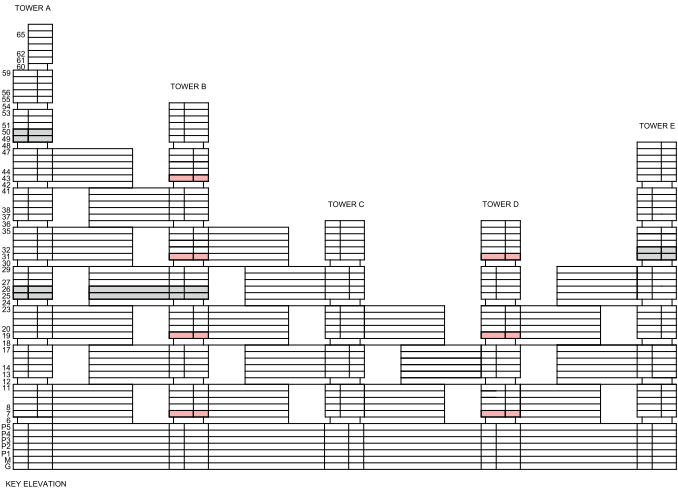
LEVEL 31



LEVEL 43

2 BEDROOM APARTMENT
TYPE R (with maid room + yard) VARIANT 1

TOTAL SALEABLE AREA
SUITE = 1,191.89 SQ.FT.
YARD = 499.01 SQ.FT.
TOTAL = 1,690.90 SQ.FT.



List of unit numbers with this unit plan:

VIEWS

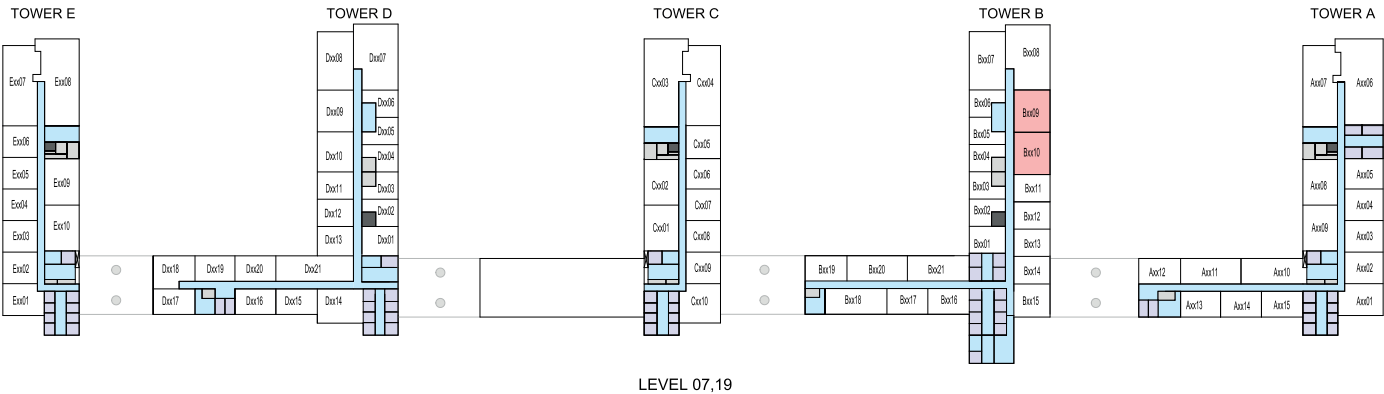
Downtown, Ras Al Khor, Creek, Golf Course, Water body, Amenities
B707, B1907, D708, D1908

Downtown, Ras Al Khor, Creek, Golf Course, Water body
B3107, D3108

Downtown, Ras Al Khor, Golf Course, Creek
B4307

2 BEDROOM APARTMENT
TYPE S (with powder room + yard)

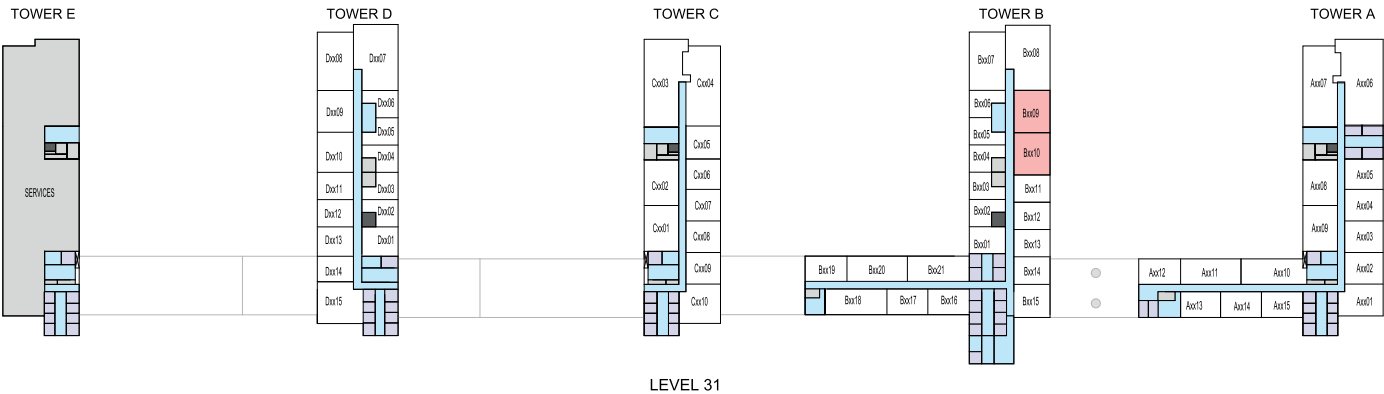
TOTAL SALEABLE AREA
SUITE = 968.11 SQ.FT.
YARD = 145.45 SQ.FT.
TOTAL = 1,113.56 SQ.FT.



LEVEL 07,19



LEVEL 13

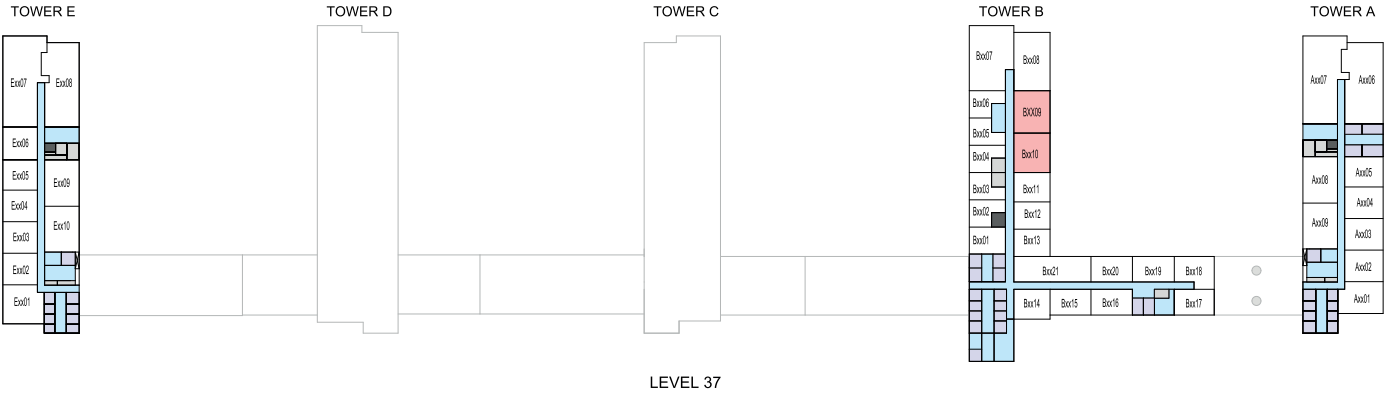


LEVEL 31

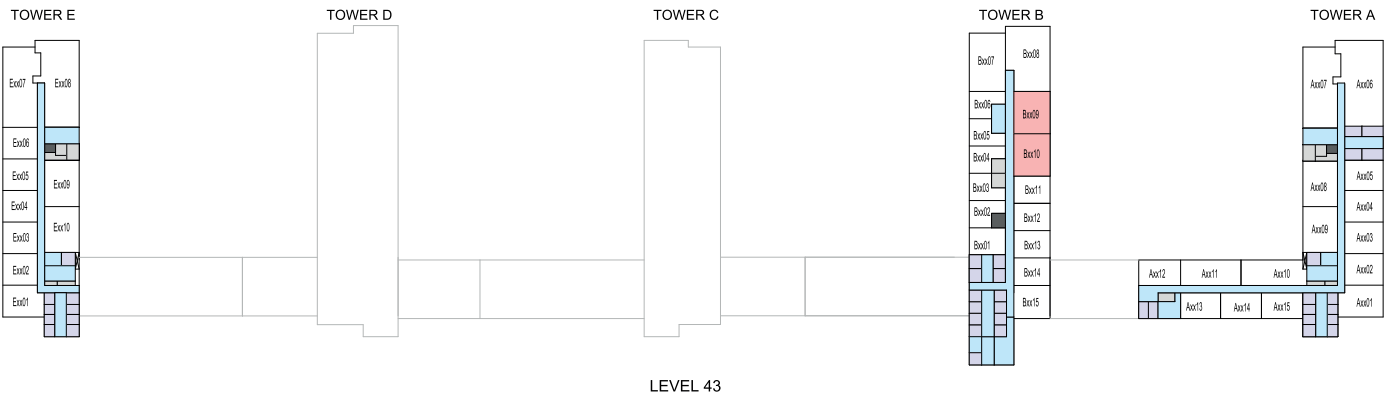
Disclaimer: 1. All dimensions are in metric, measured to wall finishes. 2. All materials, dimensions & drawings are approximate. 3. Information is subject to change without notice, at developer's absolute discretion. 4. Actual area may vary from the stated area. 5. Drawing are not to scale. 6. All images used are for illustrative purpose only and do not represent the actual size, features, specifications, fittings and furnishings. 7. The developer reserves the right to make revisions/ alterations, at its absolute discretion, without any liability whatsoever.

2 BEDROOM APARTMENT
TYPE S (with powder room + yard)

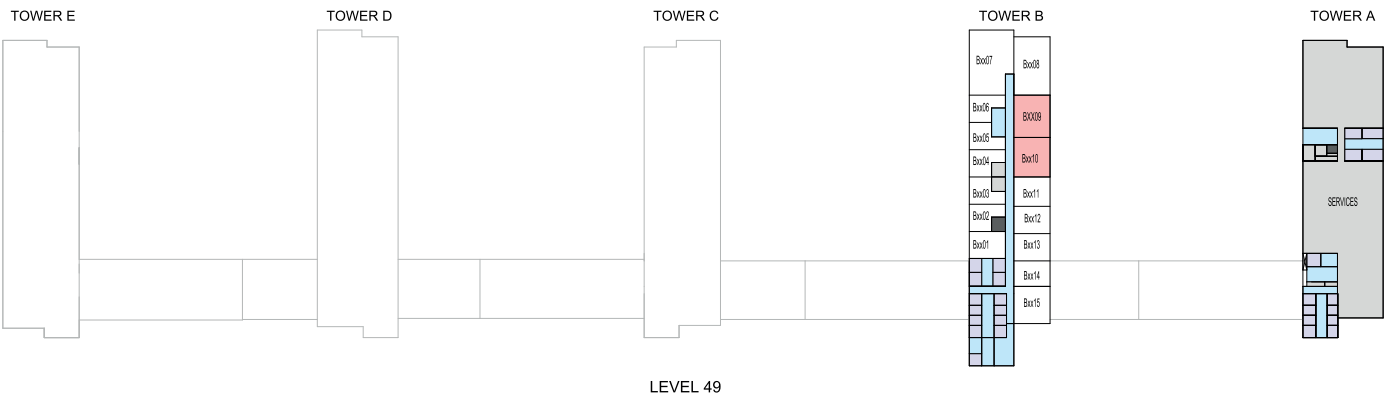
TOTAL SALEABLE AREA
SUITE = 968.11 SQ.FT.
YARD = 145.45 SQ.FT.
TOTAL = 1,113.56 SQ.FT.



LEVEL 37



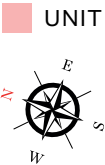
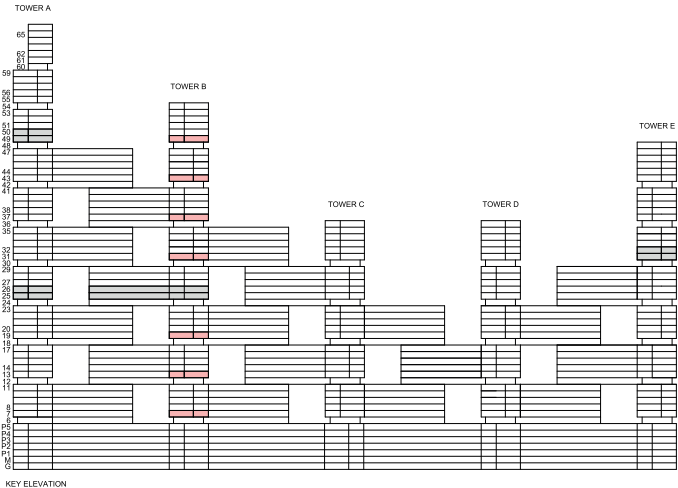
LEVEL 43



LEVEL 49

2 BEDROOM APARTMENT
TYPE S (with powder room + yard)

TOTAL SALEABLE AREA
SUITE = 968.11 SQ.FT.
YARD = 145.45 SQ.FT.
TOTAL = 1,113.56 SQ.FT.



List of unit numbers with this unit plan:

VIEWS

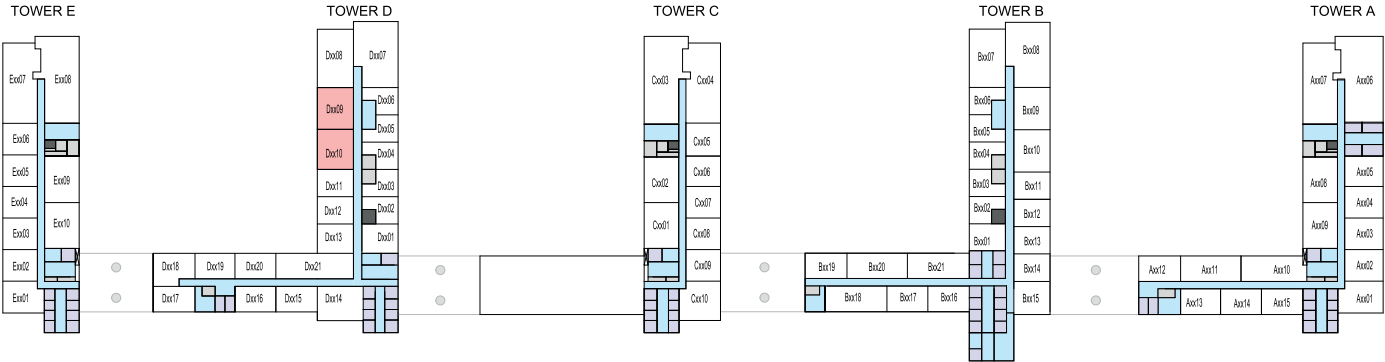
Golf Course, Amenities, Creek
B709, B1309, B1310, B1909, B1910

Amenities, Creek
B710

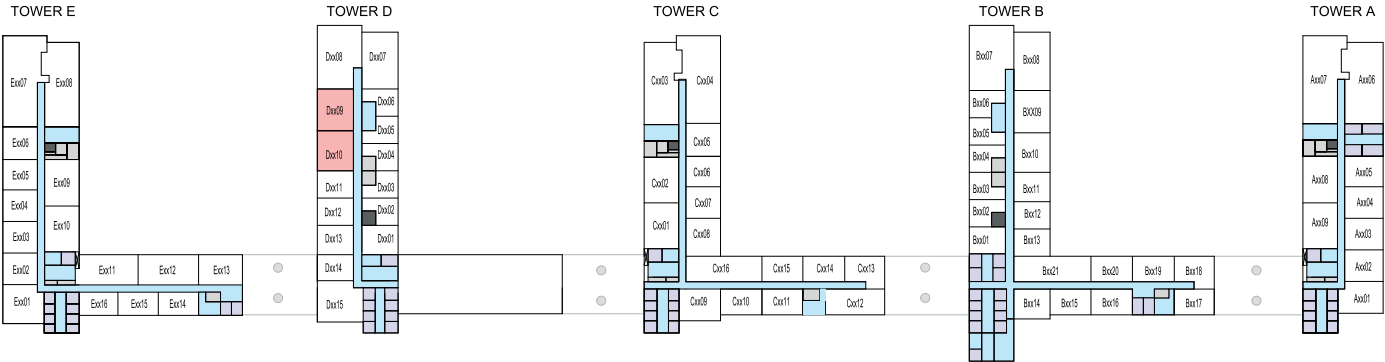
Golf Course, Creek
B3109, B3110, B3709, B3710, B4309, B4310, B4909, B4910

2 BEDROOM APARTMENT
TYPE S (with powder room + yard) VARIANT 1

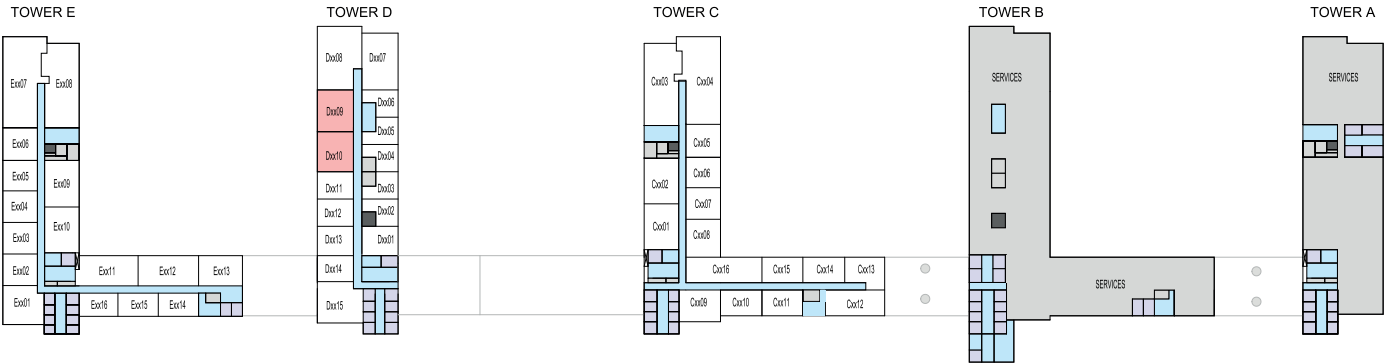
TOTAL SALEABLE AREA
SUITE = 968.43 SQ.FT.
YARD = 152.85 SQ.FT.
TOTAL = 1,121.28 SQ.FT.



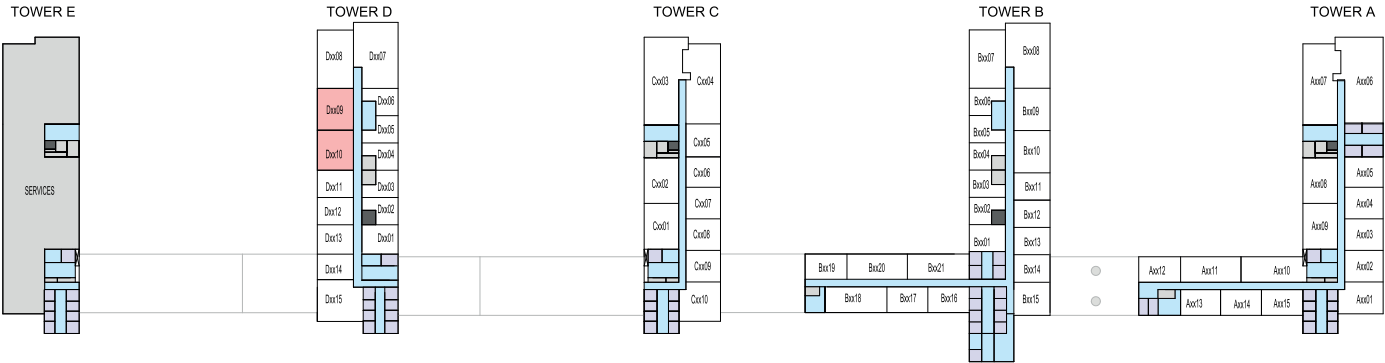
LEVEL 07,19



LEVEL 13



LEVEL 25



LEVEL 31

2 BEDROOM APARTMENT

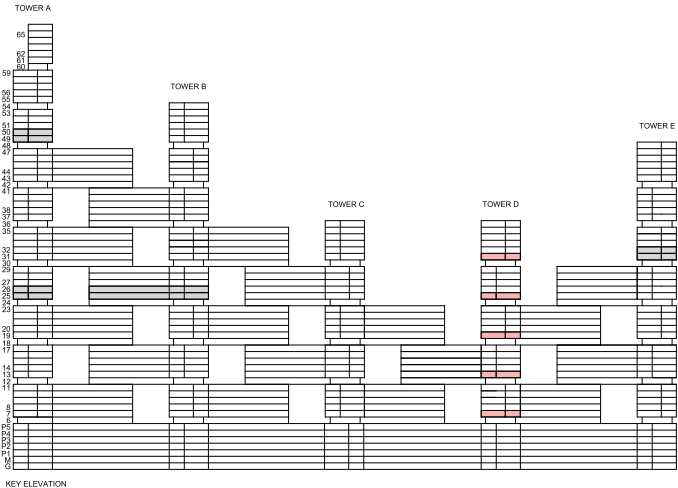
TYPE S (with powder room + yard) VARIANT 1

TOTAL SALEABLE AREA

SUITE = 968.43 SQ.FT.

YARD = 152.85 SQ.FT.

TOTAL = 1,121.28 SQ.FT.



List of unit numbers with this unit plan:

VIEWS

Ras Al Khor, Amenities

D709, D710, D1309, D1310, D1909, D1910

Ras Al Khor

D2509, D2510, D3109, D3110

Disclaimer: 1. All dimensions are in metric, measured to wall finishes. 2. All materials, dimensions & drawings are approximate. 3. Information is subject to change without notice, at developer's absolute discretion. 4. Actual area may vary from the stated area. 5. Drawing are not to scale. 6. All images used are for illustrative purpose only and do not represent the actual size, features, specifications, fittings and furnishings. 7. The developer reserves the right to make revisions/ alterations, at its absolute discretion, without any liability whatsoever.

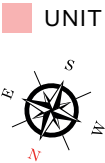
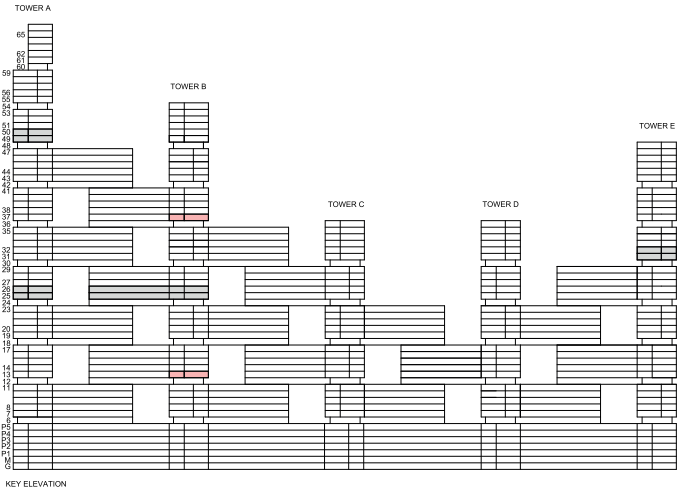
TYPE T (with yard)

TOTAL = 967.78 SQ.FT.



2 BEDROOM APARTMENT
TYPE T (with yard)

TOTAL SALEABLE AREA
SUITE = 803.42 SQ.FT.
YARD = 164.36 SQ.FT.
TOTAL = 967.78 SQ.FT.



List of unit numbers with this unit plan:

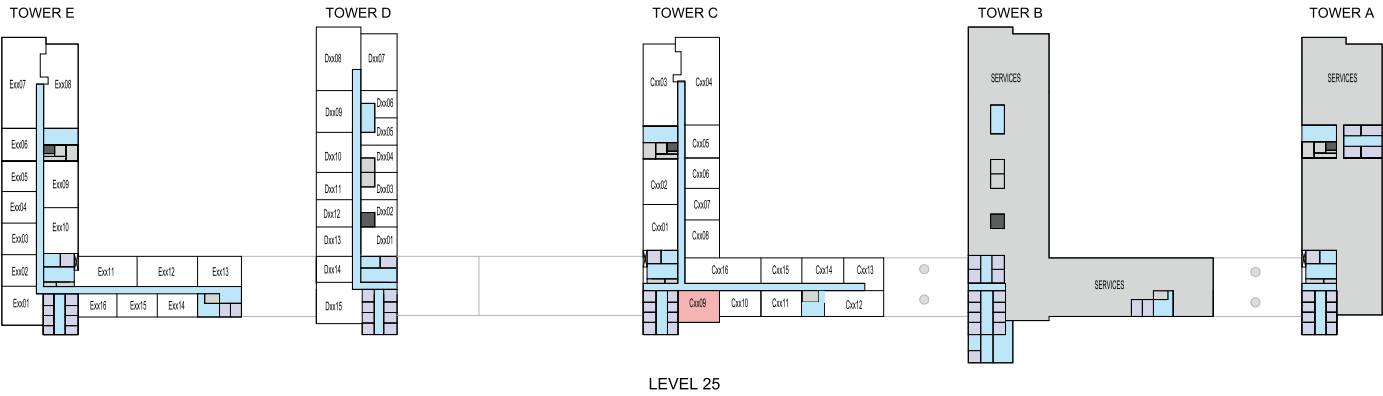
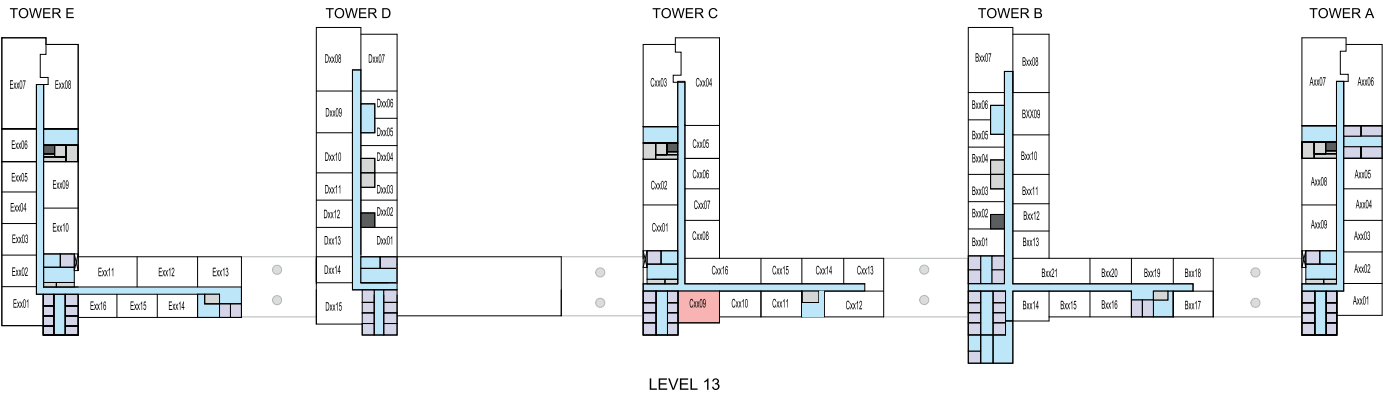
VIEWS

City View
B1314, B3714

Disclaimer: 1. All dimensions are in metric, measured to wall finishes. 2. All materials, dimensions & drawings are approximate. 3. Information is subject to change without notice, at developer's absolute discretion. 4. Actual area may vary from the stated area. 5. Drawing are not to scale. 6. All images used are for illustrative purpose only and do not represent the actual size, features, specifications, fittings and furnishings. 7. The developer reserves the right to make revisions/ alterations, at its absolute discretion, without any liability whatsoever.

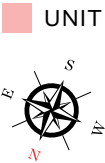
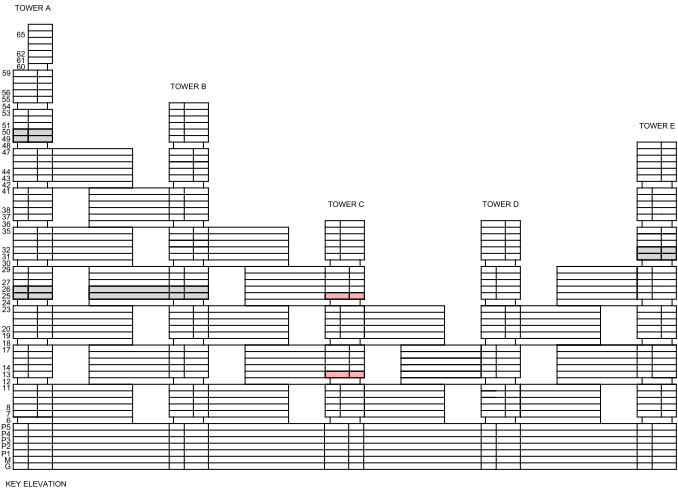
2 BEDROOM APARTMENT
TYPE T (with yard) VARIANT 1

TOTAL SALEABLE AREA
SUITE = 891.47 SQ.FT.
YARD = 164.26 SQ.FT.
TOTAL = 1,055.73 SQ.FT.



2 BEDROOM APARTMENT
TYPE T (with yard) VARIANT 1

TOTAL SALEABLE AREA
SUITE = 891.47 SQ.FT.
YARD = 164.26 SQ.FT.
TOTAL = 1,055.73 SQ.FT.



List of unit numbers with this unit plan:

VIEWS

City View
C1309, C2509

Disclaimer: 1. All dimensions are in metric, measured to wall finishes. 2. All materials, dimensions & drawings are approximate. 3. Information is subject to change without notice, at developer's absolute discretion. 4. Actual area may vary from the stated area. 5. Drawing are not to scale. 6. All images used are for illustrative purpose only and do not represent the actual size, features, specifications, fittings and furnishings. 7. The developer reserves the right to make revisions/ alterations, at its absolute discretion, without any liability whatsoever.

2 BEDROOM APARTMENT
TYPE U (with maid room and powder room + yard)

TOTAL SALEABLE AREA
SUITE = 1,179.40 SQ.FT.
YARD = 227.76 SQ.FT.
TOTAL = 1,407.16 SQ.FT.



LEVEL 13

Disclaimer: 1. All dimensions are in metric, measured to wall finishes. 2. All materials, dimensions & drawings are approximate. 3. Information is subject to change without notice, at developer's absolute discretion. 4. Actual area may vary from the stated area. 5. Drawing are not to scale. 6. All images used are for illustrative purpose only and do not represent the actual size, features, specifications, fittings and furnishings. 7. The developer reserves the right to make revisions/ alterations, at its absolute discretion, without any liability whatsoever.

2 BEDROOM APARTMENT

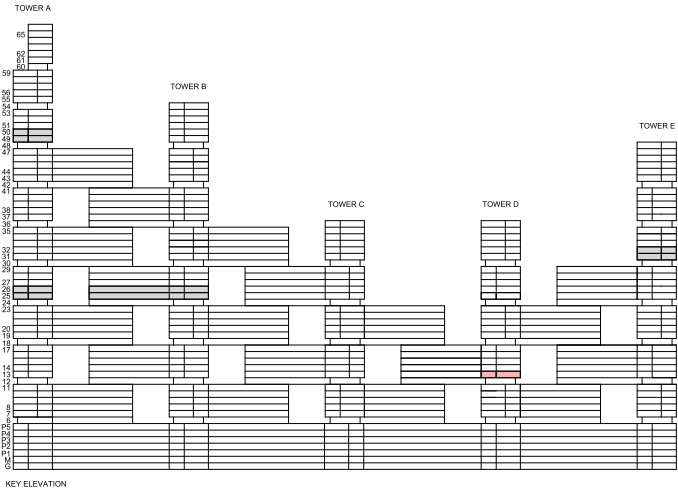
TYPE U (with maid room and powder room + yard)

TOTAL SALEABLE AREA

SUITE = 1,179.40 SQ.FT.

YARD = 227.76 SQ.FT.

TOTAL = 1,407.16 SQ.FT.



List of unit numbers with this unit plan:

VIEWS

Ras Al Khor, Amenities
D1315

Disclaimer: 1. All dimensions are in metric, measured to wall finishes. 2. All materials, dimensions & drawings are approximate. 3. Information is subject to change without notice, at developer's absolute discretion. 4. Actual area may vary from the stated area. 5. Drawing are not to scale. 6. All images used are for illustrative purpose only and do not represent the actual size, features, specifications, fittings and furnishings. 7. The developer reserves the right to make revisions/ alterations, at its absolute discretion, without any liability whatsoever.

2 BEDROOM APARTMENT

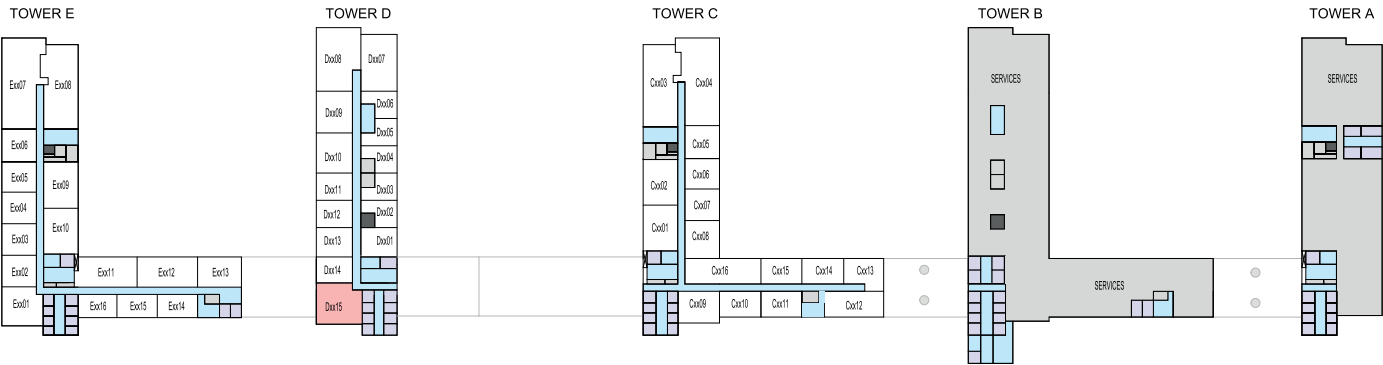
TYPE U (with maid room and powder room + yard) VARIANT 1

TOTAL SALEABLE AREA

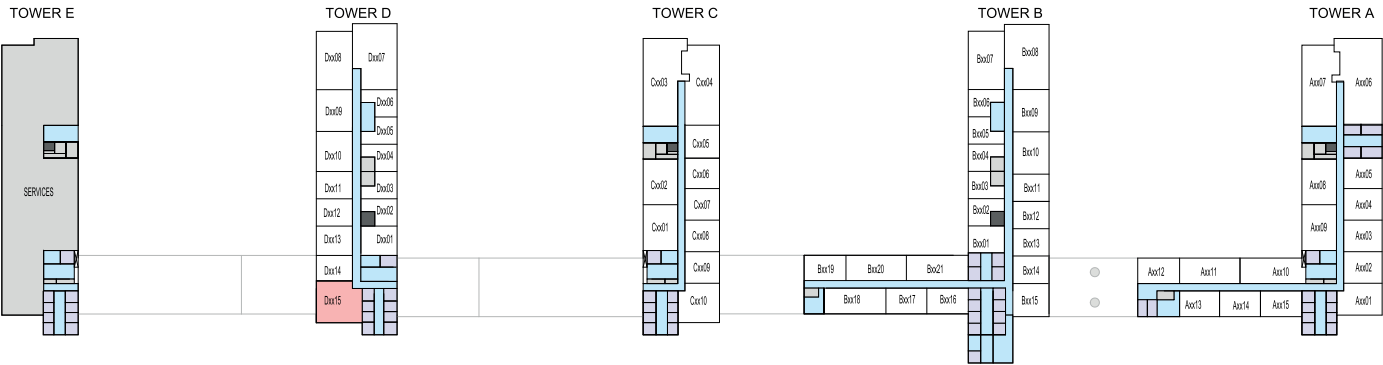
SUITE = 1,179.40 SQ.FT.

YARD = 271.25 SQ.FT.

TOTAL = 1,450.65 SQ.FT.



LEVEL 25

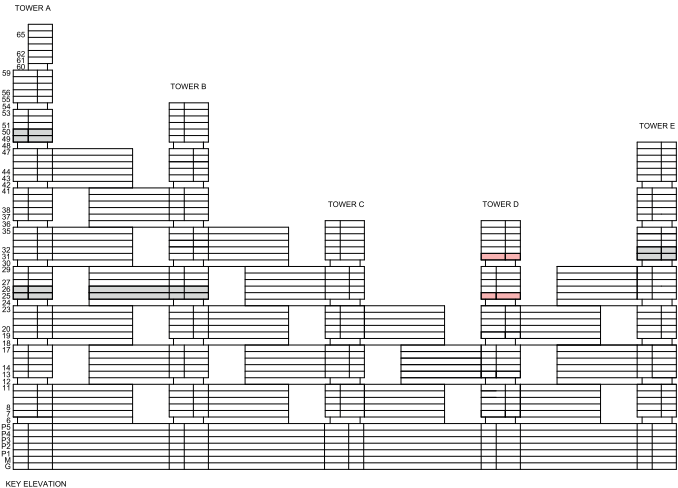


LEVEL 31

2 BEDROOM APARTMENT

TYPE U (with maid room and powder room + yard) VARIANT 1

TOTAL SALEABLE AREA
SUITE = 1,179.40 SQ.FT.
YARD = 271.25 SQ.FT.
TOTAL = 1,450.65 SQ.FT.



List of unit numbers with this unit plan:

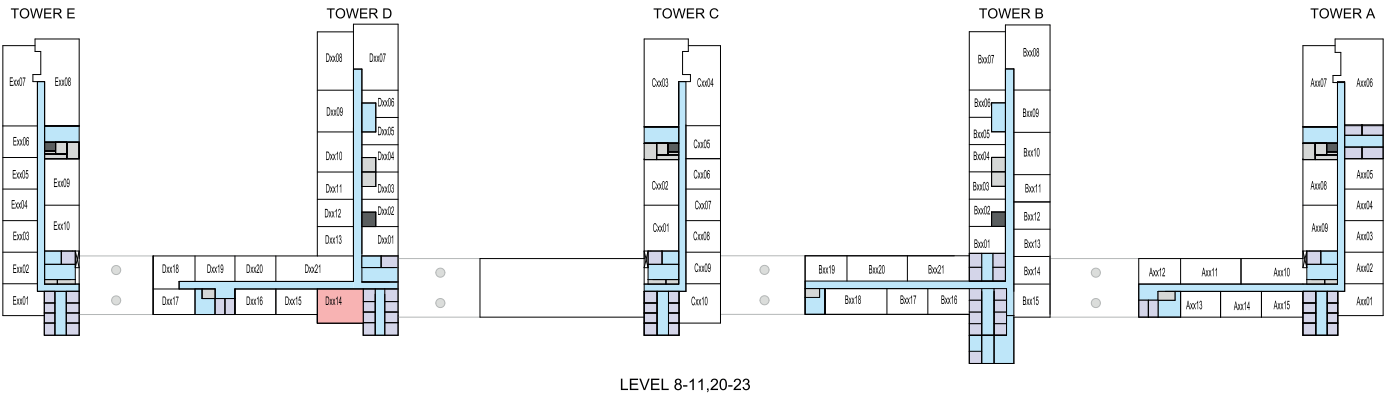
VIEWS

Ras Al Khor
D2515, D3115

Disclaimer: 1. All dimensions are in metric, measured to wall finishes. 2. All materials, dimensions & drawings are approximate. 3. Information is subject to change without notice, at developer's absolute discretion. 4. Actual area may vary from the stated area. 5. Drawing are not to scale. 6. All images used are for illustrative purpose only and do not represent the actual size, features, specifications, fittings and furnishings. 7. The developer reserves the right to make revisions/ alterations, at its absolute discretion, without any liability whatsoever.

2 BEDROOM APARTMENT
TYPE W (with powder room + balcony)

TOTAL SALEABLE AREA
SUITE = 961.97 SQ.FT.
BALCONY = 51.56 SQ.FT.
TOTAL = 1,013.53 SQ.FT.

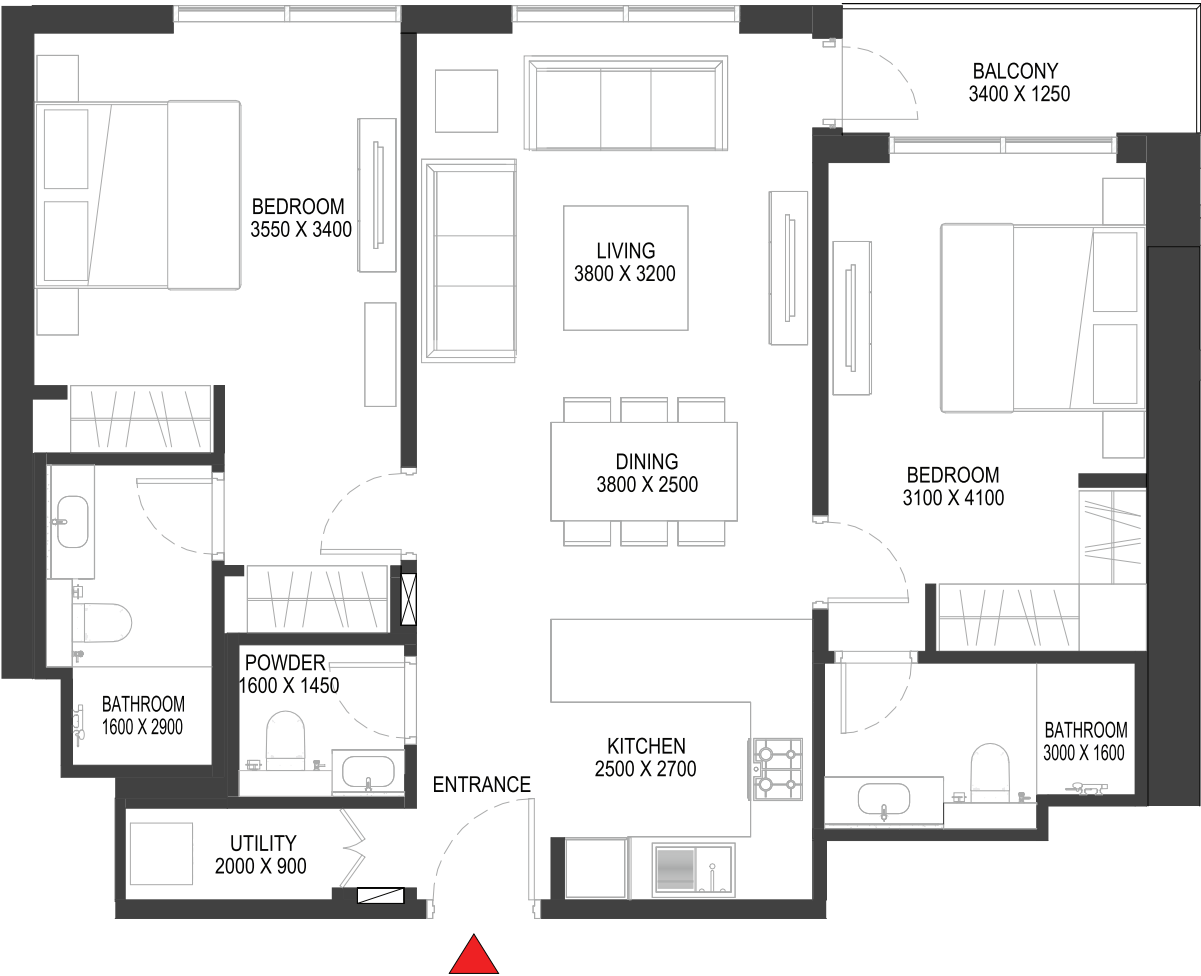
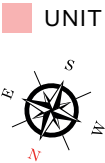
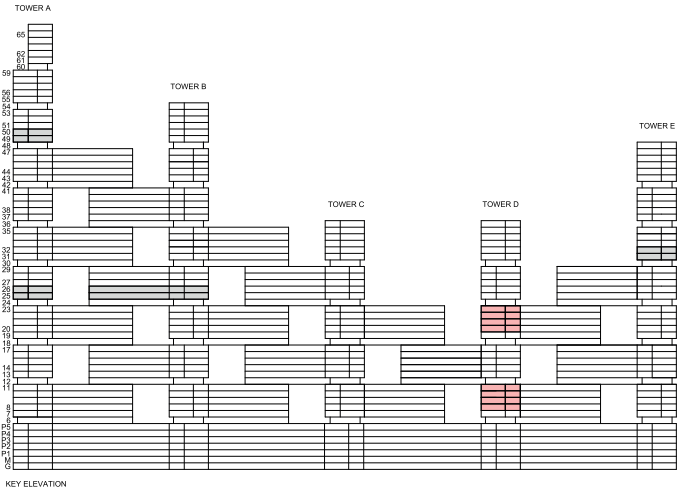


LEVEL 8-11,20-23

Disclaimer: 1. All dimensions are in metric, measured to wall finishes. 2. All materials, dimensions & drawings are approximate. 3. Information is subject to change without notice, at developer's absolute discretion. 4. Actual area may vary from the stated area. 5. Drawing are not to scale. 6. All images used are for illustrative purpose only and do not represent the actual size, features, specifications, fittings and furnishings. 7. The developer reserves the right to make revisions/ alterations, at its absolute discretion, without any liability whatsoever.

2 BEDROOM APARTMENT
TYPE W (with powder room + balcony)

TOTAL SALEABLE AREA
SUITE = 961.97 SQ.FT.
BALCONY = 51.56 SQ.FT.
TOTAL = 1,013.53 SQ.FT.



List of unit numbers with this unit plan:

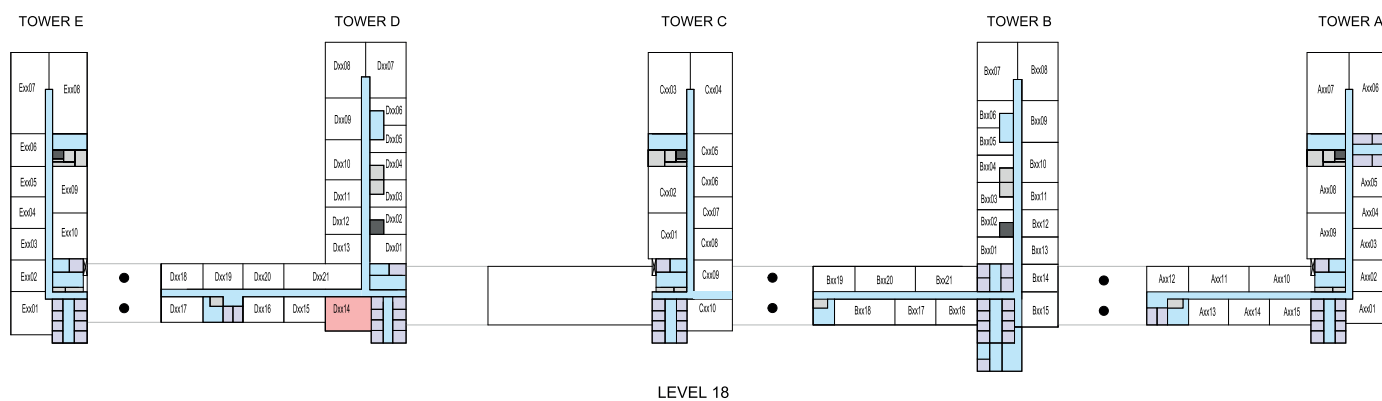
VIEWS

City View
D814, D914, D1014, D1114, D2014, D2114, D2214, D2314

Disclaimer: 1. All dimensions are in metric, measured to wall finishes. 2. All materials, dimensions & drawings are approximate. 3. Information is subject to change without notice, at developer's absolute discretion. 4. Actual area may vary from the stated area. 5. Drawing are not to scale. 6. All images used are for illustrative purpose only and do not represent the actual size, features, specifications, fittings and furnishings. 7. The developer reserves the right to make revisions/ alterations, at its absolute discretion, without any liability whatsoever.

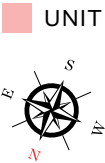
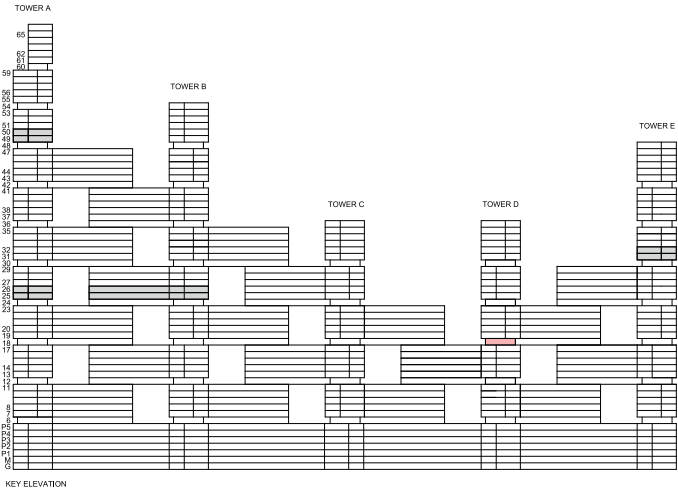
TYPE X (with powder room + yard)

TOTAL = 1,153.46 SQ.FT.



2 BEDROOM APARTMENT
TYPE X (with powder room + yard)

TOTAL SALEABLE AREA
SUITE = 955.30 SQ.FT.
YARD = 198.16 SQ.FT.
TOTAL = 1,153.46 SQ.FT.



List of unit numbers with this unit plan:

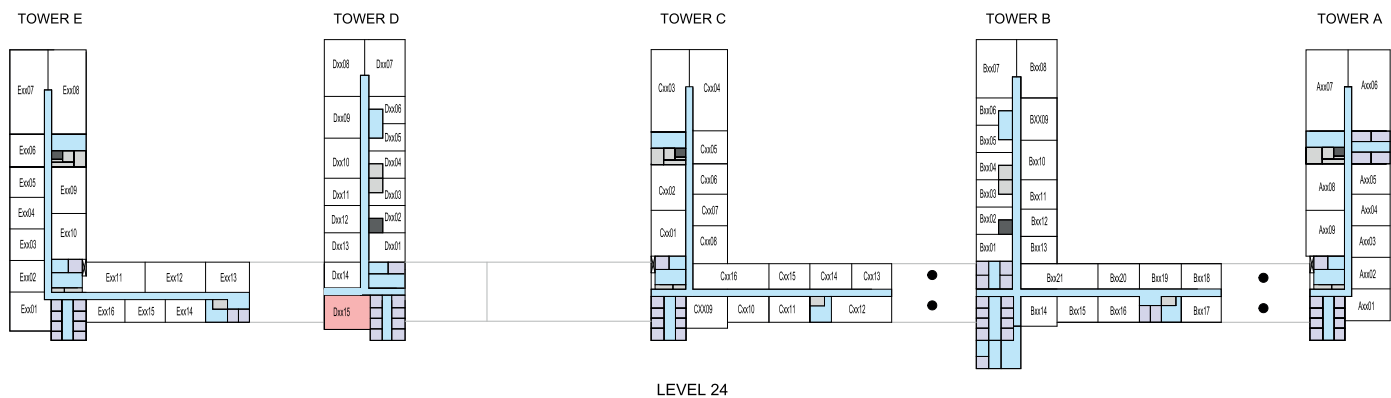
VIEWS

City View
D1814

Disclaimer: 1. All dimensions are in metric, measured to wall finishes. 2. All materials, dimensions & drawings are approximate. 3. Information is subject to change without notice, at developer's absolute discretion. 4. Actual area may vary from the stated area. 5. Drawing are not to scale. 6. All images used are for illustrative purpose only and do not represent the actual size, features, specifications, fittings and furnishings. 7. The developer reserves the right to make revisions/ alterations, at its absolute discretion, without any liability whatsoever.

2 BEDROOM APARTMENT
TYPE X (with powder room + yard) VARIANT 1

TOTAL SALEABLE AREA
SUITE = 955.30 SQ.FT.
YARD = 271.36 SQ.FT.
TOTAL = 1,226.66 SQ.FT.



LEVEL 24

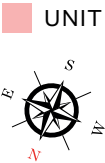
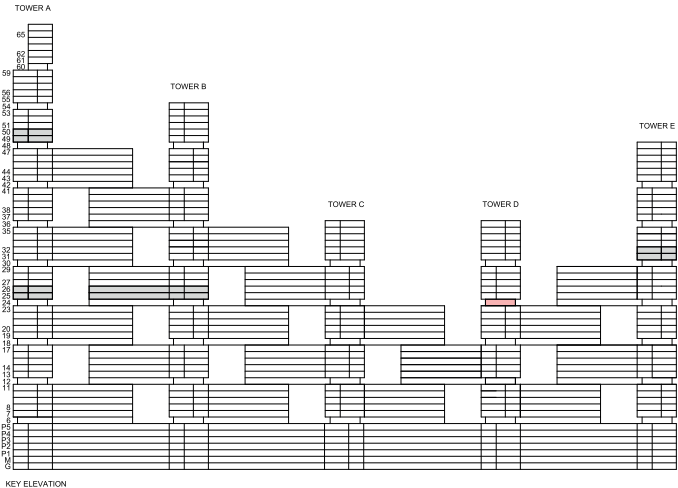
Disclaimer: 1. All dimensions are in metric, measured to wall finishes. 2. All materials, dimensions & drawings are approximate. 3. Information is subject to change without notice, at developer's absolute discretion. 4. Actual area may vary from the stated area. 5. Drawing are not to scale. 6. All images used are for illustrative purpose only and do not represent the actual size, features, specifications, fittings and furnishings. 7. The developer reserves the right to make revisions/ alterations, at its absolute discretion, without any liability whatsoever.

2 BEDROOM APARTMENT

TYPE X (with powder room + yard) VARIANT 1

TOTAL SALEABLE AREA

SUITE = 955.30 SQ.FT.
YARD = 271.36 SQ.FT.
TOTAL = 1,226.66 SQ.FT.



List of unit numbers with this unit plan:

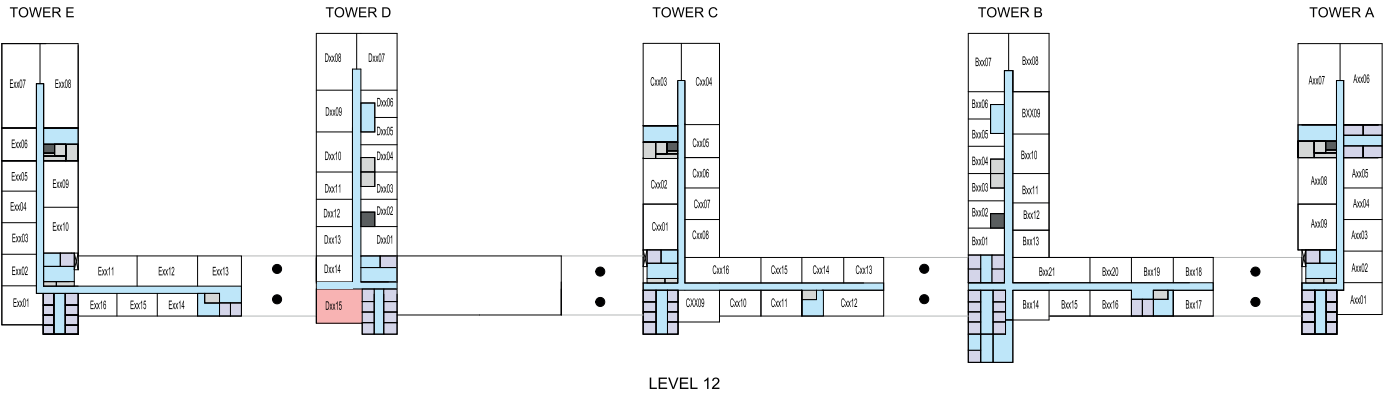
VIEWS

Ras Al Khor, Amenities
D2415

Disclaimer: 1. All dimensions are in metric, measured to wall finishes. 2. All materials, dimensions & drawings are approximate. 3. Information is subject to change without notice, at developer's absolute discretion. 4. Actual area may vary from the stated area. 5. Drawing are not to scale. 6. All images used are for illustrative purpose only and do not represent the actual size, features, specifications, fittings and furnishings. 7. The developer reserves the right to make revisions/ alterations, at its absolute discretion, without any liability whatsoever.

2 BEDROOM APARTMENT
TYPE X (with powder room + yard) VARIANT 2

TOTAL SALEABLE AREA
SUITE = 955.30 SQ.FT.
YARD = 198.16 SQ.FT.
TOTAL = 1,153.46 SQ.FT.



Disclaimer: 1. All dimensions are in metric, measured to wall finishes. 2. All materials, dimensions & drawings are approximate. 3. Information is subject to change without notice, at developer's absolute discretion. 4. Actual area may vary from the stated area. 5. Drawing are not to scale. 6. All images used are for illustrative purpose only and do not represent the actual size, features, specifications, fittings and furnishings. 7. The developer reserves the right to make revisions/ alterations, at its absolute discretion, without any liability whatsoever.

2 BEDROOM APARTMENT

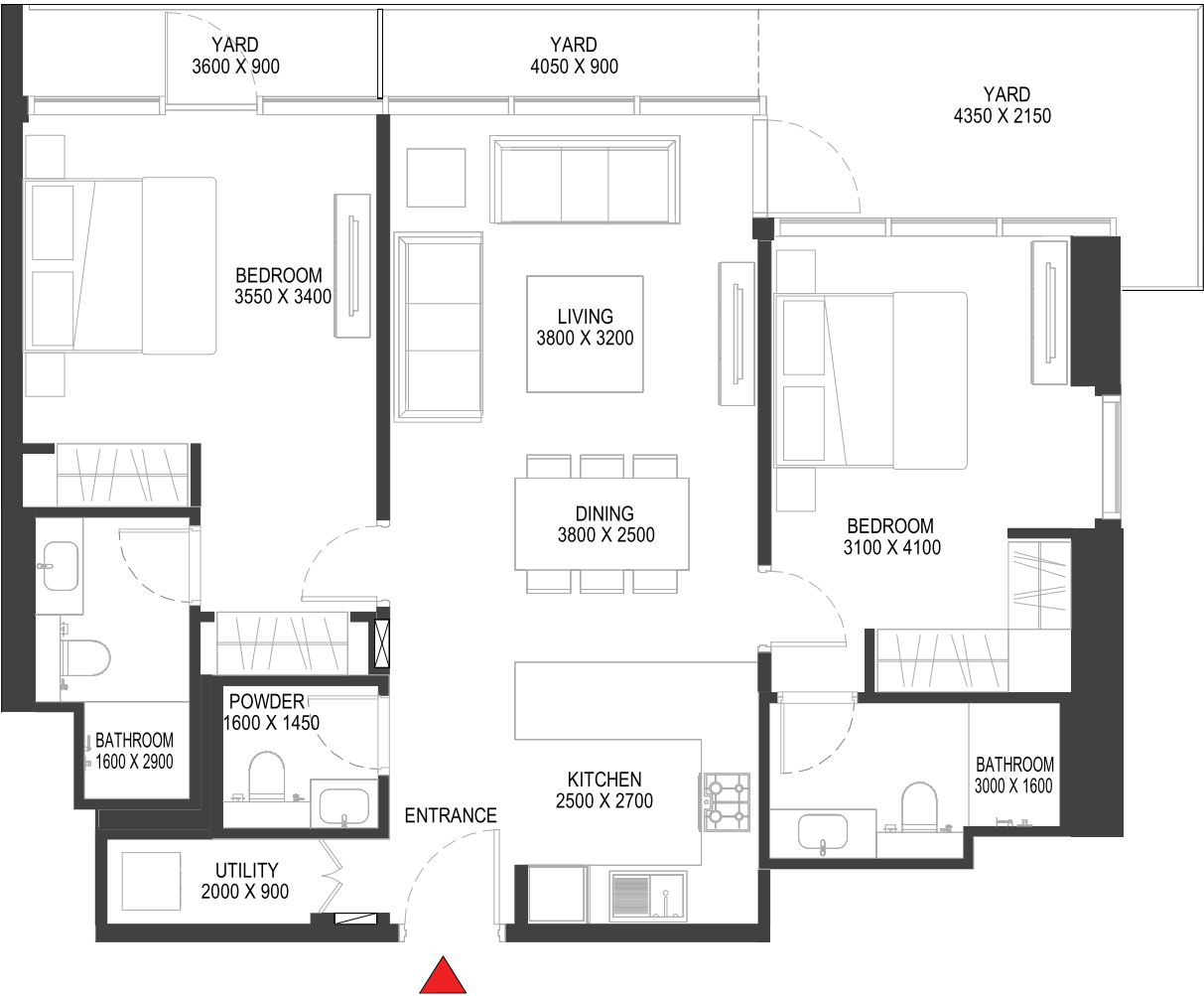
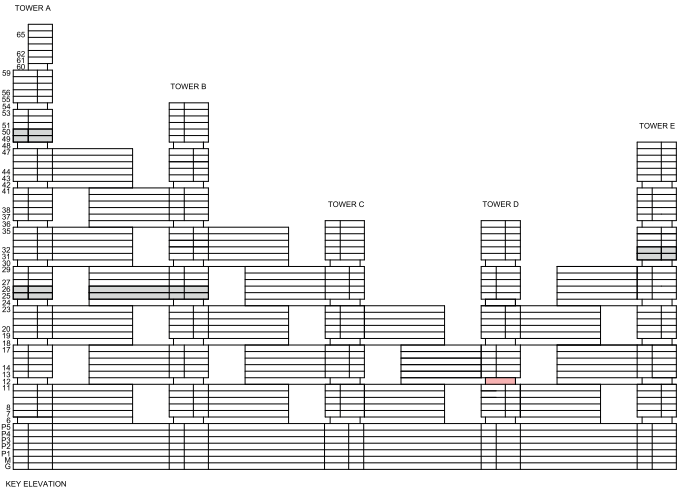
TYPE X (with powder room + yard) VARIANT 2

TOTAL SALEABLE AREA

SUITE = 955.30 SQ.FT.

YARD = 198.16 SQ.FT.

TOTAL = 1,153.46 SQ.FT.



List of unit numbers with this unit plan:

VIEWS

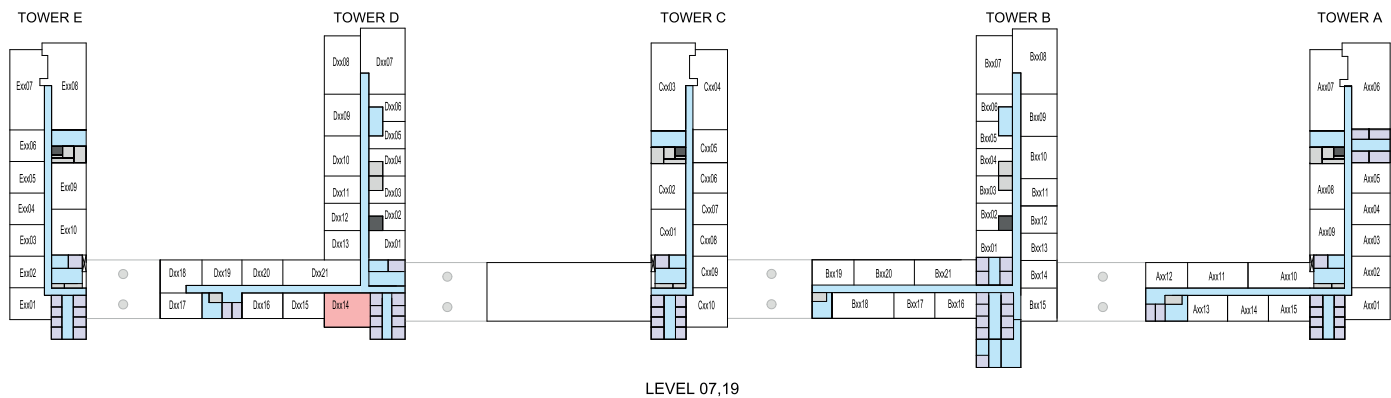
Ras Al Khor, Amenities

D1215

Disclaimer: 1. All dimensions are in metric, measured to wall finishes. 2. All materials, dimensions & drawings are approximate. 3. Information is subject to change without notice, at developer's absolute discretion. 4. Actual area may vary from the stated area. 5. Drawing are not to scale. 6. All images used are for illustrative purpose only and do not represent the actual size, features, specifications, fittings and furnishings. 7. The developer reserves the right to make revisions/ alterations, at its absolute discretion, without any liability whatsoever.

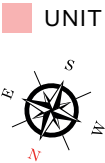
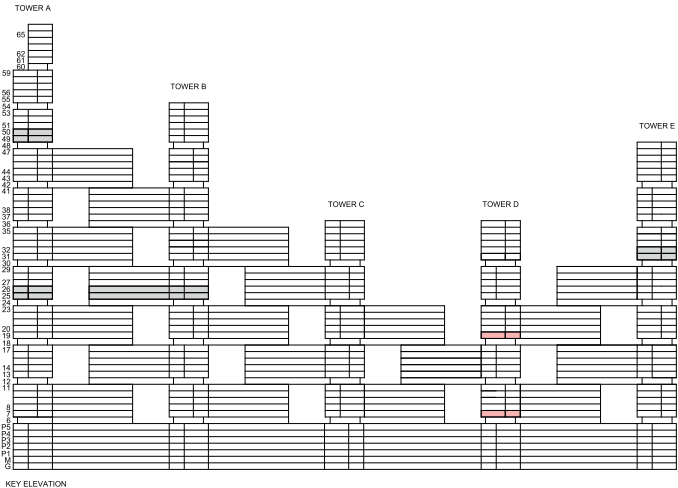
2 BEDROOM APARTMENT
TYPE Y (with powder room + yard)

TOTAL SALEABLE AREA
SUITE = 962.08 SQ.FT.
YARD = 173.84 SQ.FT.
TOTAL = 1,135.92 SQ.FT.



2 BEDROOM APARTMENT
TYPE Y (with powder room + yard)

TOTAL SALEABLE AREA
SUITE = 962.08 SQ.FT.
YARD = 173.84 SQ.FT.
TOTAL = 1,135.92 SQ.FT.



List of unit numbers with this unit plan:

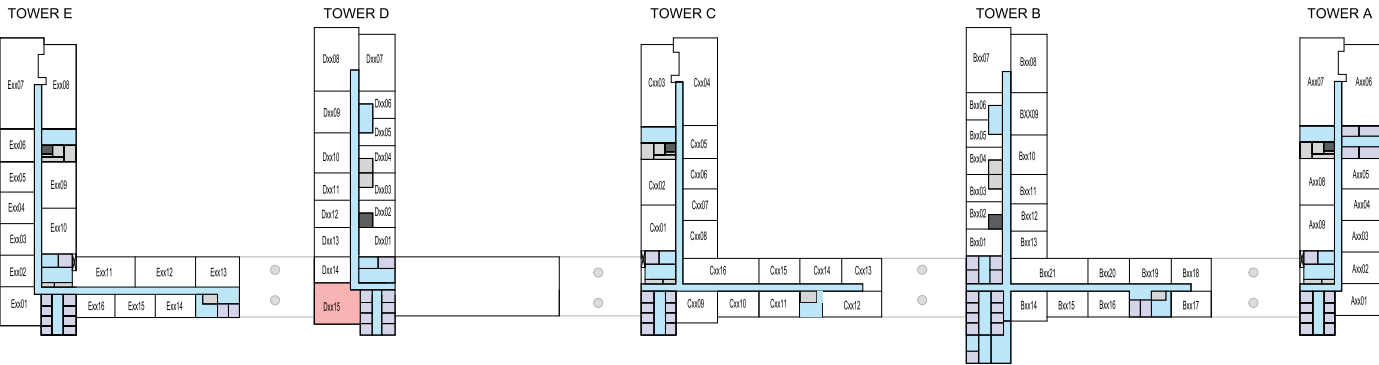
VIEWS

City View
D714, D1914

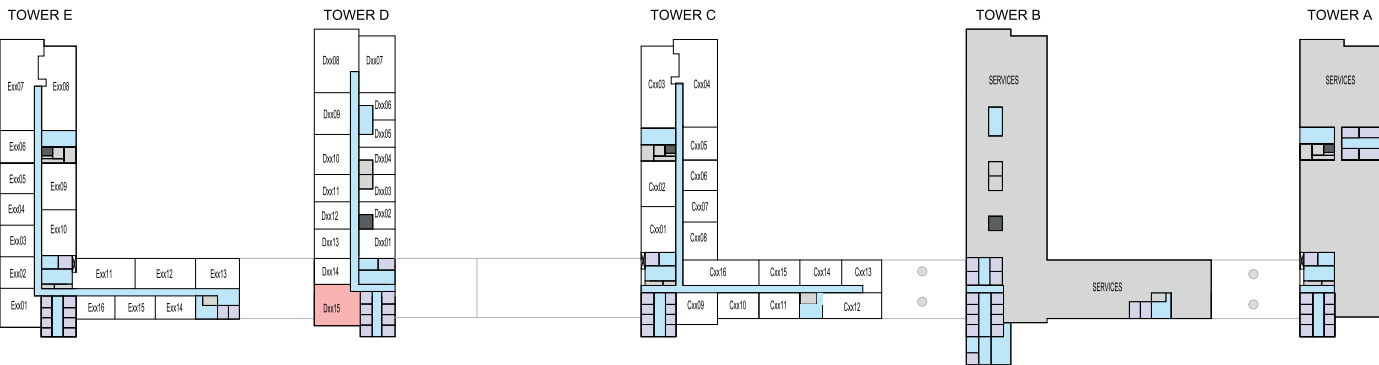
Disclaimer: 1. All dimensions are in metric, measured to wall finishes. 2. All materials, dimensions & drawings are approximate. 3. Information is subject to change without notice, at developer's absolute discretion. 4. Actual area may vary from the stated area. 5. Drawing are not to scale. 6. All images used are for illustrative purpose only and do not represent the actual size, features, specifications, fittings and furnishings. 7. The developer reserves the right to make revisions/ alterations, at its absolute discretion, without any liability whatsoever.

2 BEDROOM APARTMENT
TYPE Z (with powder room and maid room + balcony)

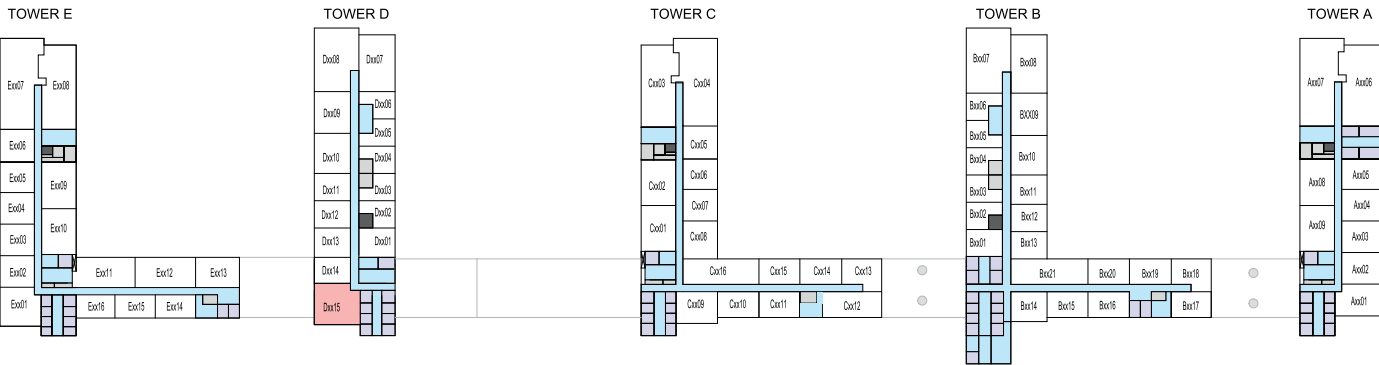
TOTAL SALEABLE AREA
SUITE = 1,179.40 SQ.FT.
BALCONY = 51.56 SQ.FT.
TOTAL = 1,230.96 SQ.FT.



LEVEL 14-17



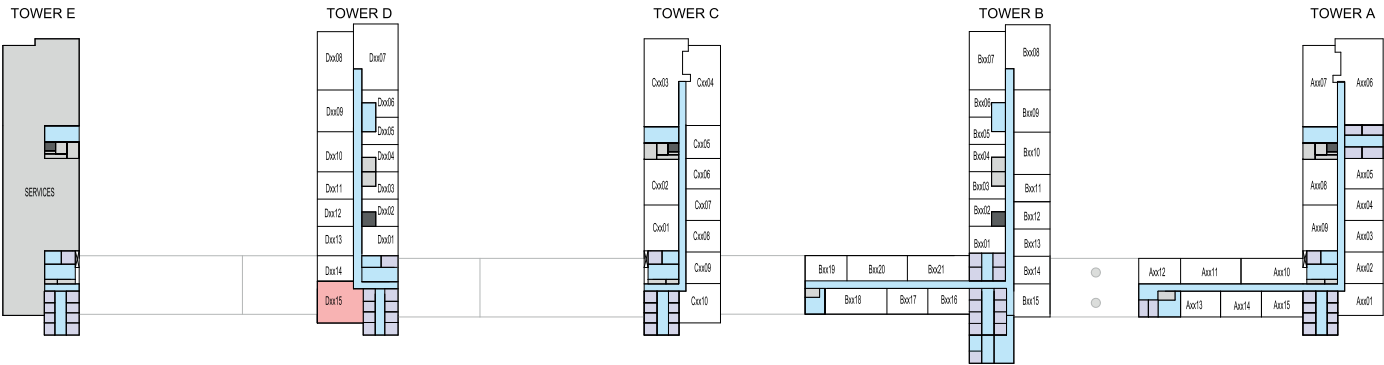
LEVEL 26



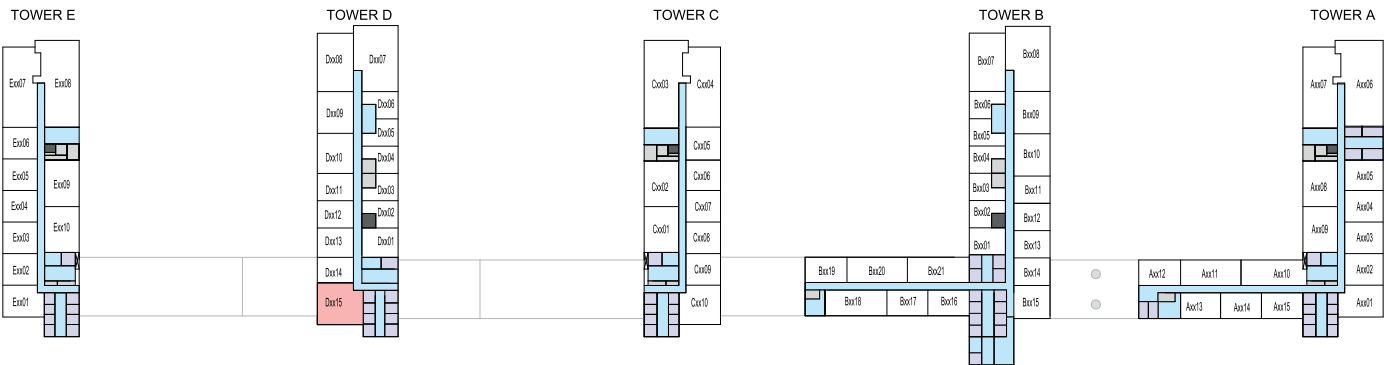
LEVEL 27-29

2 BEDROOM APARTMENT
TYPE Z (with powder room and maid room + balcony)

TOTAL SALEABLE AREA
SUITE = 1,179.40 SQ.FT.
BALCONY = 51.56 SQ.FT.
TOTAL = 1,230.96 SQ.FT.



LEVEL 32



LEVEL 33-35

2 BEDROOM APARTMENT

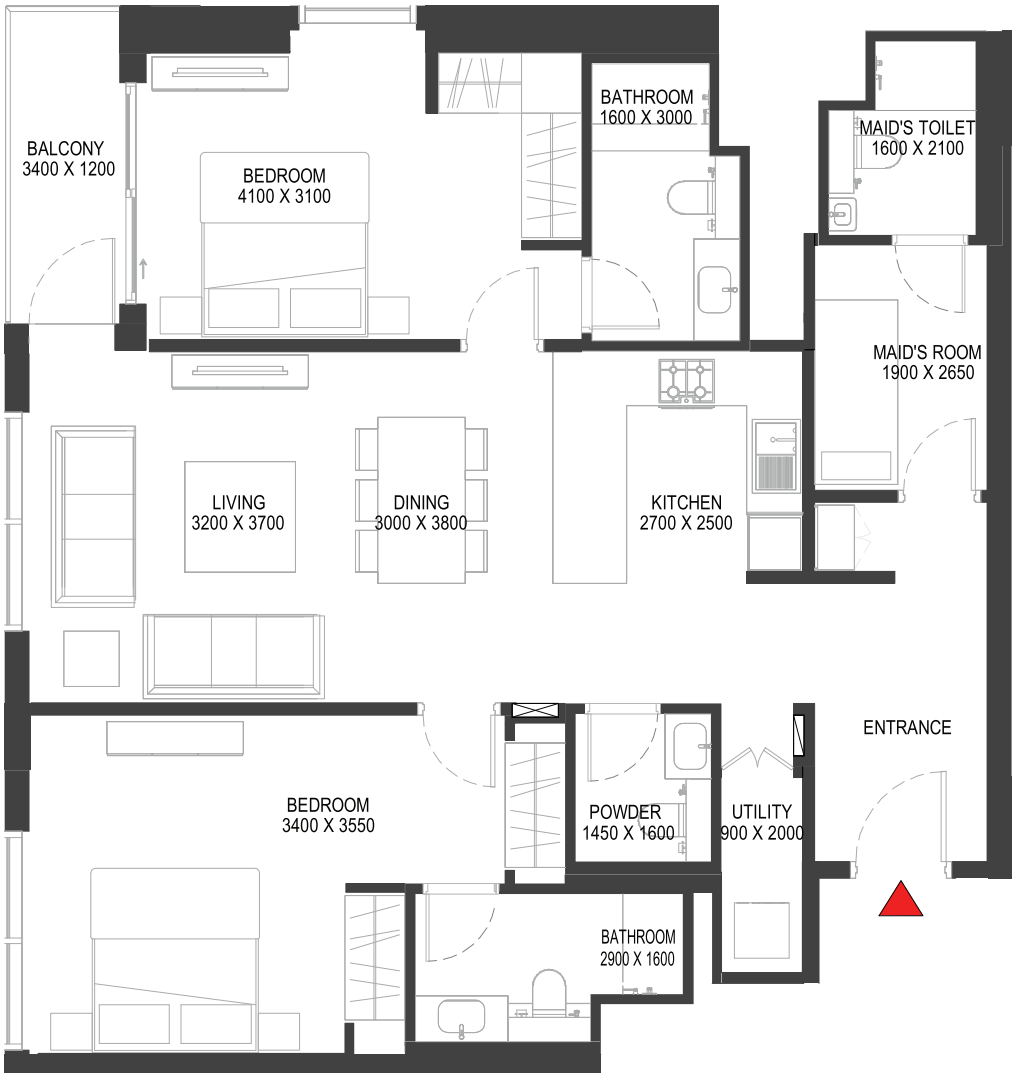
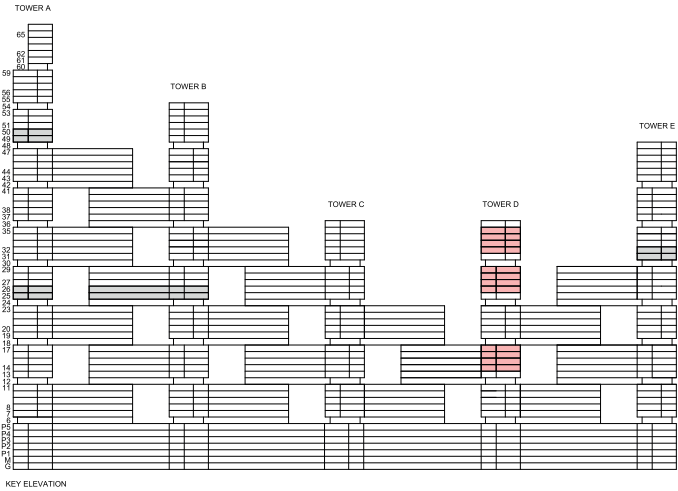
TYPE Z (with powder room and maid room + balcony)

TOTAL SALEABLE AREA

SUITE = 1,179.40 SQ.FT.

BALCONY = 51.56 SQ.FT.

TOTAL = 1,230.96 SQ.FT.



List of unit numbers with this unit plan:

VIEWS

Ras Al Khor, Amenities
D1415, D1515, D1615, D1715

Ras Al Khor
D2615, D2715, D2815, D2915, D3215, D3315, D3415, D3515

Disclaimer: 1. All dimensions are in metric, measured to wall finishes. 2. All materials, dimensions & drawings are approximate. 3. Information is subject to change without notice, at developer's absolute discretion. 4. Actual area may vary from the stated area. 5. Drawing are not to scale. 6. All images used are for illustrative purpose only and do not represent the actual size, features, specifications, fittings and furnishings. 7. The developer reserves the right to make revisions/ alterations, at its absolute discretion, without any liability whatsoever.

3 BEDBROOM

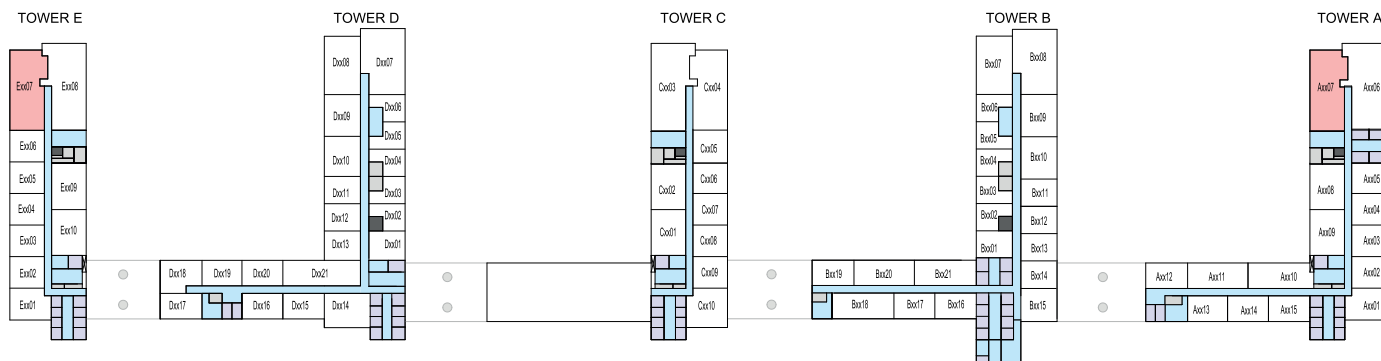
UNIT PLAN LAYOUTS



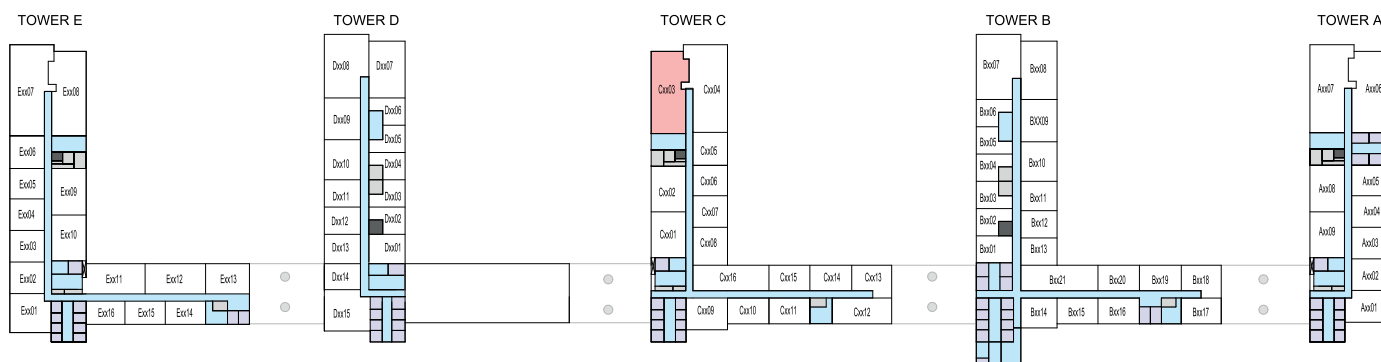
SOBHA ONE

TYPE A (with maid room + balcony)

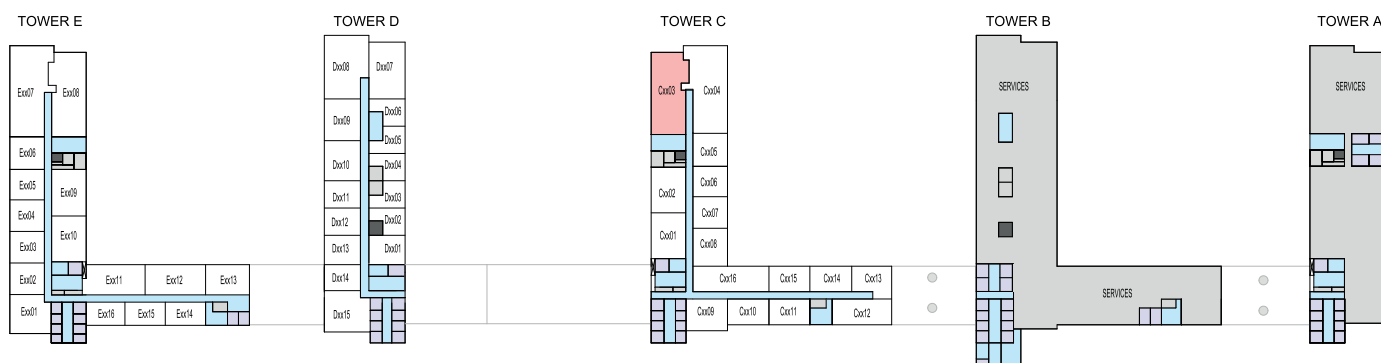
TOTAL = 1,917.11 SQ.FT.



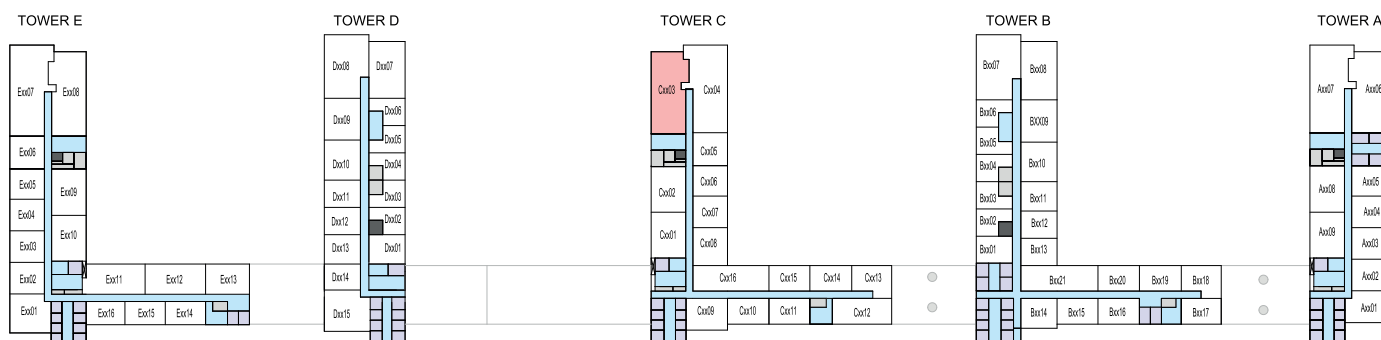
LEVEL 8-11,20-23



LEVEL 14-17



LEVEL 26

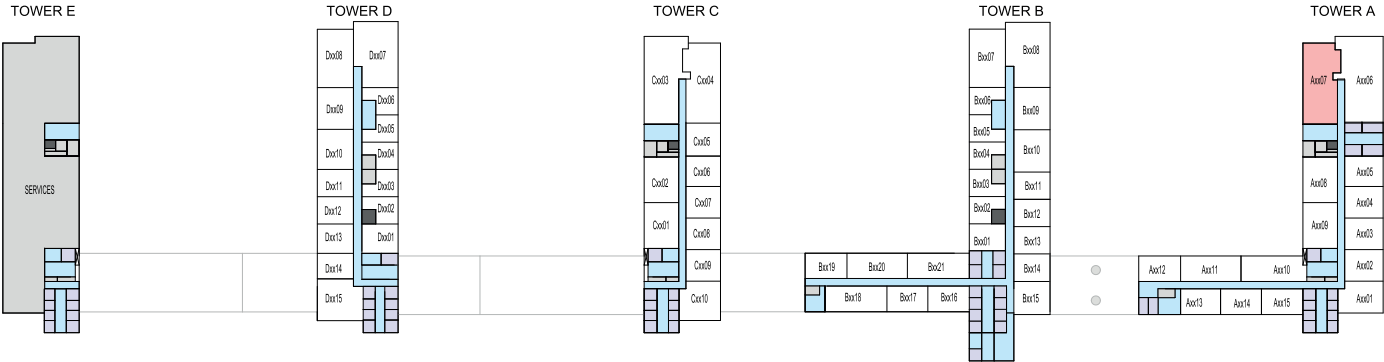


LEVEL 27-29

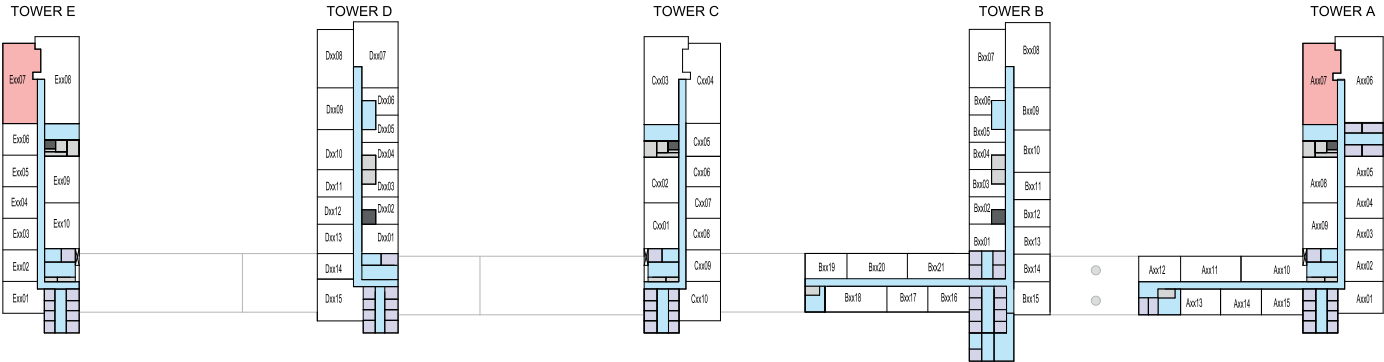
Disclaimer: 1. All dimensions are in metric, measured to wall finishes. 2. All materials, dimensions & drawings are approximate. 3. Information is subject to change without notice, at developer's absolute discretion. 4. Actual area may vary from the stated area. 5. Drawing are not to scale. 6. All images used are for illustrative purpose only and do not represent the actual size, features, specifications, fittings and furnishings. 7. The developer reserves the right to make revisions/ alterations, at its absolute discretion, without any liability whatsoever.

3 BEDROOM APARTMENT
TYPE A (with maid room + balcony)

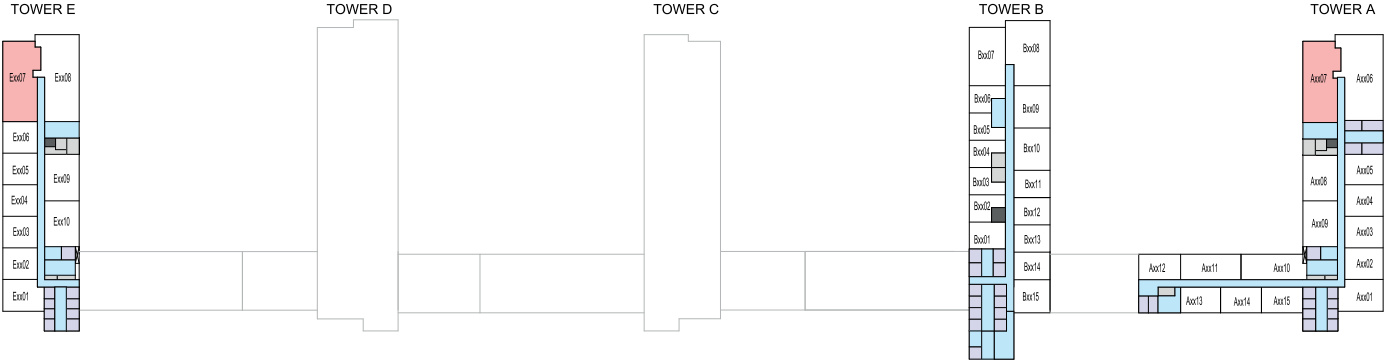
TOTAL SALEABLE AREA
SUITE = 1,642.57 SQ.FT.
BALCONY = 274.54 SQ.FT.
TOTAL = 1,917.11 SQ.FT.



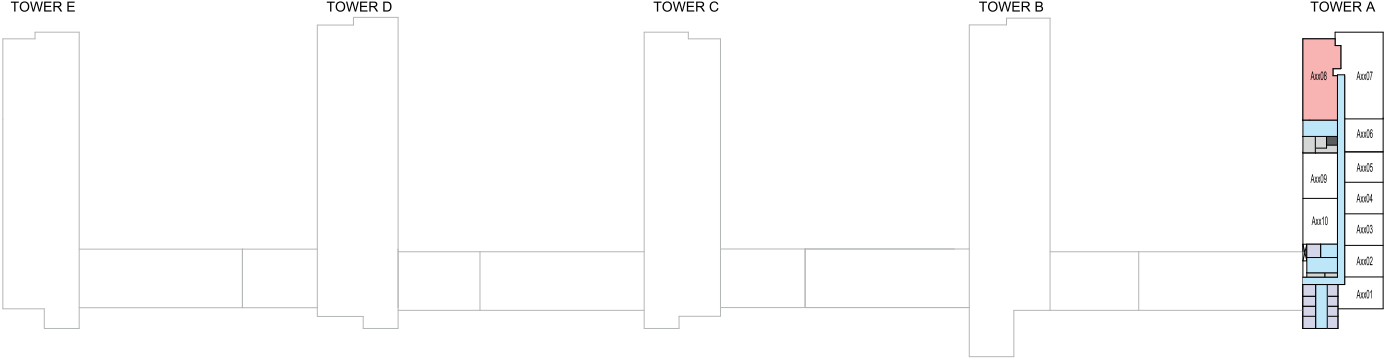
LEVEL 32



LEVEL 33-35



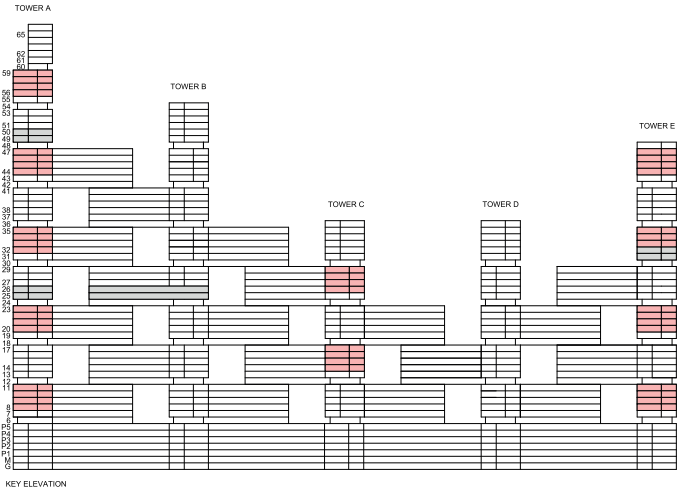
LEVEL 44-47



LEVEL 56-59

3 BEDROOM APARTMENT
TYPE A (with maid room + balcony)

TOTAL SALEABLE AREA
SUITE = 1,642.57 SQ.FT.
BALCONY = 274.54 SQ.FT.
TOTAL = 1,917.11 SQ.FT.



List of unit numbers with this unit plan:

VIEWS

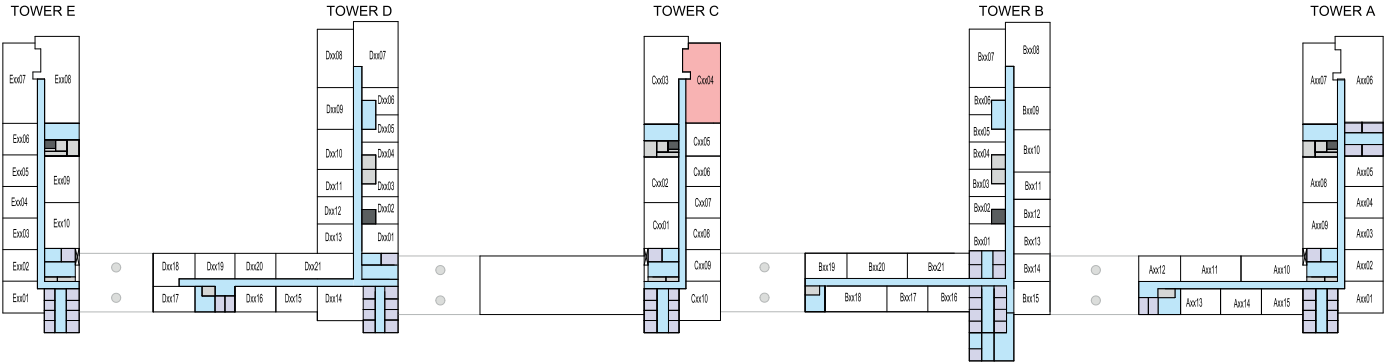
Downtown, Ras Al Khor, Creek, Golf Course, Water body, Amenities
A807, A907, A1007, A1107, A2007, A2107, A2207, A2307, C1403, C1503, C1603, C1703

Downtown, Ras Al Khor, Creek, Golf Course, Water body
A3207, A3307, A3407, A3507, A4407, A4507, A4607, A4707, A5608, A5708, A5808, A5908, C2603, C2703, C2803, C2903, E807, E907, E1007, E1107, E2007, E2107, E2207, E2307, E3307, E3407, E3507, E4407, E4507, E4607, E4707

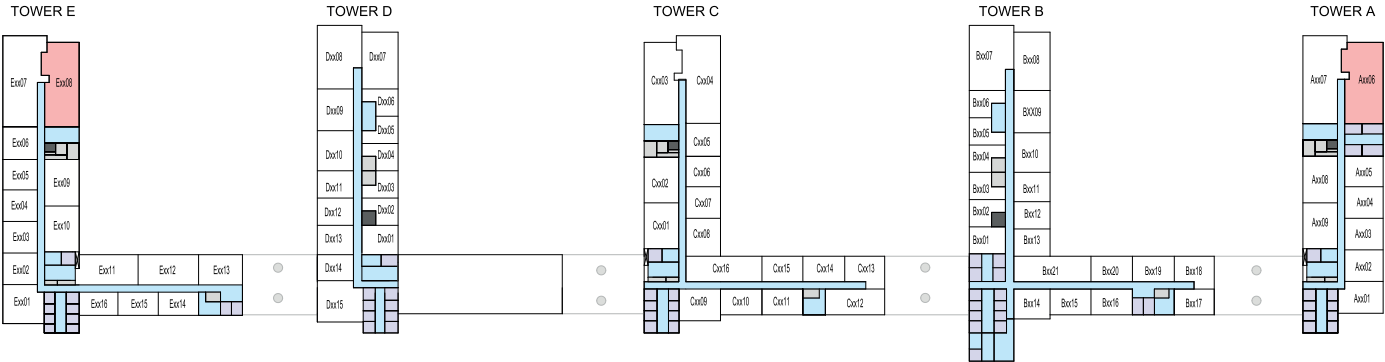
Disclaimer: 1. All dimensions are in metric, measured to wall finishes. 2. All materials, dimensions & drawings are approximate. 3. Information is subject to change without notice, at developer's absolute discretion. 4. Actual area may vary from the stated area. 5. Drawing are not to scale. 6. All images used are for illustrative purpose only and do not represent the actual size, features, specifications, fittings and furnishings. 7. The developer reserves the right to make revisions/ alterations, at its absolute discretion, without any liability whatsoever.

3 BEDROOM APARTMENT
TYPE A (with maid room + balcony) VARIANT 1

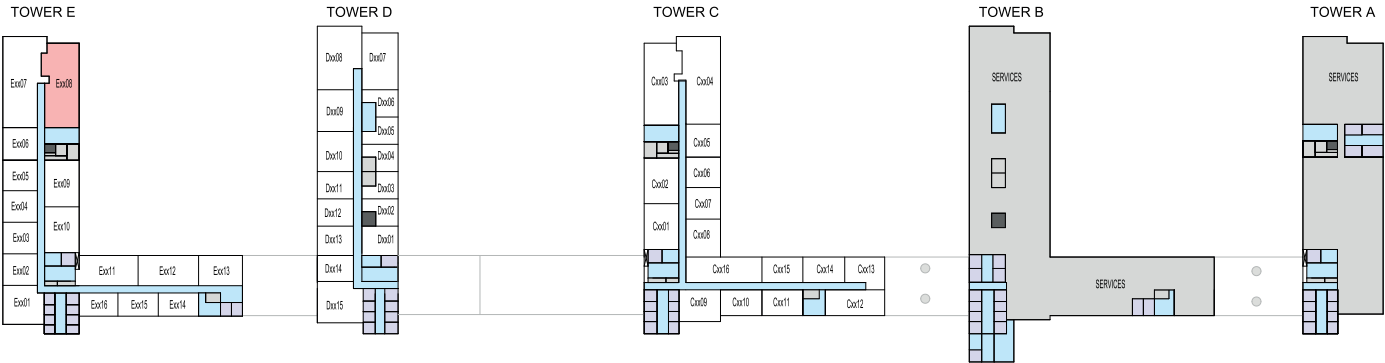
TOTAL SALEABLE AREA
SUITE = 1,642.57 SQ.FT.
BALCONY = 274.54 SQ.FT.
TOTAL = 1,917.11 SQ.FT.



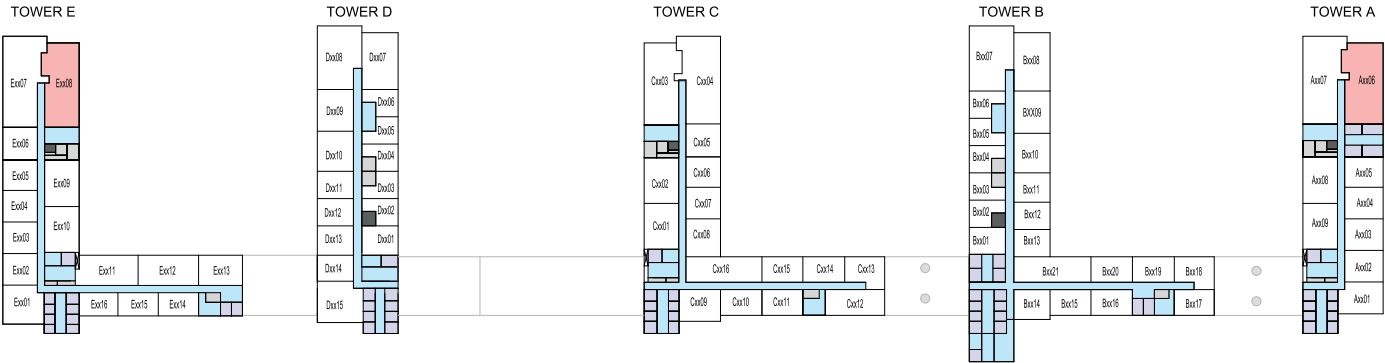
LEVEL 8-11,20-23



LEVEL 14-17



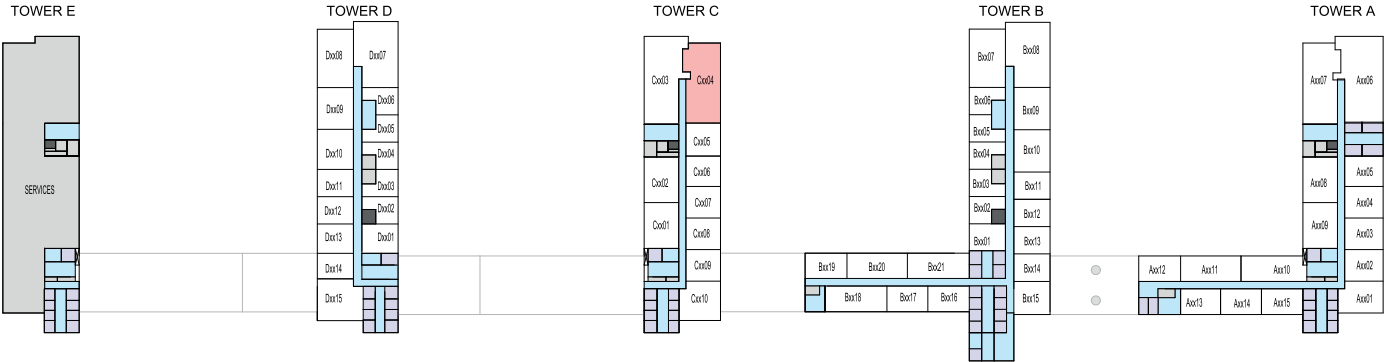
LEVEL 26



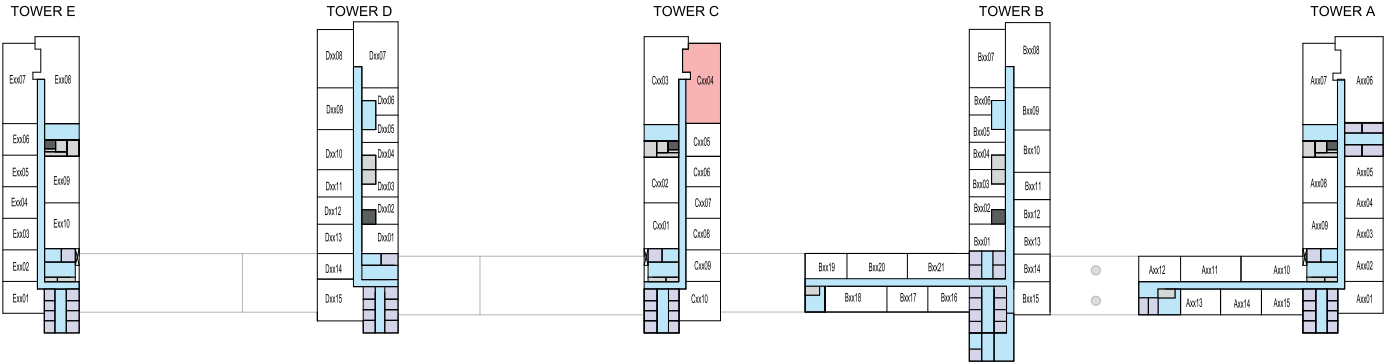
LEVEL 27-29

3 BEDROOM APARTMENT
TYPE A (with maid room + balcony) VARIANT 1

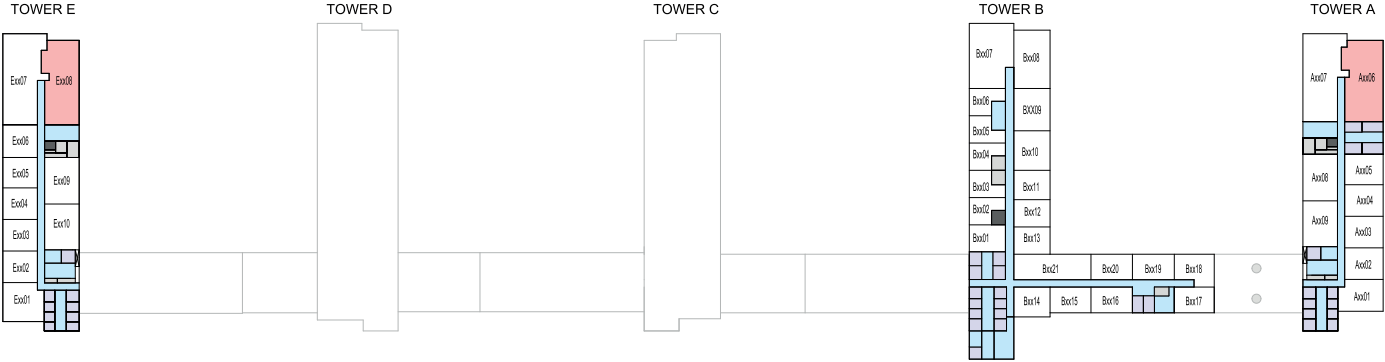
TOTAL SALEABLE AREA
SUITE = 1,642.57 SQ.FT.
BALCONY = 274.54 SQ.FT.
TOTAL = 1,917.11 SQ.FT.



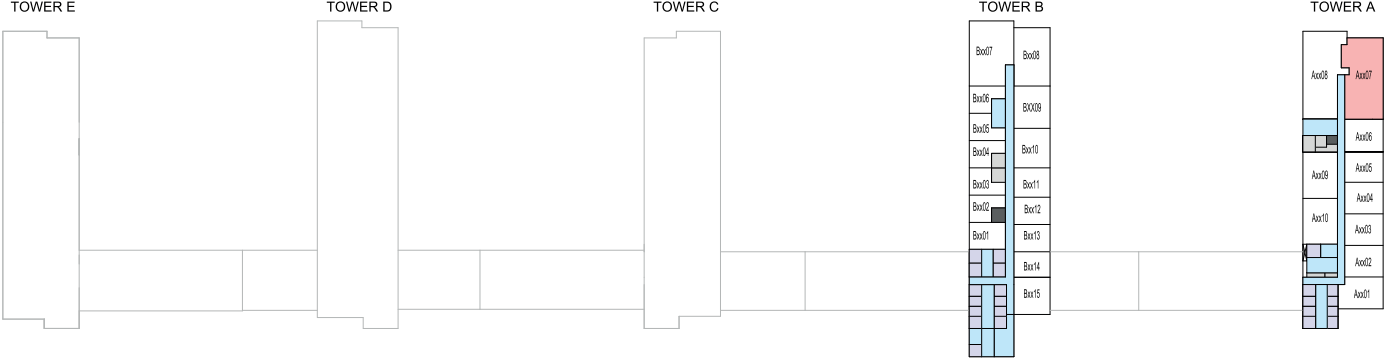
LEVEL 32



LEVEL 33-35



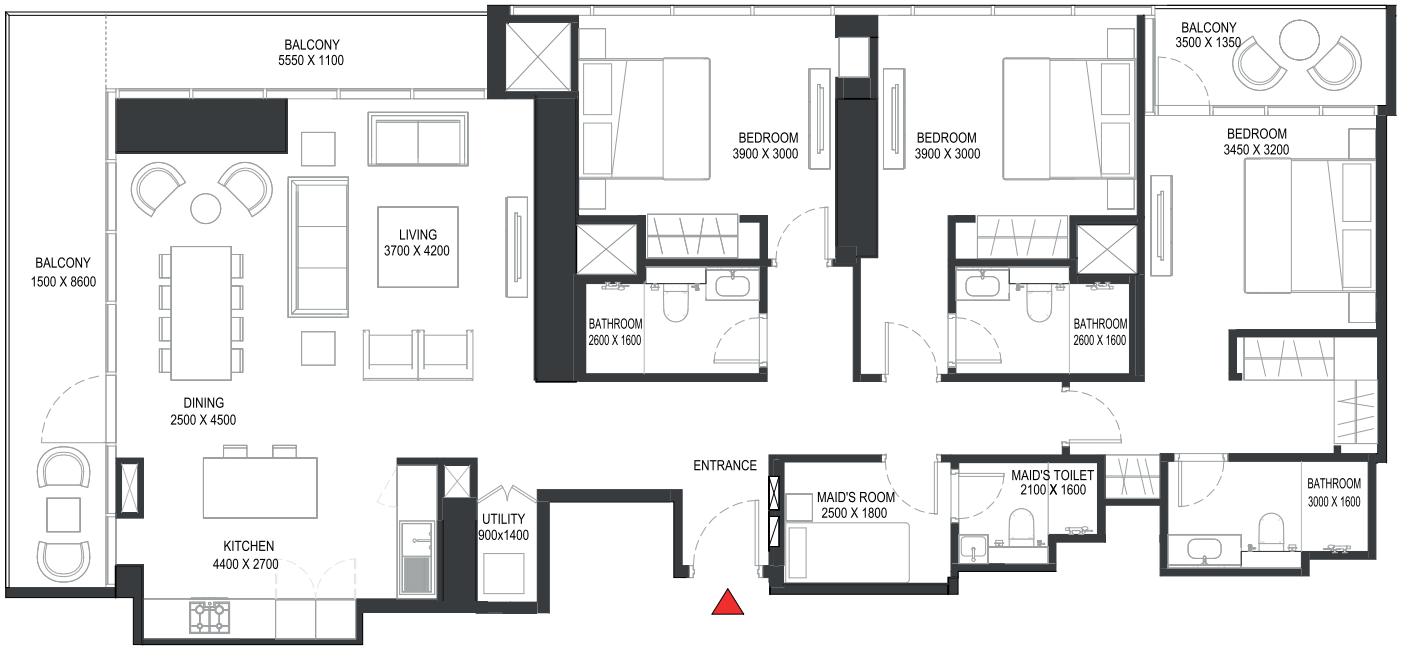
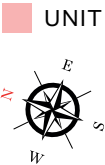
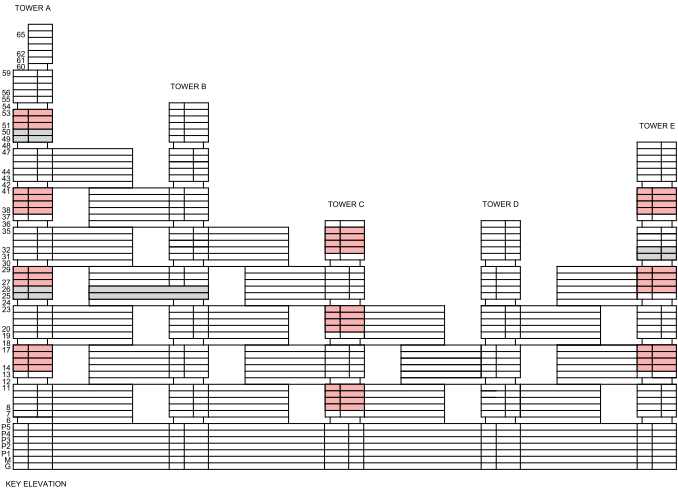
LEVEL 38-41



LEVEL 51-53

3 BEDROOM APARTMENT
TYPE A (with maid room + balcony) VARIANT 1

TOTAL SALEABLE AREA
SUITE = 1,642.57 SQ.FT.
BALCONY = 274.54 SQ.FT.
TOTAL = 1,917.11 SQ.FT.



List of unit numbers with this unit plan:

VIEWS

Ras Al Khor, Creek, Golf Course, Water body
A1406, A1506, A1606, A1706, A2706, A2806, A2906, A3806, A3906, A4006, A4106, A5107, A5207, A5307

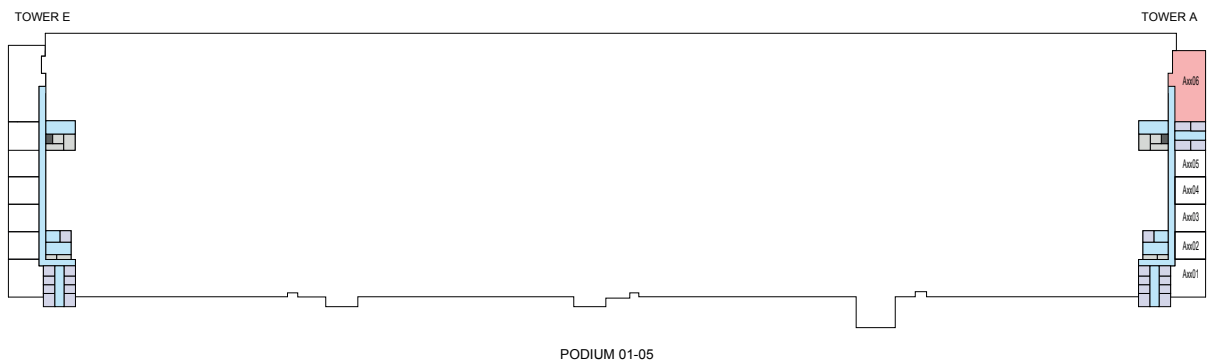
Downtown, Ras Al Khor, Creek, Golf Course, Water body, Amenities
C804, C904, C1004, C1104, C2004, C2104, C2204, C2304, E1408, E1508, E1608, E1708

Downtown, Ras Al Khor, Creek, Golf Course, Water body
C3204, C3304, C3404, C3504, E2608, E2708, E2808, E2908, E3808, E3908, E4008, E4108

Disclaimer: 1. All dimensions are in metric, measured to wall finishes. 2. All materials, dimensions & drawings are approximate. 3. Information is subject to change without notice, at developer's absolute discretion. 4. Actual area may vary from the stated area. 5. Drawing are not to scale. 6. All images used are for illustrative purpose only and do not represent the actual size, features, specifications, fittings and furnishings. 7. The developer reserves the right to make revisions/ alterations, at its absolute discretion, without any liability whatsoever.

3 BEDROOM APARTMENT
TYPE A (with study room, maid room + balcony) VARIANT 2

TOTAL SALEABLE AREA
SUITE = 1,725.67 SQ.FT.
BALCONY = 274.59 SQ.FT.
TOTAL = 2,000.26 SQ.FT.



List of unit numbers with this unit plan:

VIEWS

Clubhouse, Community
A106, A206, A306, A406, A506

Disclaimer: 1. All dimensions are in metric, measured to wall finishes. 2. All materials, dimensions & drawings are approximate. 3. Information is subject to change without notice, at developer's absolute discretion. 4. Actual area may vary from the stated area. 5. Drawing are not to scale. 6. All images used are for illustrative purpose only and do not represent the actual size, features, specifications, fittings and furnishings. 7. The developer reserves the right to make revisions/ alterations, at its absolute discretion, without any liability whatsoever.

3 BEDROOM APARTMENT

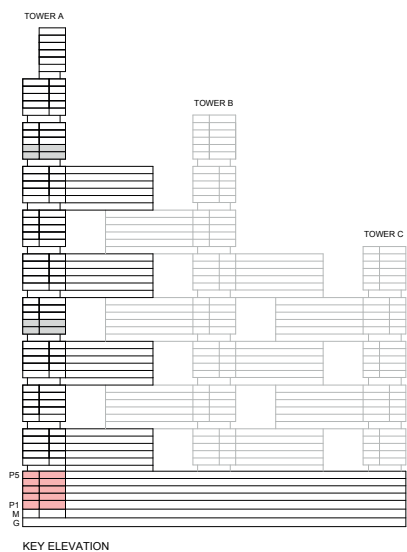
TYPE A (with study room, maid room + balcony) VARIANT 2

TOTAL SALEABLE AREA

SUITE = 1,725.67 SQ.FT.

BALCONY = 274.59 SQ.FT.

TOTAL = 2,000.26 SQ.FT.



List of unit numbers with this unit plan:

IEWS

Clubhouse, Community
A106, A206, A306, A406, A506

Disclaimer: 1. All dimensions are in metric, measured to wall finishes. 2. All materials, dimensions & drawings are approximate. 3. Information is subject to change without notice, at developer's absolute discretion. 4. Actual area may vary from the stated area. 5. Drawing are not to scale. 6. All images used are for illustrative purpose only and do not represent the actual size, features, specifications, fittings and furnishings. 7. The developer reserves the right to make revisions/ alterations, at its absolute discretion, without any liability whatsoever.

3 BEDROOM APARTMENT

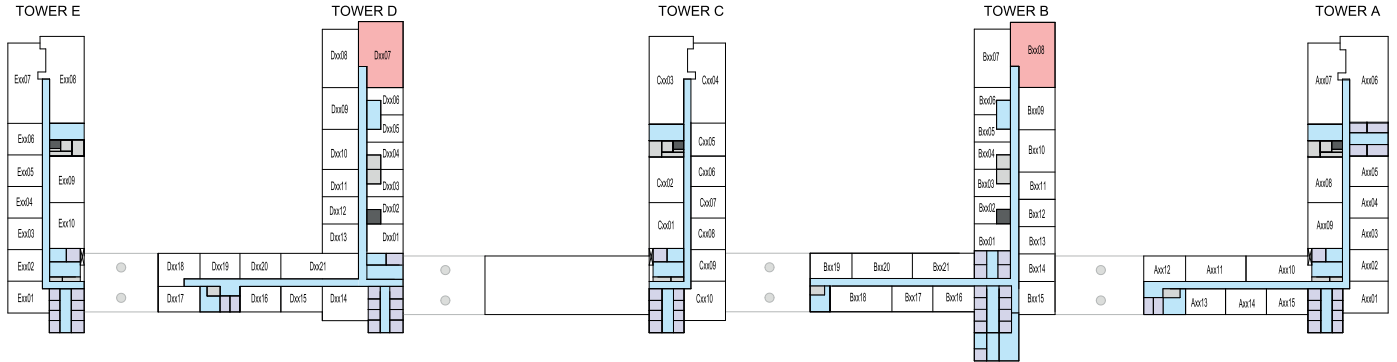
TYPE B (with maid room + balcony)

TOTAL SALEABLE AREA

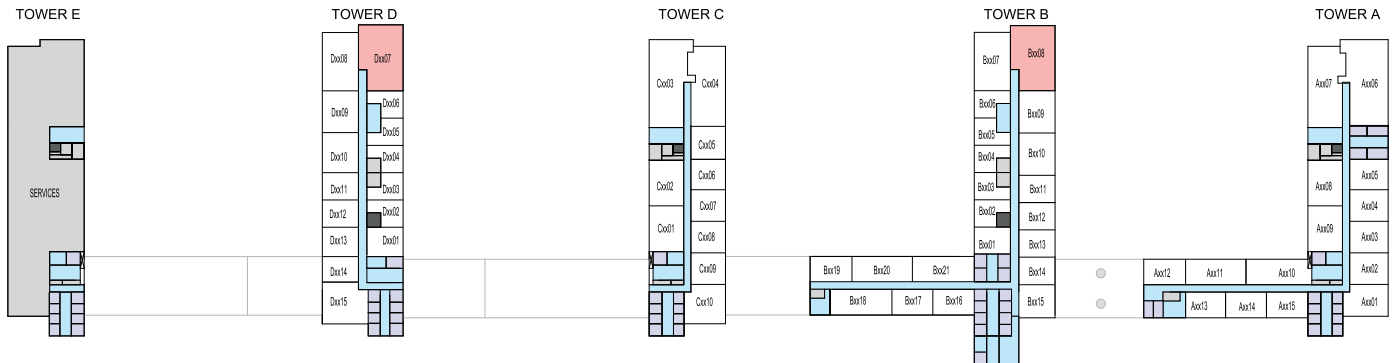
SUITE = 1,515.13 SQ.FT.

BALCONY RANGE = 125.13 - 125.18 SQ.FT.

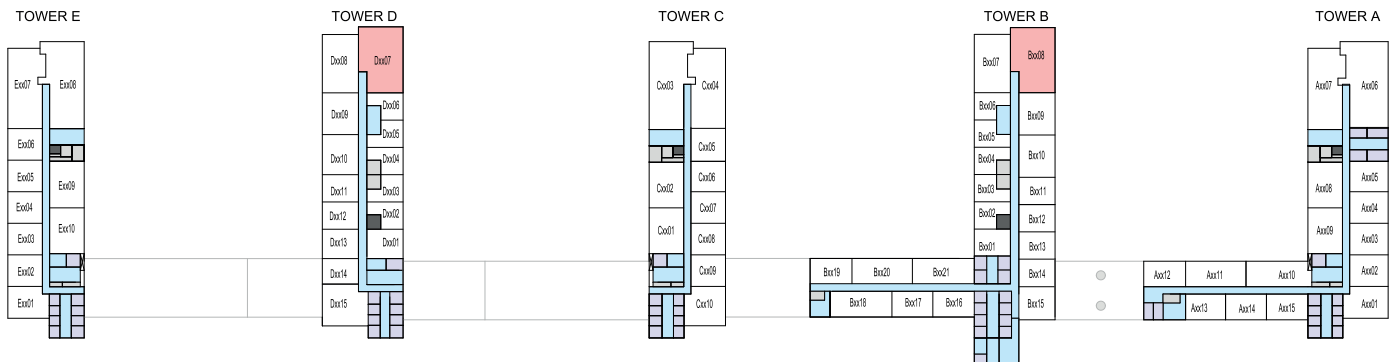
TOTAL RANGE = 1,640.26 - 1,640.31 SQ.FT.



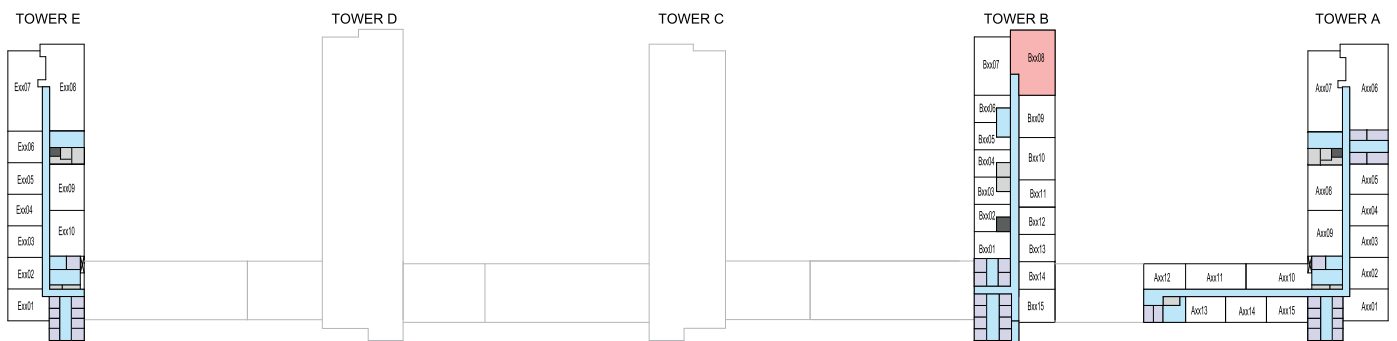
LEVEL 8-11,20-23



LEVEL 32



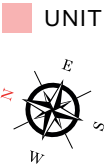
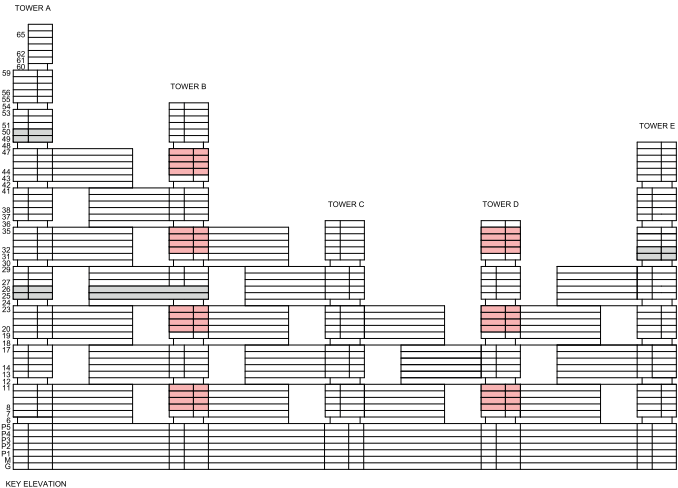
LEVEL 33-35



LEVEL 44-47

3 BEDROOM APARTMENT
TYPE B (with maid room + balcony)

TOTAL SALEABLE AREA
SUITE = 1,515.13 SQ.FT.
BALCONY RANGE = 125.13 - 125.18 SQ.FT.
TOTAL RANGE = 1,640.26 - 1,640.31 SQ.FT.



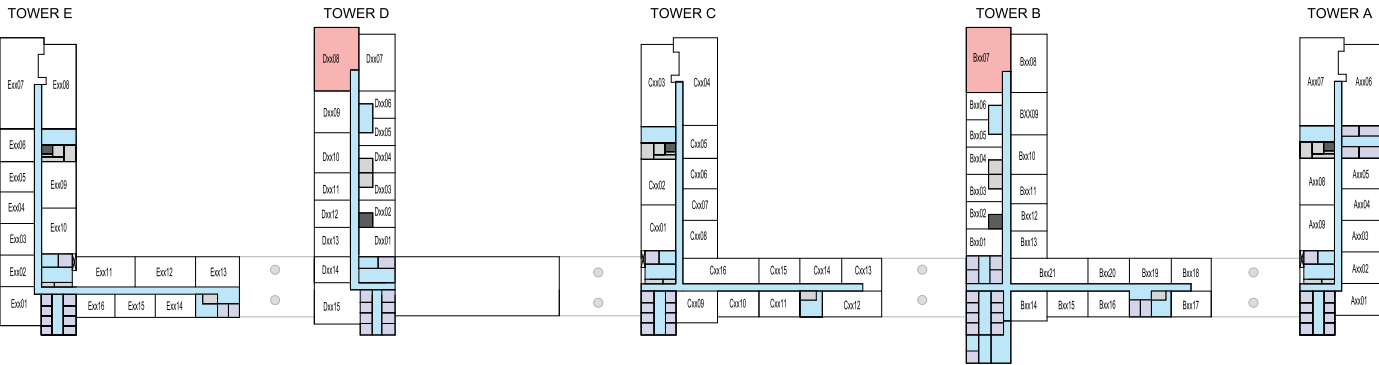
List of unit numbers with this unit plan:

VEWS

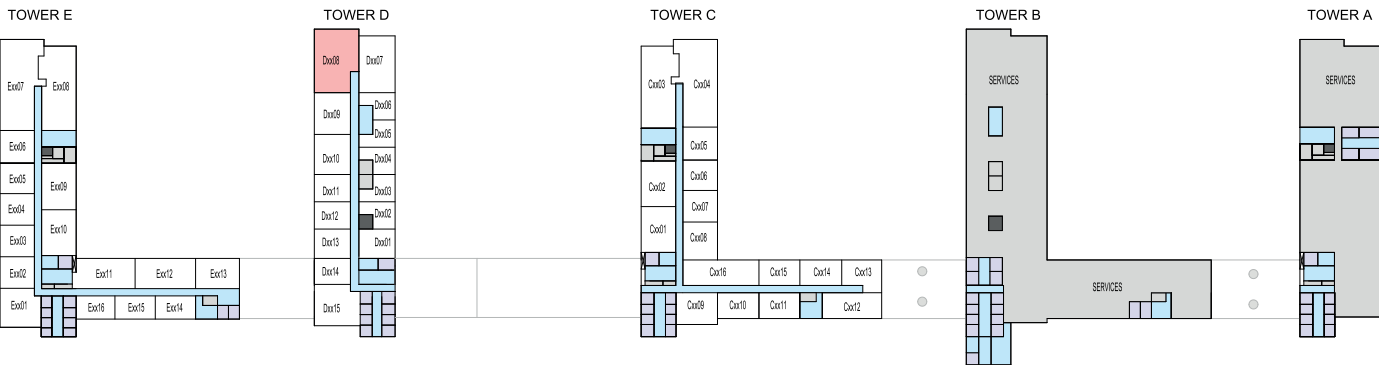
- Downtown, Ras Al Khor, Creek, Golf Course, Water body, Amenities**
B808, B908, B1008, B1108, B2008, B2108, B2208, B2308, D807, D907, D1007, D1107, D2007, D2107, D2207, D2307
- Downtown, Ras Al Khor, Creek, Golf Course, Water body**
B3208, B3308, B3408, B3508, D3207, D3307, D3407, D3507
- Downtown, Ras Al Khor, Golf Course, Creek**
B4408, B4508, B4608, B4708

3 BEDROOM APARTMENT
TYPE B (with maid room + balcony) VARIANT 1

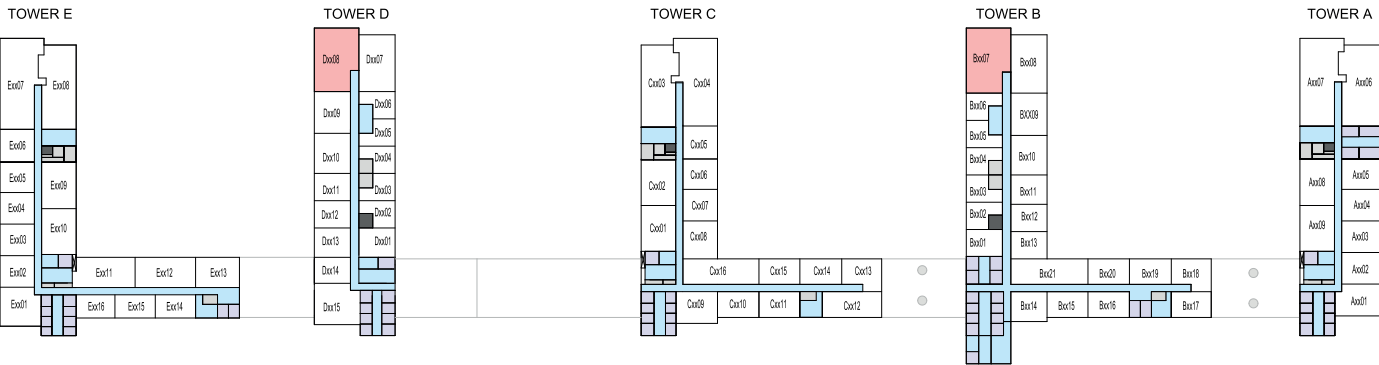
TOTAL SALEABLE AREA
SUITE = 1,515.13 SQ.FT.
BALCONY RANGE = 125.13 - 125.18 SQ.FT.
TOTAL RANGE = 1,640.26 - 1,640.31 SQ.FT.



LEVEL 14-17



LEVEL 26

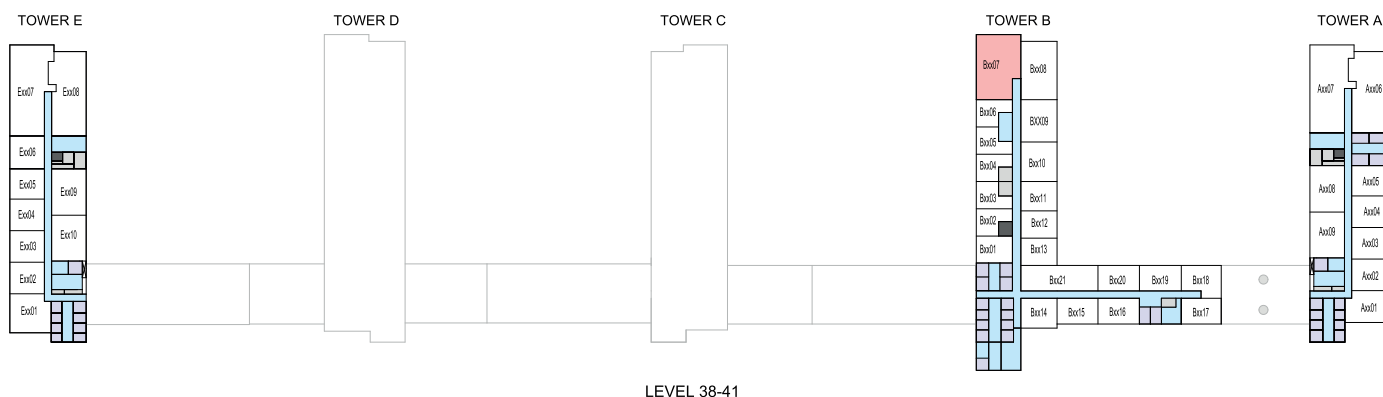


LEVEL 27-29

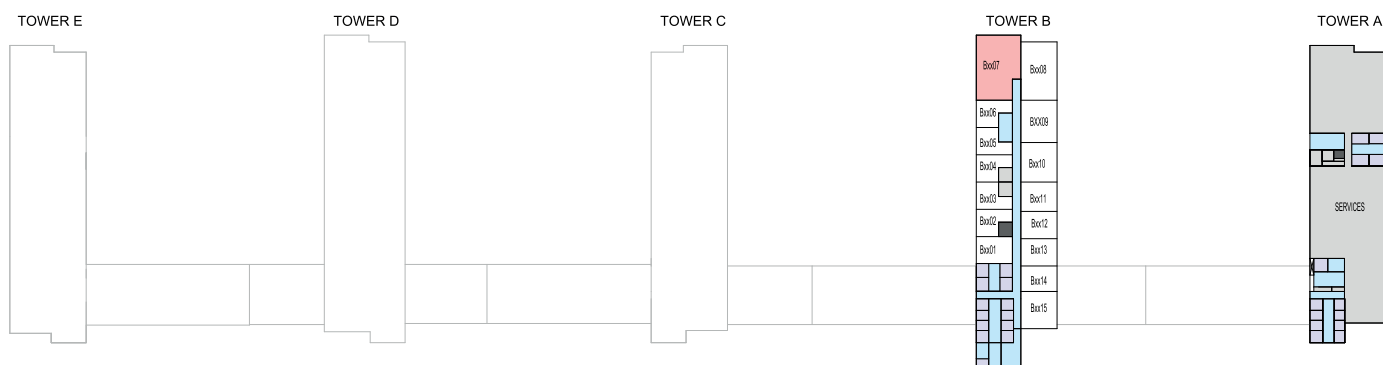
Disclaimer: 1. All dimensions are in metric, measured to wall finishes. 2. All materials, dimensions & drawings are approximate. 3. Information is subject to change without notice, at developer's absolute discretion. 4. Actual area may vary from the stated area. 5. Drawing are not to scale. 6. All images used are for illustrative purpose only and do not represent the actual size, features, specifications, fittings and furnishings. 7. The developer reserves the right to make revisions/ alterations, at its absolute discretion, without any liability whatsoever.

TYPE B (with maid room + balcony) VARIANT 1

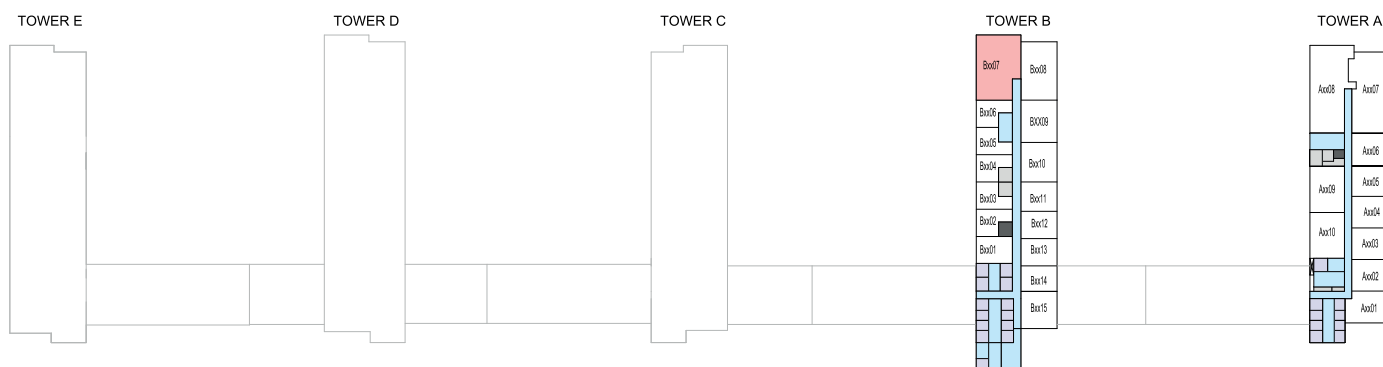
TOTAL RANGE = 1,640.26 - 1,640.31 SQ.FT.



LEVEL 38-41



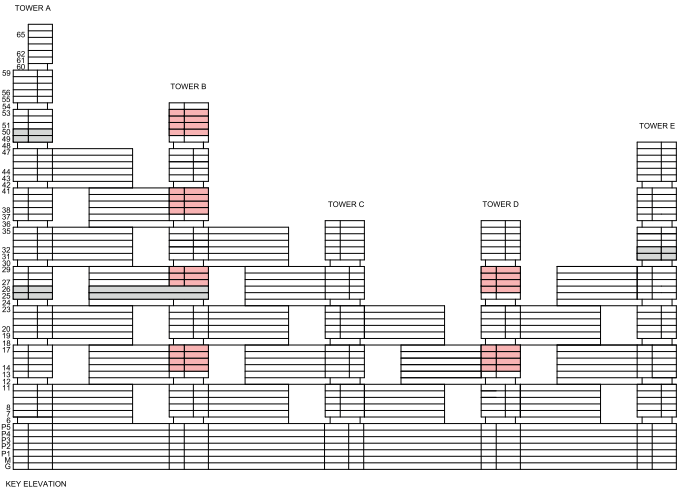
LEVEL 50



LEVEL 51-53

3 BEDROOM APARTMENT
TYPE B (with maid room + balcony) VARIANT 1

TOTAL SALEABLE AREA
SUITE = 1,515.13 SQ.FT.
BALCONY RANGE = 125.13 - 125.18 SQ.FT.
TOTAL RANGE = 1,640.26 - 1,640.31 SQ.FT.



List of unit numbers with this unit plan:

VIEWS

Downtown, Ras Al Khor, Creek, Golf Course, Water body, Amenities
B1407, B1507, B1607, B1707, D1408, D1508, D1608, D1708

Downtown, Ras Al Khor, Creek, Golf Course, Water body
B2707, B2807, B2907, D2608, D2708, D2808, D2908

Downtown, Ras Al Khor, Golf Course, Creek
B3807, B3907, B4007, B4107, B5007, B5107, B5207, B5307

Disclaimer: 1. All dimensions are in metric, measured to wall finishes. 2. All materials, dimensions & drawings are approximate. 3. Information is subject to change without notice, at developer's absolute discretion. 4. Actual area may vary from the stated area. 5. Drawing are not to scale. 6. All images used are for illustrative purpose only and do not represent the actual size, features, specifications, fittings and furnishings. 7. The developer reserves the right to make revisions/ alterations, at its absolute discretion, without any liability whatsoever.

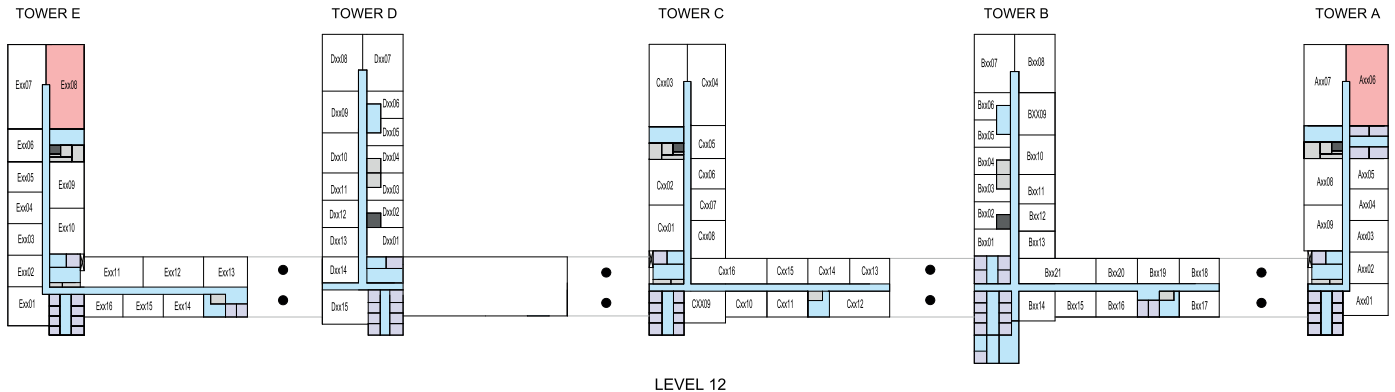
TYPE C (with store room and maid room + yard)

TOTAL SALEABLE AREA

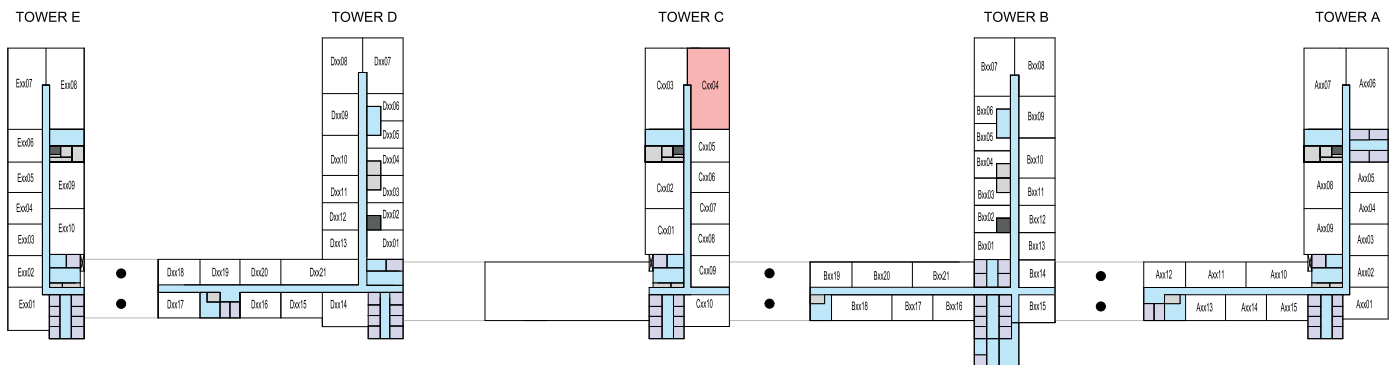
SUITE = 1,708.66 SQ.FT.

BALCONY = 536.03 - 782.88 SQ.FT.

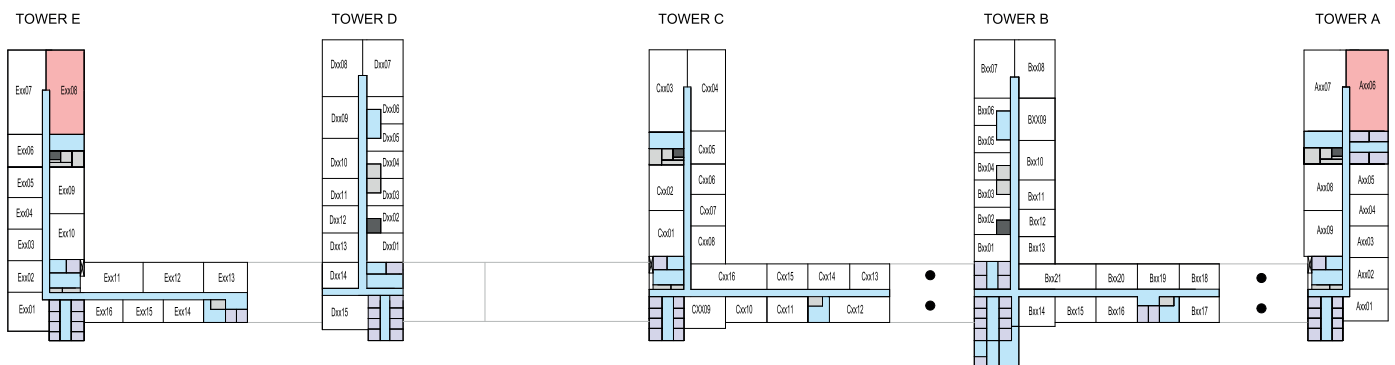
TOTAL = 2244.69 - 2,491.54 SQ.FT.



LEVEL 12



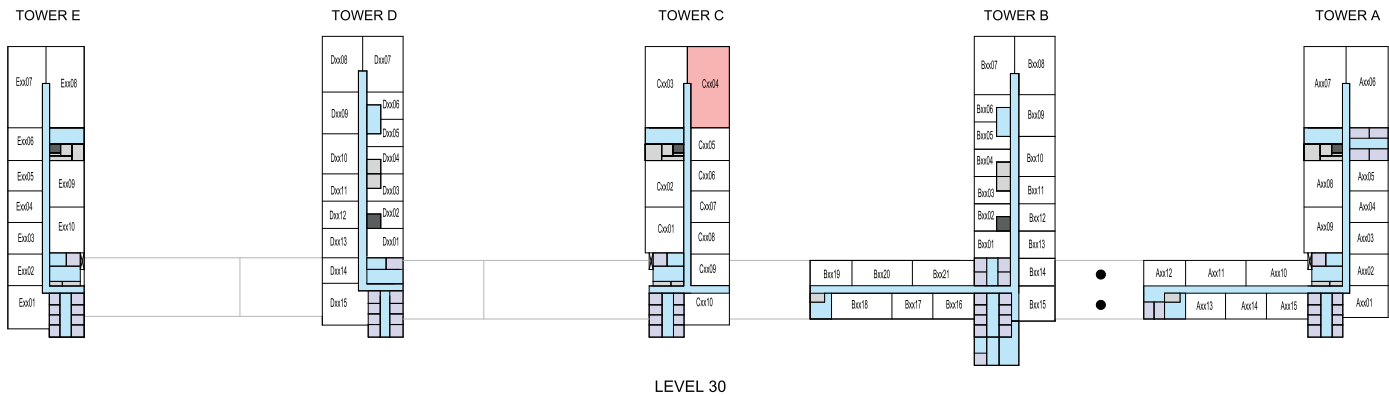
LEVEL 18



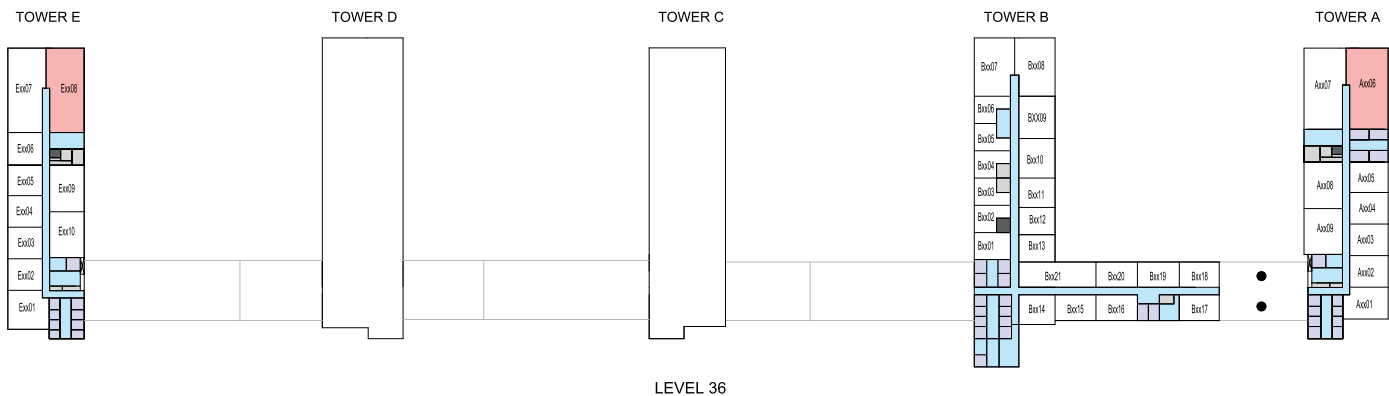
LEVEL 24

3 BEDROOM APARTMENT
TYPE C (with store room and maid room + yard)

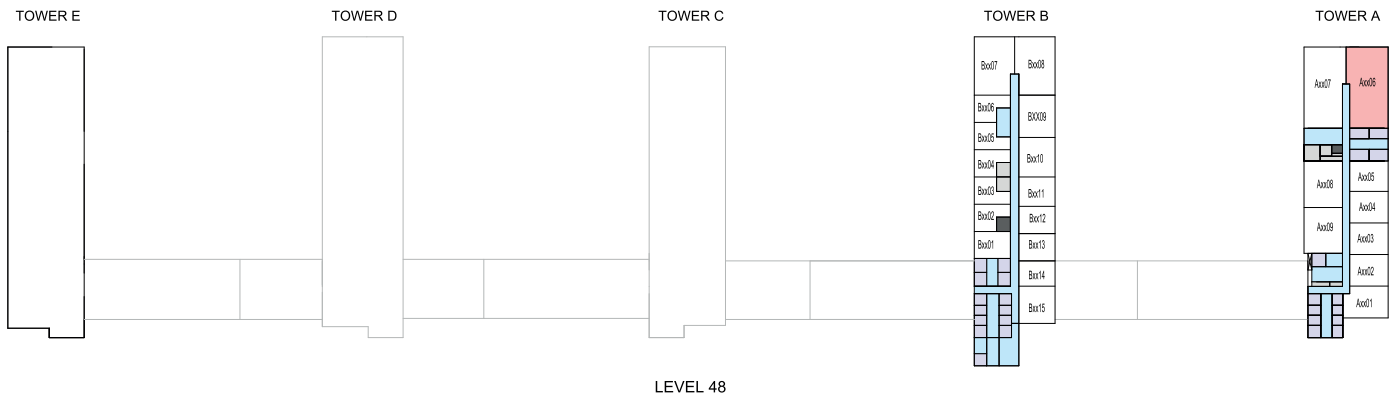
TOTAL SALEABLE AREA
SUITE = 1,708.66 SQ.FT.
BALCONY = 536.03 - 782.88 SQ.FT.
TOTAL = 2244.69 - 2,491.54 SQ.FT.



LEVEL 30



LEVEL 36



LEVEL 48

Disclaimer: 1. All dimensions are in metric, measured to wall finishes. 2. All materials, dimensions & drawings are approximate. 3. Information is subject to change without notice, at developer's absolute discretion. 4. Actual area may vary from the stated area. 5. Drawing are not to scale. 6. All images used are for illustrative purpose only and do not represent the actual size, features, specifications, fittings and furnishings. 7. The developer reserves the right to make revisions/ alterations, at its absolute discretion, without any liability whatsoever.

3 BEDROOM APARTMENT

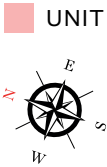
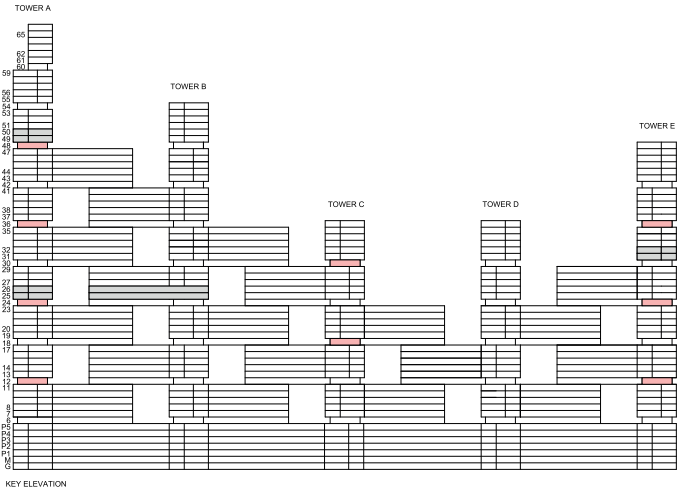
TYPE C (with store room and maid room + yard)

TOTAL SALEABLE AREA

SUITE = 1,708.66 SQ.FT.

BALCONY = 536.03 - 782.88 SQ.FT.

TOTAL = 2244.69 - 2,491.54 SQ.FT.



List of unit numbers with this unit plan:

VIEWS

Downtown, Ras Al Khor, Creek, Golf Course, Water body
A1206, A2406, A3606, A4806, C3004, E3608

Downtown, Ras Al Khor, Creek, Golf Course, Water body, Amenities
C1804, E1208, E2408

3 BEDROOM APARTMENT

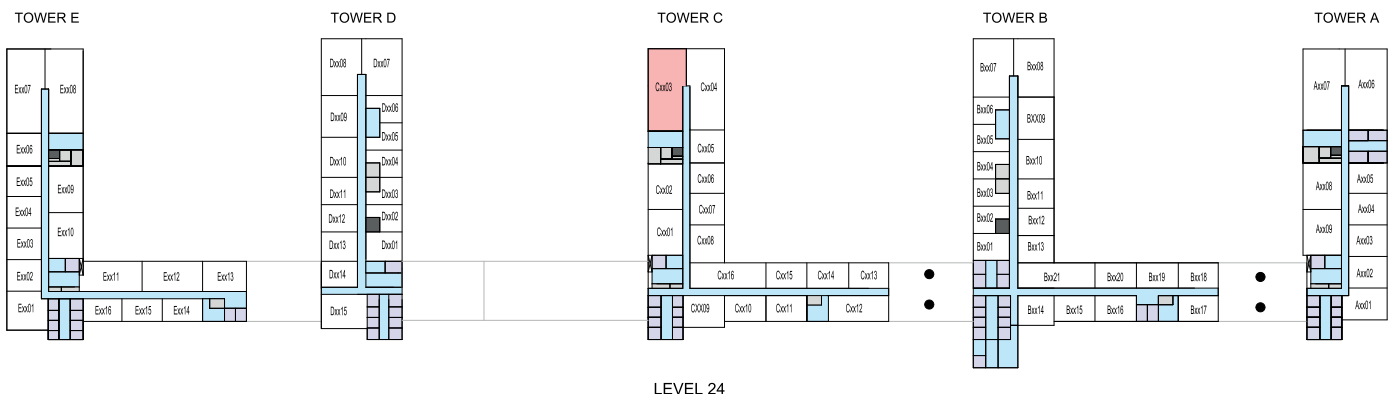
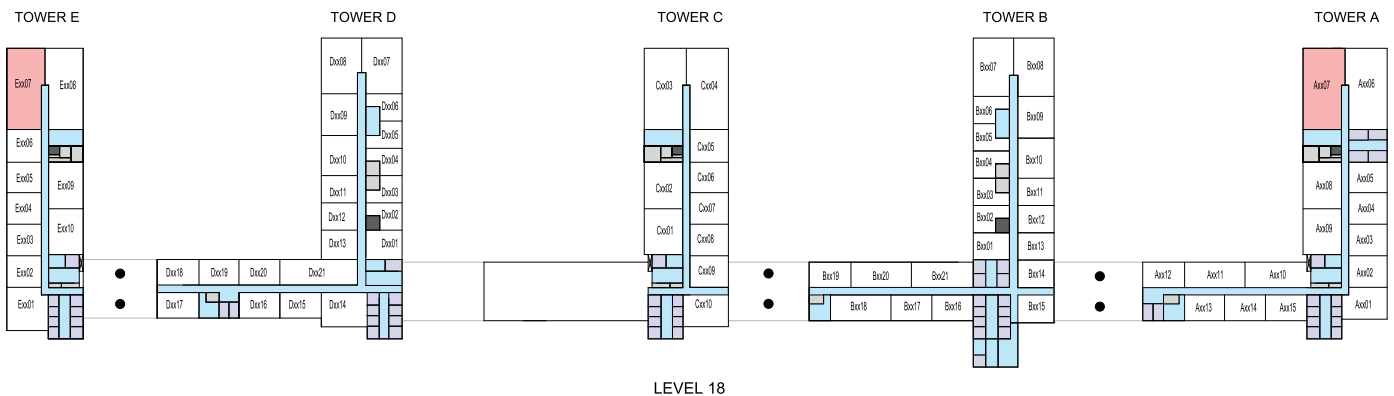
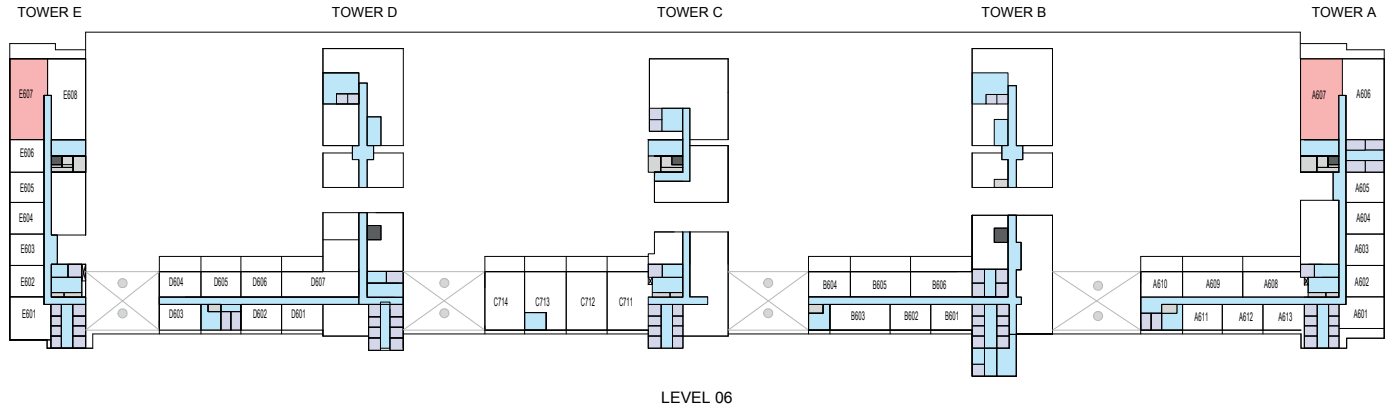
TYPE C (with store room and maid room + yard) VARIANT 1

TOTAL SALEABLE AREA

SUITE = 1,708.66 SQ.FT.

BALCONY = 782.86 - 782.88 SQ.FT.

TOTAL = 2491.52 - 2,491.54 SQ.FT.

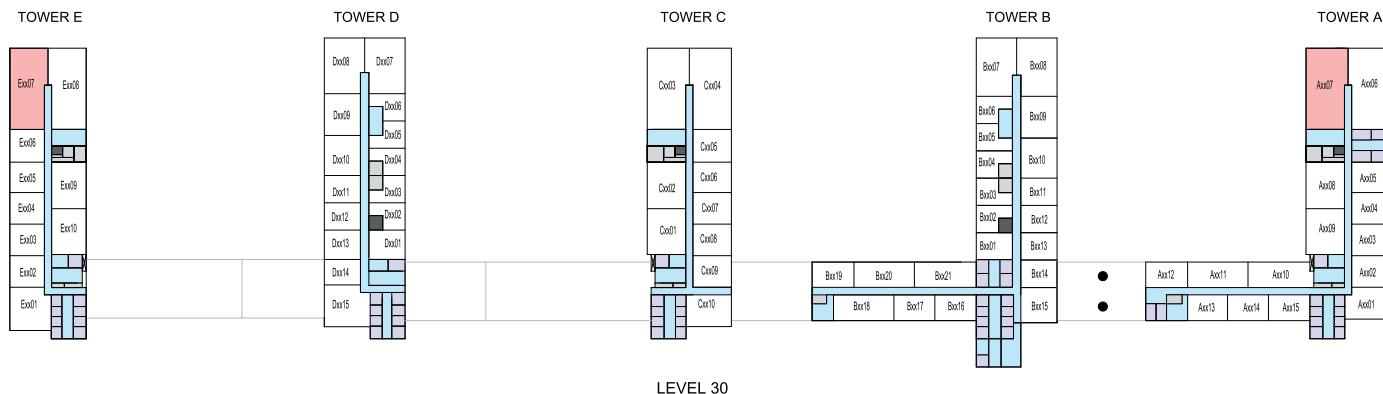


TYPE C (with store room and maid room + yard) VARIANT 1

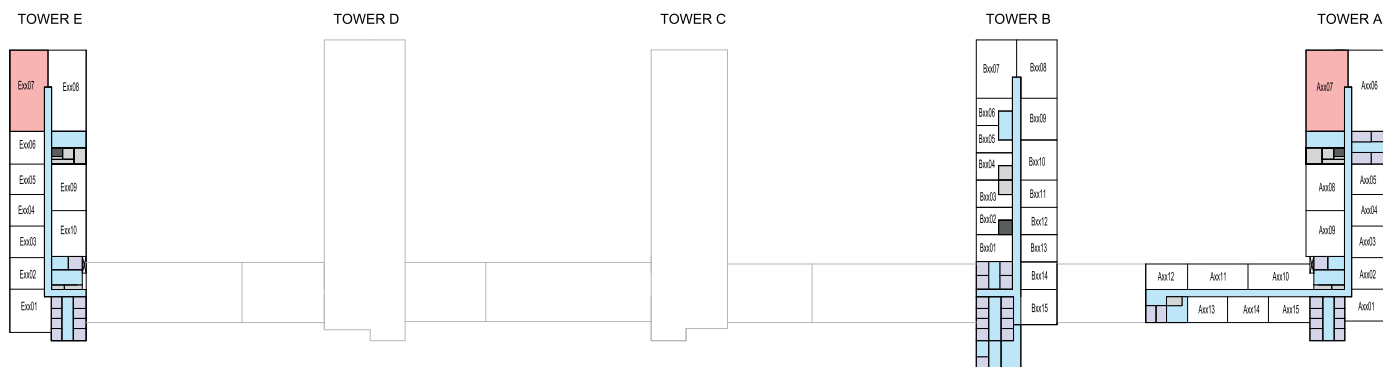
SUITE = 1,708.66 SQ.FT.

BALCONY = 782.86 - 782.88 SQ.FT.

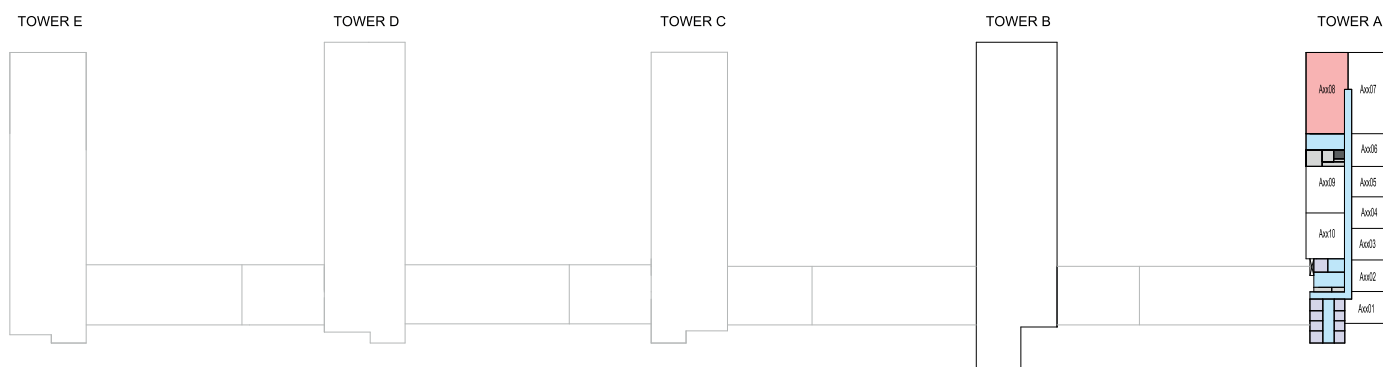
TOTAL = 2491.52 - 2,491.54 SQ.FT.



LEVEL 30



LEVEL 42



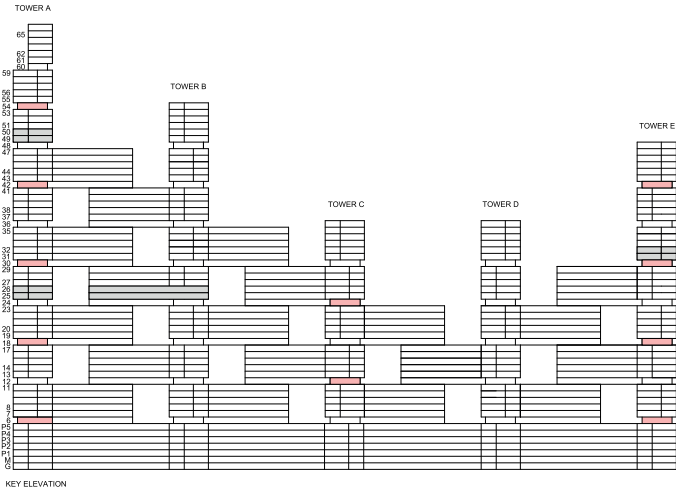
LEVEL 54

3 BEDROOM APARTMENT

TYPE C (with store room and maid room + yard) VARIANT 1

TOTAL SALEABLE AREA

SUITE RANGE = 1,708.66 - 1,711.57 SQ.FT.
BALCONY RANGE = 782.86 - 783.29 SQ.FT.
TOTAL RANGE = 2491.52 - 2,494.86 SQ.FT.



List of unit numbers with this unit plan:

VIEWS

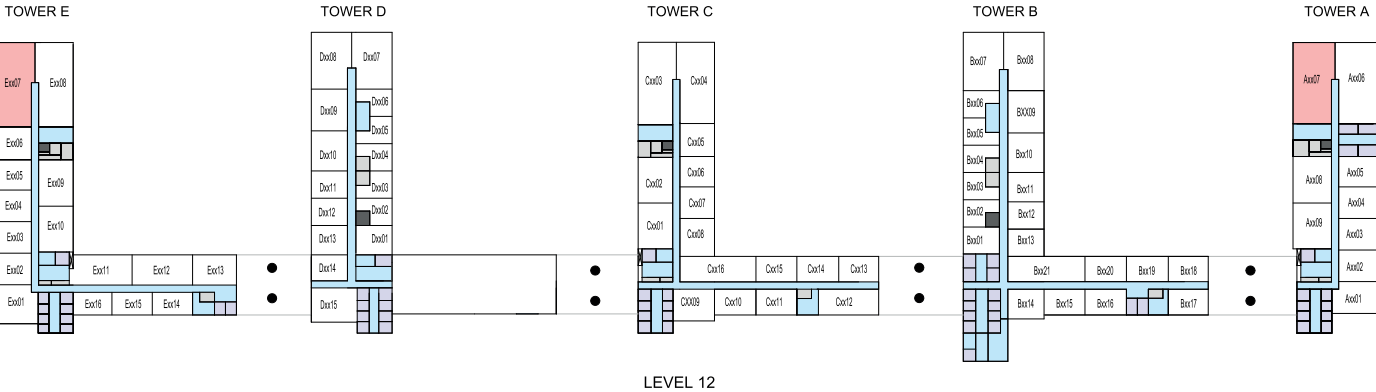
Community
A607, E607

Downtown, Ras Al Khor, Creek, Golf Course, Water body, Amenities
A1807, C1203, C2403

Downtown, Ras Al Khor, Creek, Golf Course, Water body
A3007, A4207, A5408, E1807, E3007, E4207

3 BEDROOM APARTMENT
TYPE D (with store room and maid room + yard)

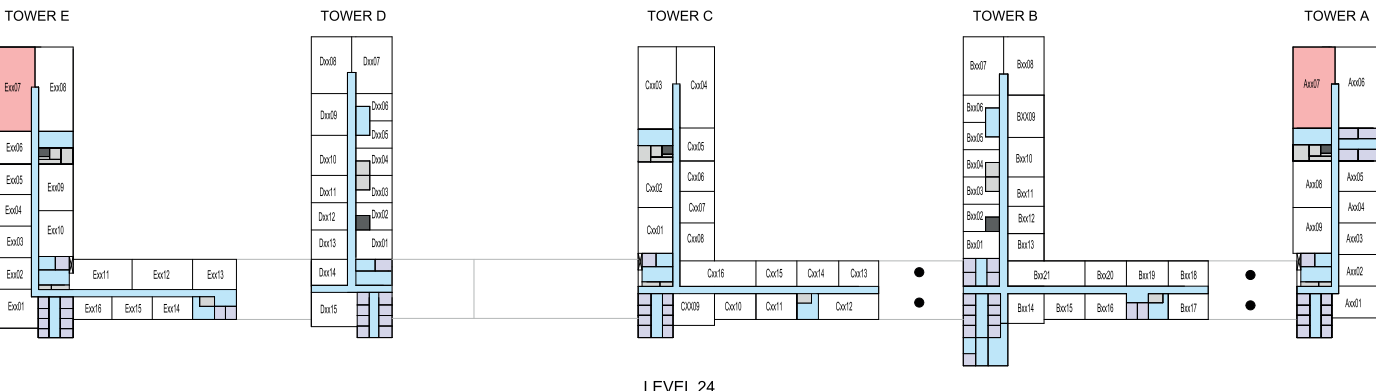
TOTAL SALEABLE AREA
SUITE = 1,708.66 SQ.FT.
BALCONY RANGE = 536.03 - 782.88 SQ.FT.
TOTAL RANGE = 2,244.69 - 2491.54 SQ.FT.



LEVEL 12



LEVEL 18



LEVEL 24

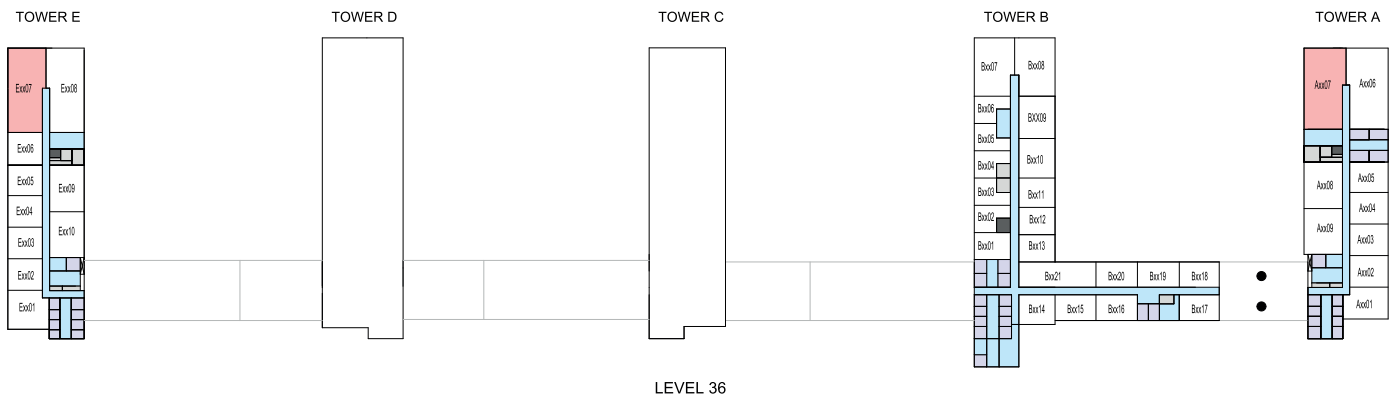
Disclaimer: 1. All dimensions are in metric, measured to wall finishes. 2. All materials, dimensions & drawings are approximate. 3. Information is subject to change without notice, at developer's absolute discretion. 4. Actual area may vary from the stated area. 5. Drawing are not to scale. 6. All images used are for illustrative purpose only and do not represent the actual size, features, specifications, fittings and furnishings. 7. The developer reserves the right to make revisions/ alterations, at its absolute discretion, without any liability whatsoever.

3 BEDROOM APARTMENT
TYPE D (with store room and maid room + yard)

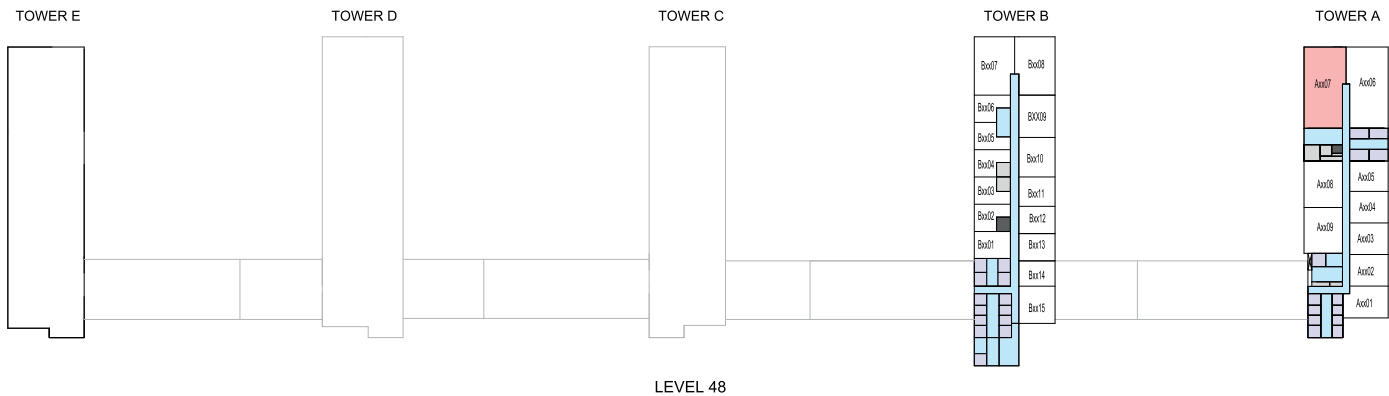
TOTAL SALEABLE AREA
SUITE = 1,708.66 SQ.FT.
BALCONY RANGE = 536.03 - 782.88 SQ.FT.
TOTAL RANGE = 2,244.69 - 2491.54 SQ.FT.



LEVEL 30



LEVEL 36



LEVEL 48

Disclaimer: 1. All dimensions are in metric, measured to wall finishes. 2. All materials, dimensions & drawings are approximate. 3. Information is subject to change without notice, at developer's absolute discretion. 4. Actual area may vary from the stated area. 5. Drawing are not to scale. 6. All images used are for illustrative purpose only and do not represent the actual size, features, specifications, fittings and furnishings. 7. The developer reserves the right to make revisions/ alterations, at its absolute discretion, without any liability whatsoever.

3 BEDROOM APARTMENT

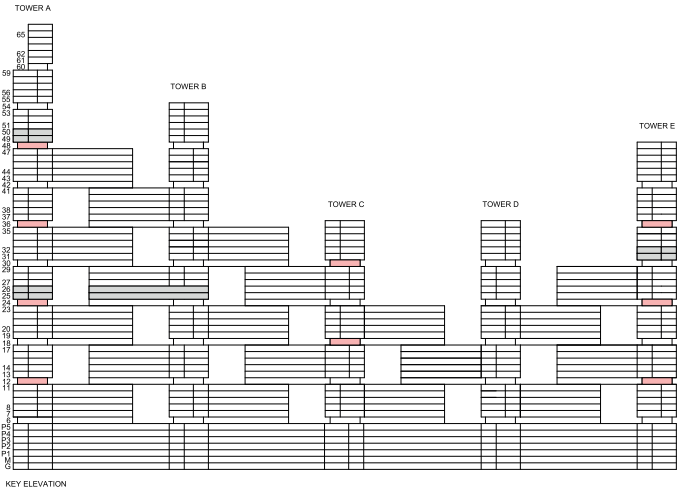
TYPE D (with store room and maid room + yard)

TOTAL SALEABLE AREA

SUITE = 1,708.66 SQ.FT.

BALCONY RANGE = 536.03 - 782.88 SQ.FT.

TOTAL RANGE = 2,244.69 - 2491.54 SQ.FT.



List of unit numbers with this unit plan:

VIEWS

Downtown, Ras Al Khor, Creek, Golf Course, Water body, Amenities
A1207, A2407, C1803

Downtown, Ras Al Khor, Creek, Golf Course, Water body
A3607, A4807, C3003, E1207, E2407, E3607

Disclaimer: 1. All dimensions are in metric, measured to wall finishes. 2. All materials, dimensions & drawings are approximate. 3. Information is subject to change without notice, at developer's absolute discretion. 4. Actual area may vary from the stated area. 5. Drawing are not to scale. 6. All images used are for illustrative purpose only and do not represent the actual size, features, specifications, fittings and furnishings. 7. The developer reserves the right to make revisions/ alterations, at its absolute discretion, without any liability whatsoever.

3 BEDROOM APARTMENT

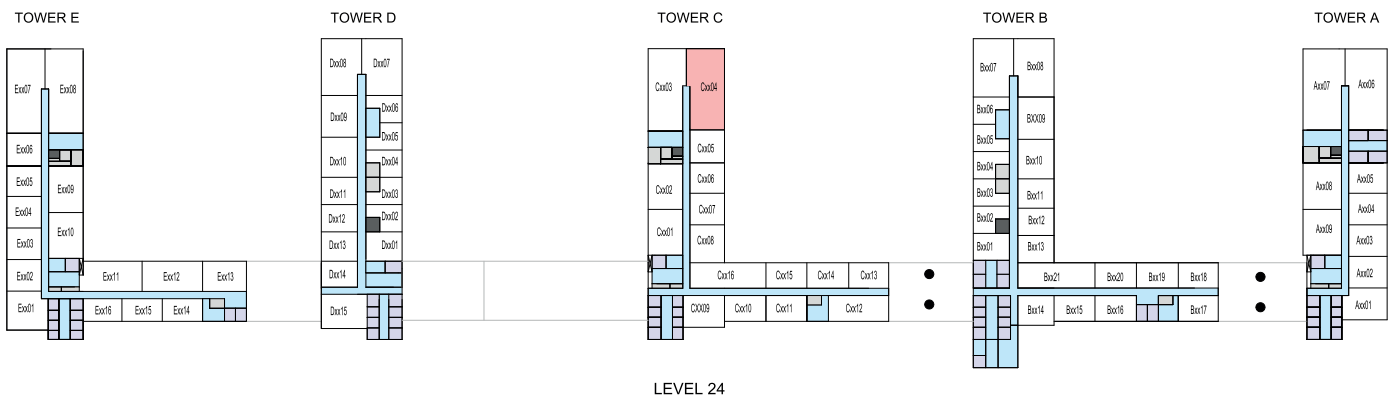
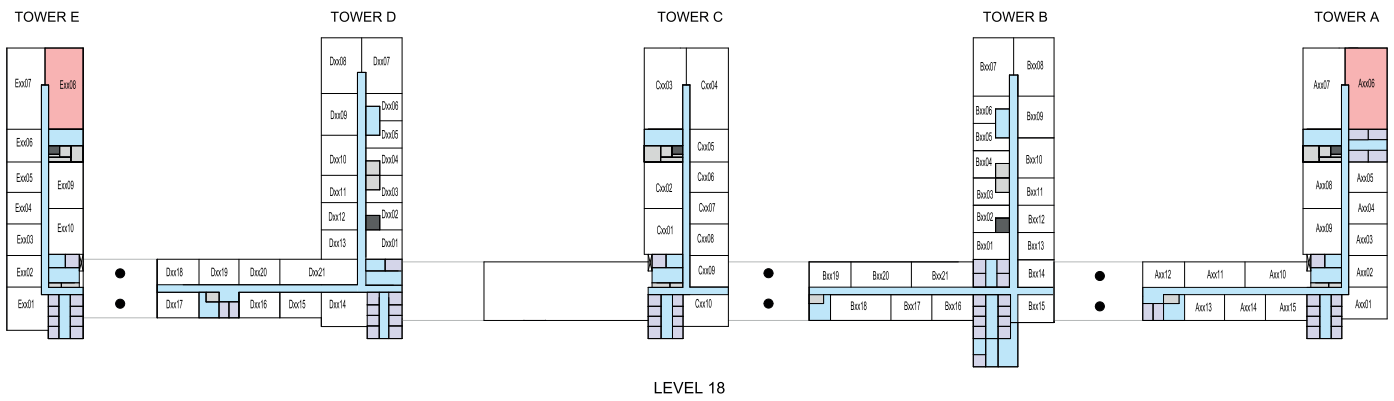
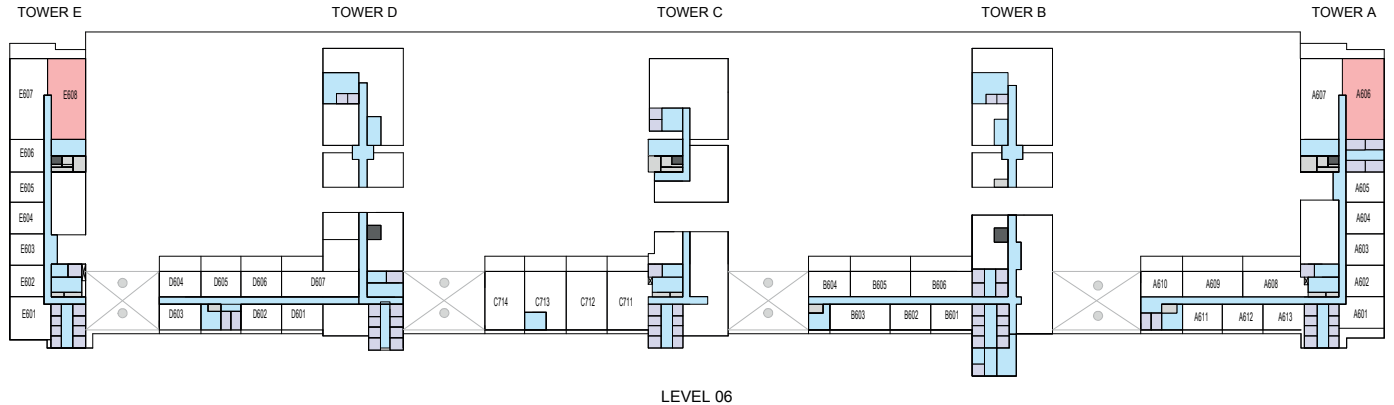
TYPE D (with store room and maid room + yard) VARIANT 1

TOTAL SALEABLE AREA

SUITE RANGE = 1,708.66 - 1,710.28 SQ.FT.

YARD RANGE = 536.03 - 561.23 SQ.FT.

TOTAL RANGE = 2,244.69 - 2,271.51 SQ.FT.



3 BEDROOM APARTMENT

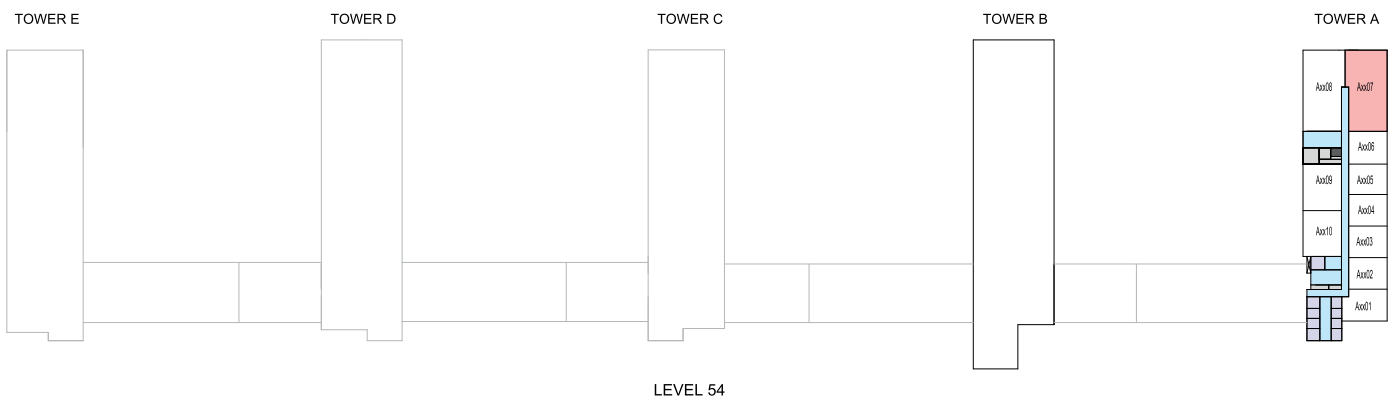
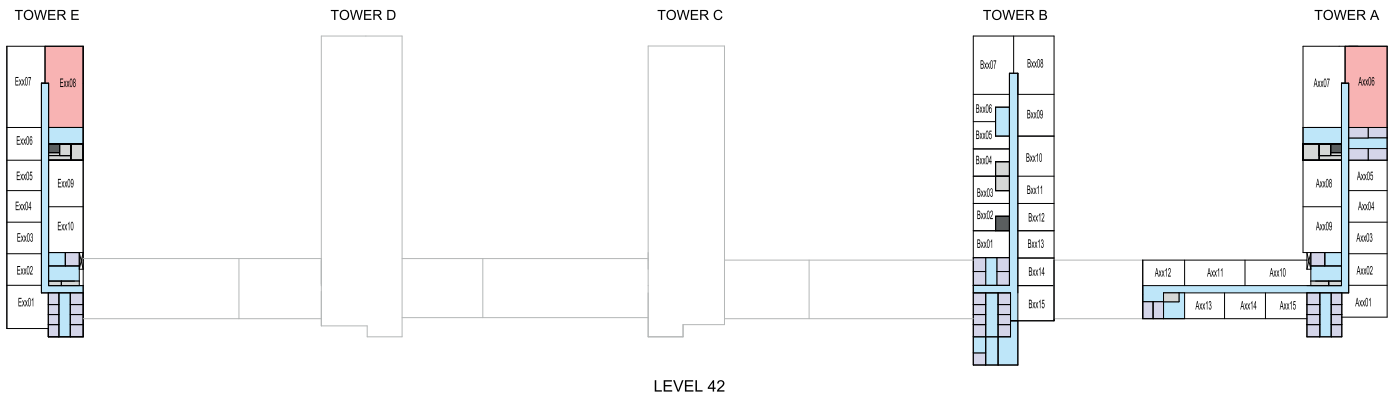
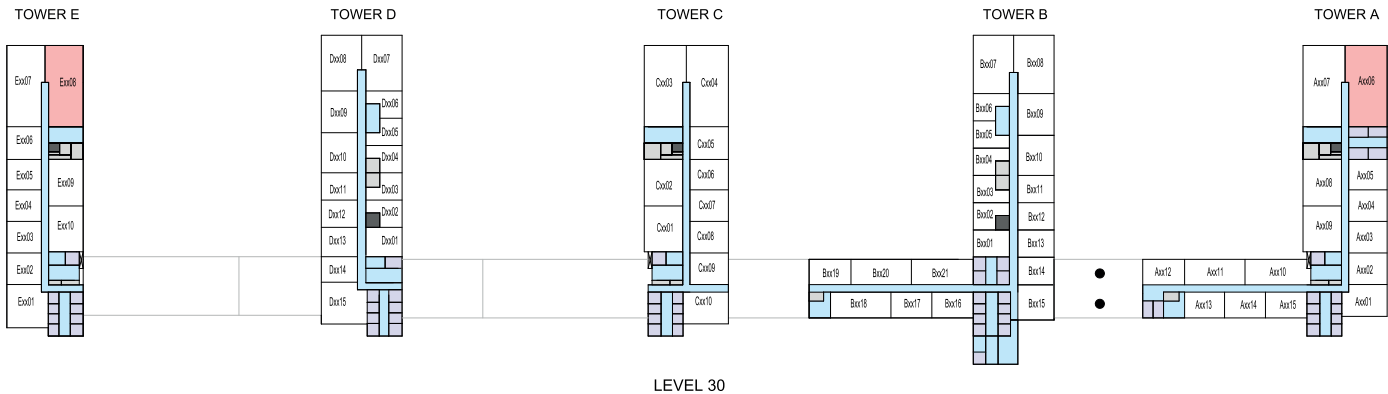
TYPE D (with store room and maid room + yard) VARIANT 1

TOTAL SALEABLE AREA

SUITE RANGE = 1,708.66 - 1,710.28 SQ.FT.

YARD RANGE = 536.03 - 561.23 SQ.FT.

TOTAL RANGE = 2,244.69 - 2,271.51 SQ.FT.



3 BEDROOM APARTMENT

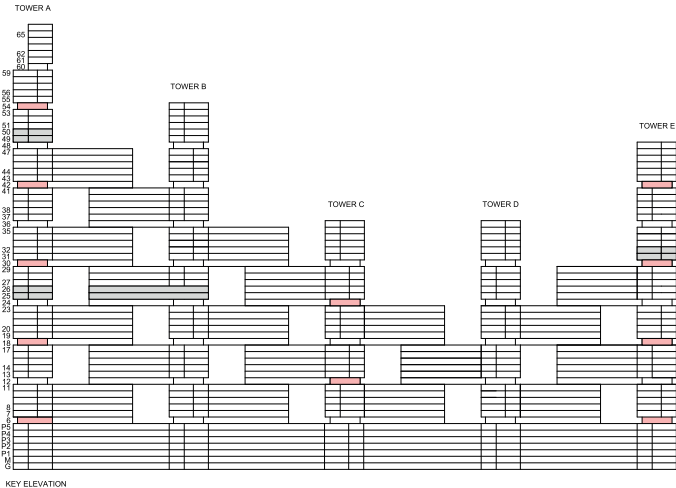
TYPE D (with store room and maid room + yard) VARIANT 1

TOTAL SALEABLE AREA

SUITE RANGE = 1,708.66 - 1,710.28 SQ.FT.

YARD RANGE = 536.03 - 561.23 SQ.FT.

TOTAL RANGE = 2,244.69 - 2,271.51 SQ.FT.



List of unit numbers with this unit plan:

VIEWS

Community
A606, E608

Downtown, Ras Al Khor, Creek, Golf Course, Water body
A1806, A3006, A4206, A5407, E3008, E4208

Downtown, Ras Al Khor, Creek, Golf Course, Water body, Amenities
C1204, C2404, E1808

3 BEDROOM APARTMENT

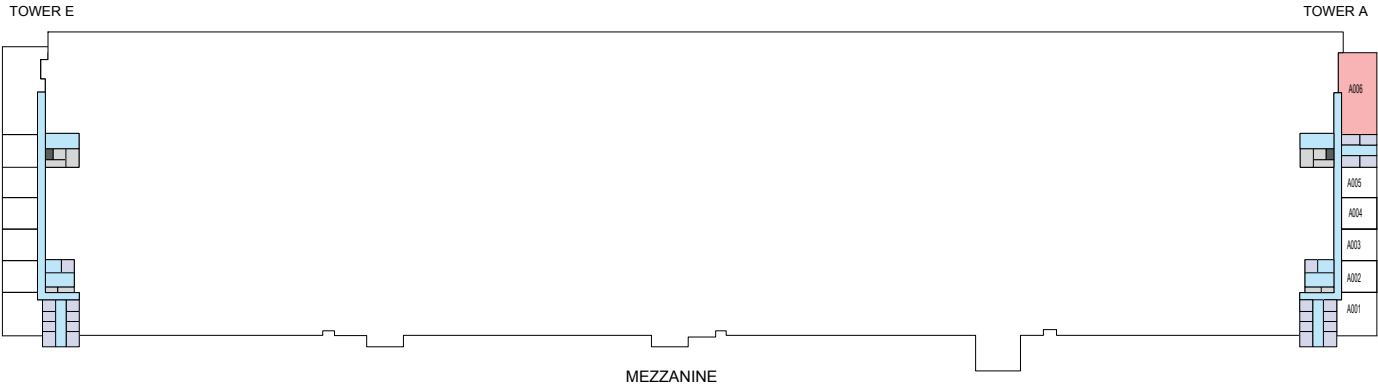
TYPE D (with maid room and store room + yard) VARIANT 2

TOTAL SALEABLE AREA

SUITE = 1,708.66 SQ.FT.

YARD = 534.21 SQ.FT.

TOTAL = 2,242.87 SQ.FT.



3 BEDROOM APARTMENT

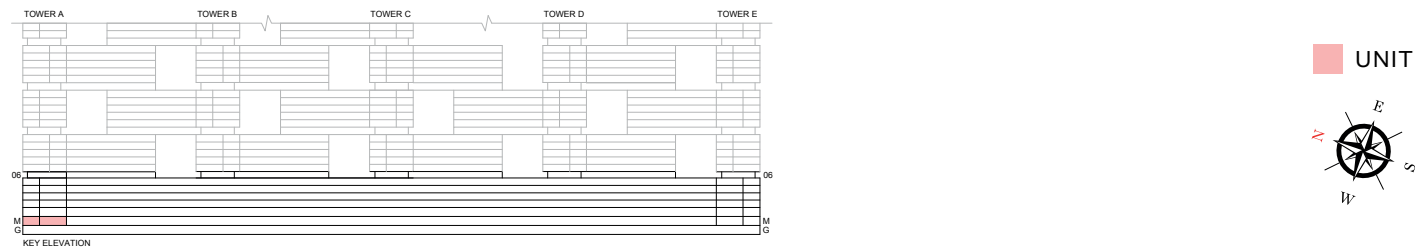
TYPE D (with maid room and store room + yard) VARIANT 2

TOTAL SALEABLE AREA

SUITE = 1,708.66 SQ.FT.

YARD = 534.21 SQ.FT.

TOTAL = 2,242.87 SQ.FT.



List of unit numbers with this unit plan:

IEWS

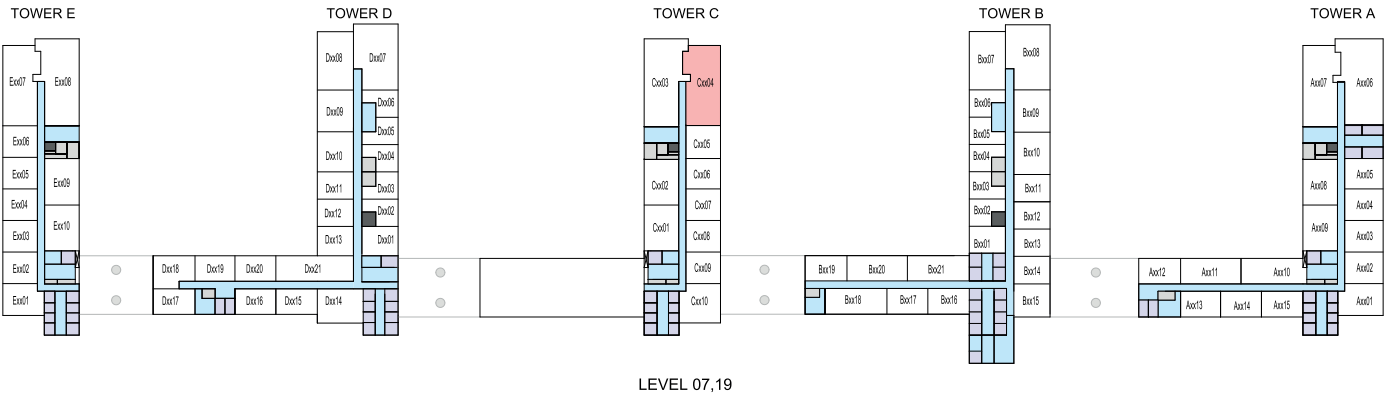
Community

A006

Disclaimer: 1. All dimensions are in metric, measured to wall finishes. 2. All materials, dimensions & drawings are approximate. 3. Information is subject to change without notice, at developer's absolute discretion. 4. Actual area may vary from the stated area. 5. Drawing are not to scale. 6. All images used are for illustrative purpose only and do not represent the actual size, features, specifications, fittings and furnishings. 7. The developer reserves the right to make revisions/ alterations, at its absolute discretion, without any liability whatsoever.

3 BEDROOM APARTMENT
TYPE E (with maid room + yard)

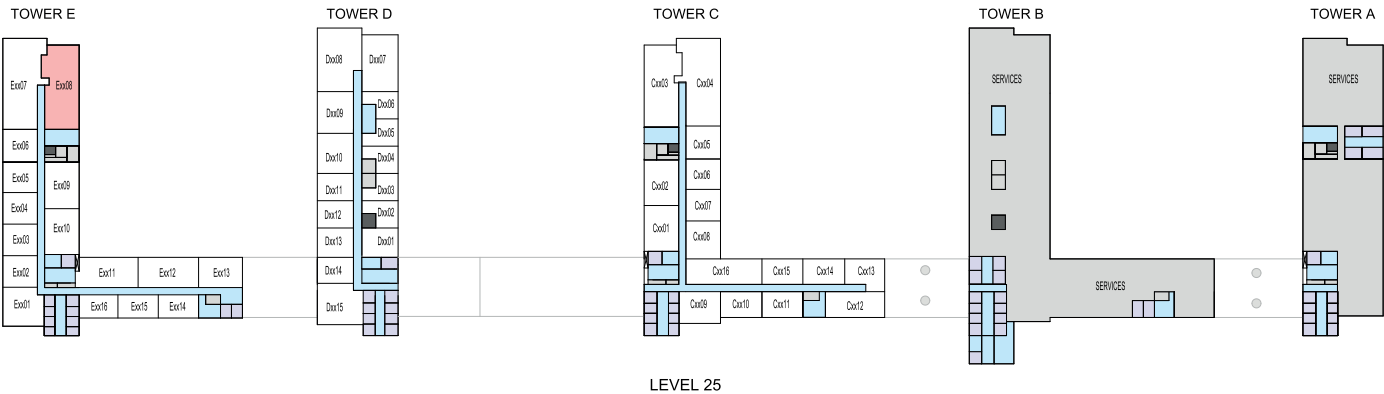
TOTAL SALEABLE AREA
SUITE = 1,642.57 SQ.FT.
YARD RANGE = 539.66 - 539.70 SQ.FT.
TOTAL RANGE = 2,182.23 - 2,182.27 SQ.FT.



LEVEL 07,19



LEVEL 13

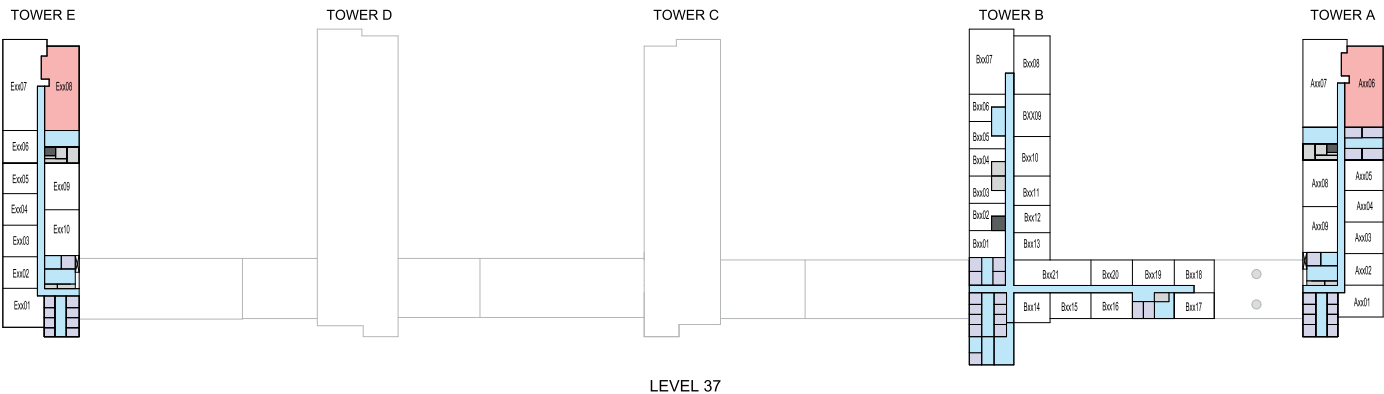
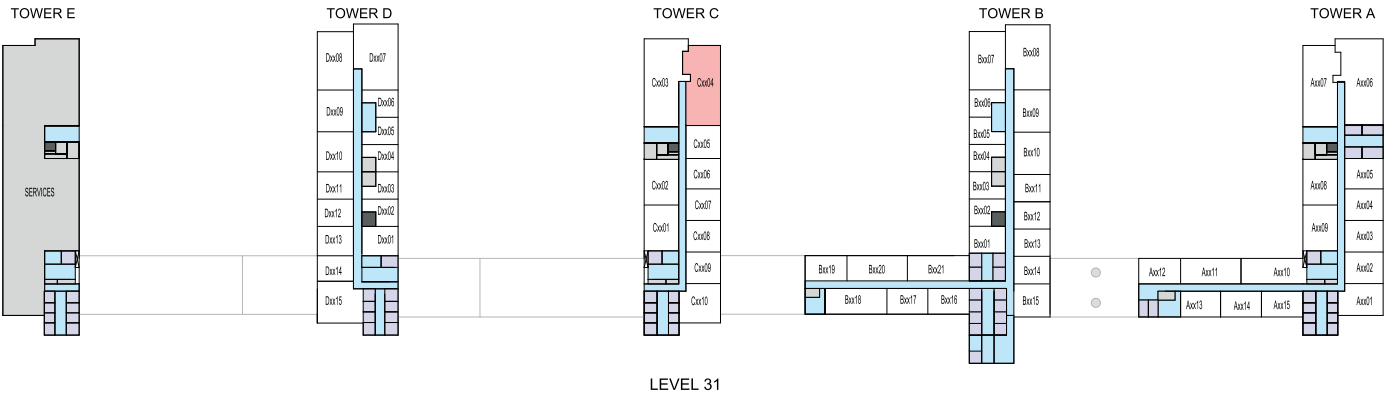


LEVEL 25

Disclaimer: 1. All dimensions are in metric, measured to wall finishes. 2. All materials, dimensions & drawings are approximate. 3. Information is subject to change without notice, at developer's absolute discretion. 4. Actual area may vary from the stated area. 5. Drawing are not to scale. 6. All images used are for illustrative purpose only and do not represent the actual size, features, specifications, fittings and furnishings. 7. The developer reserves the right to make revisions/ alterations, at its absolute discretion, without any liability whatsoever.

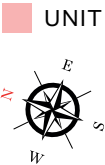
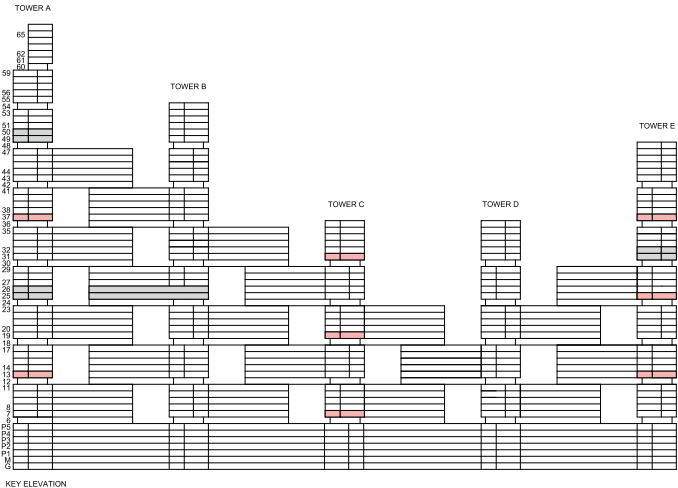
3 BEDROOM APARTMENT
TYPE E (with maid room + yard)

TOTAL SALEABLE AREA
SUITE = 1,642.57 SQ.FT.
YARD RANGE = 539.66 - 539.70 SQ.FT.
TOTAL RANGE = 2,182.23 - 2,182.27 SQ.FT.



3 BEDROOM APARTMENT
TYPE E (with maid room + yard)

TOTAL SALEABLE AREA
SUITE = 1,642.57 SQ.FT.
YARD RANGE = 539.66 - 539.70 SQ.FT.
TOTAL RANGE = 2,182.23 - 2,182.27 SQ.FT.



List of unit numbers with this unit plan:

VIEWS

Ras Al Khor, Creek, Golf Course, Water body
A1306, A3706

Downtown, Ras Al Khor, Creek, Golf Course, Amenities
C704

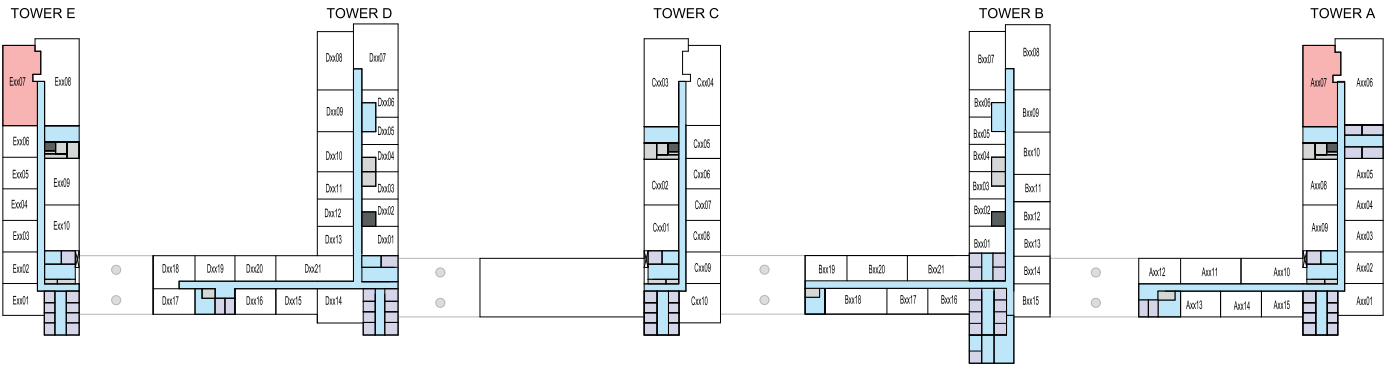
Downtown, Ras Al Khor, Creek, Golf Course, Water body, Amenities
C1904, E1308

Downtown, Ras Al Khor, Creek, Golf Course, Water body
C3104, E2508, E3708

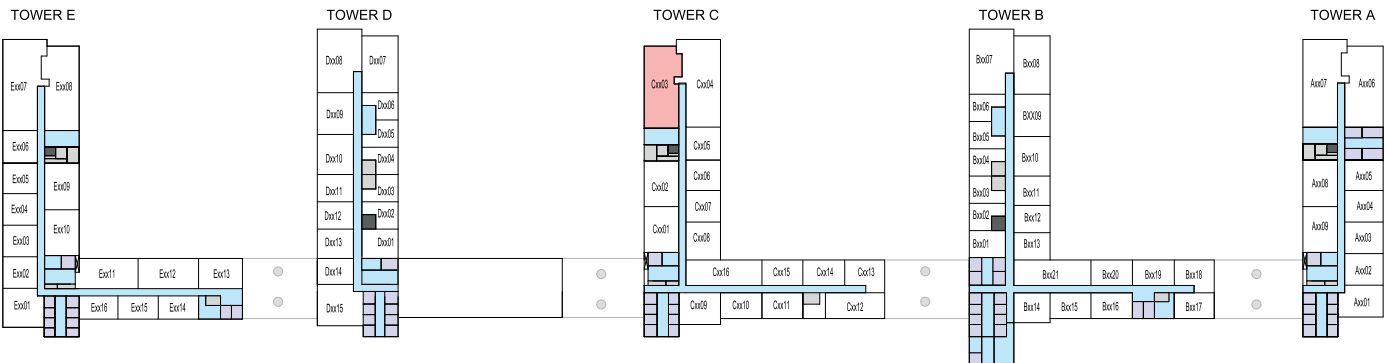
Disclaimer: 1. All dimensions are in metric, measured to wall finishes. 2. All materials, dimensions & drawings are approximate. 3. Information is subject to change without notice, at developer's absolute discretion. 4. Actual area may vary from the stated area. 5. Drawing are not to scale. 6. All images used are for illustrative purpose only and do not represent the actual size, features, specifications, fittings and furnishings. 7. The developer reserves the right to make revisions/ alterations, at its absolute discretion, without any liability whatsoever.

3 BEDROOM APARTMENT
TYPE E (with maid room + yard) VARIANT 1

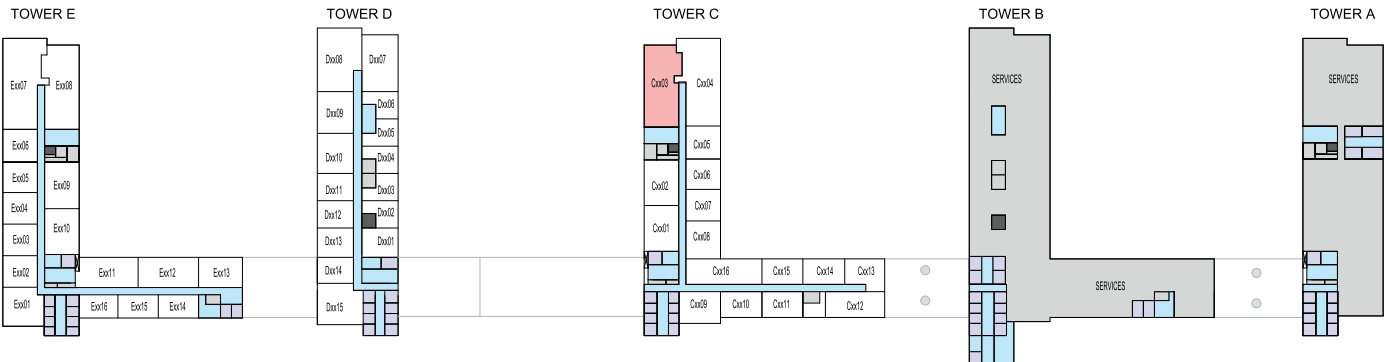
TOTAL SALEABLE AREA
SUITE = 1,642.57 SQ.FT.
YARD RANGE = 539.66 - 539.70 SQ.FT.
TOTAL RANGE = 2,182.23 - 2,182.27 SQ.FT.



LEVEL 07,19



LEVEL 13



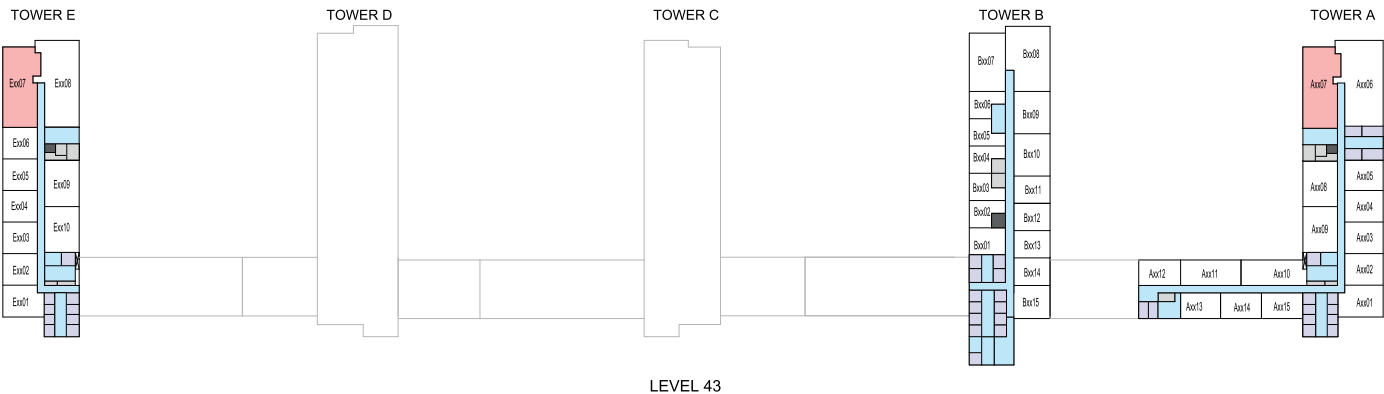
LEVEL 25

3 BEDROOM APARTMENT
TYPE E (with maid room + yard) VARIANT 1

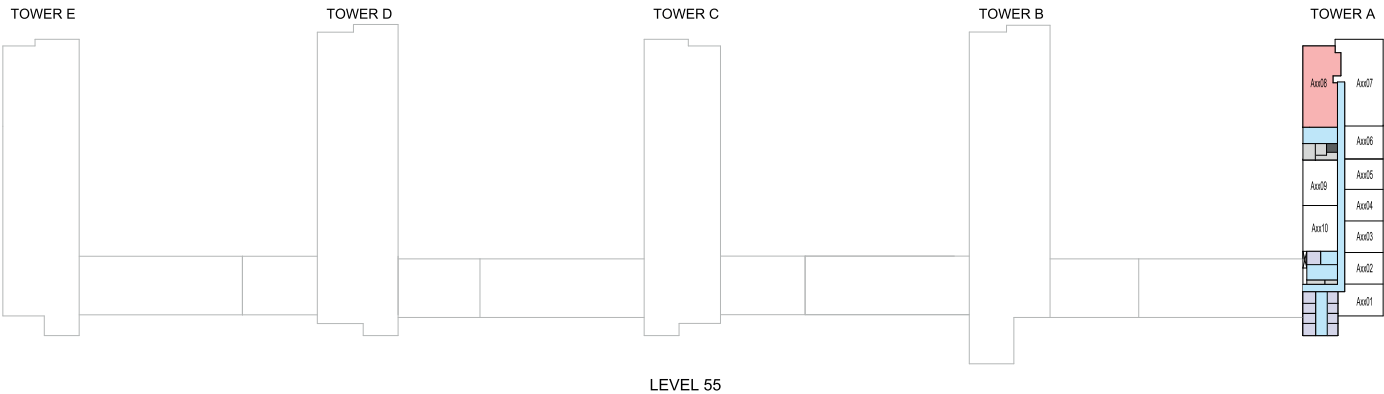
TOTAL SALEABLE AREA
SUITE = 1,642.57 SQ.FT.
YARD RANGE = 539.66 - 539.70 SQ.FT.
TOTAL RANGE = 2,182.23 - 2,182.27 SQ.FT.



LEVEL 31



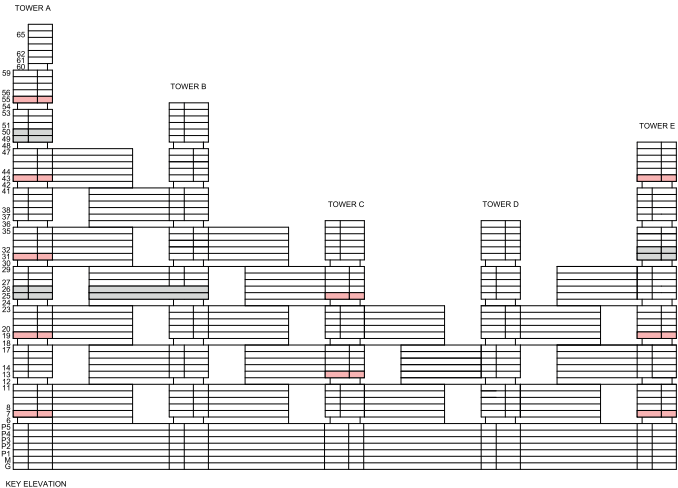
LEVEL 43



LEVEL 55

3 BEDROOM APARTMENT
TYPE E (with maid room + yard) VARIANT 1

TOTAL SALEABLE AREA
SUITE = 1,642.57 SQ.FT.
YARD RANGE = 539.66 - 539.70 SQ.FT.
TOTAL RANGE = 2,182.23 - 2,182.27 SQ.FT.



List of unit numbers with this unit plan:

VIEWS

Downtown, Ras Al Khor, Creek, Golf Course, Amenities
A707

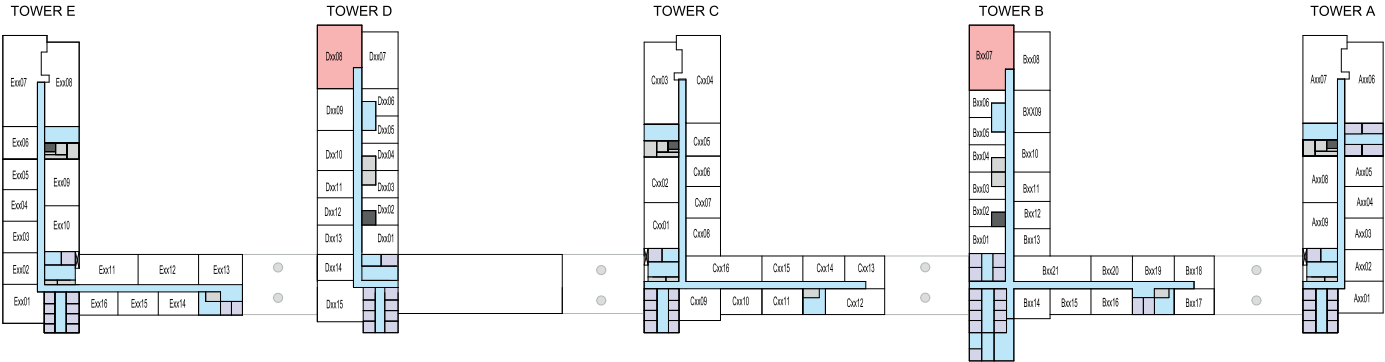
Downtown, Ras Al Khor, Creek, Golf Course, Water body, Amenities
A1907, C1303

Downtown, Ras Al Khor, Creek, Golf Course, Water body
A3107, A4307, A5508, C2503, E707, E1907, E4307

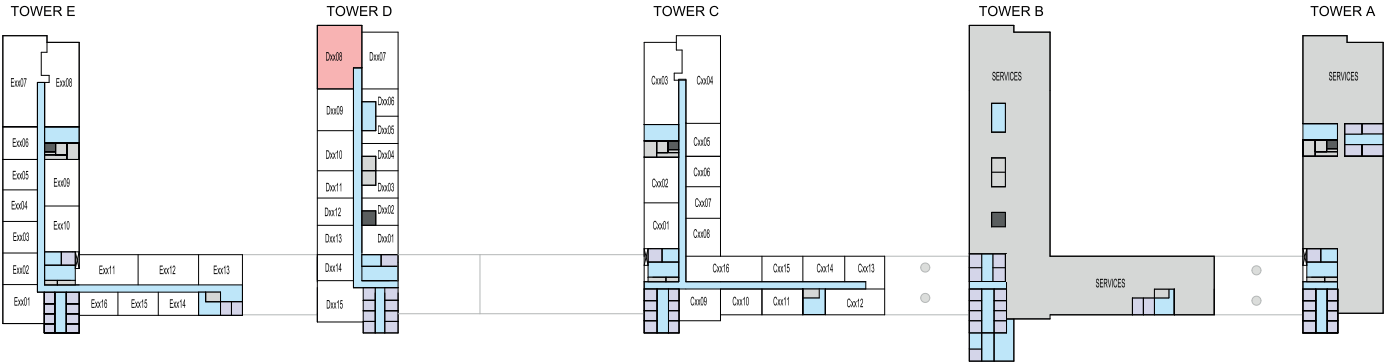
Disclaimer: 1. All dimensions are in metric, measured to wall finishes. 2. All materials, dimensions & drawings are approximate. 3. Information is subject to change without notice, at developer's absolute discretion. 4. Actual area may vary from the stated area. 5. Drawing are not to scale. 6. All images used are for illustrative purpose only and do not represent the actual size, features, specifications, fittings and furnishings. 7. The developer reserves the right to make revisions/ alterations, at its absolute discretion, without any liability whatsoever.

3 BEDROOM APARTMENT
TYPE F (with maid room + yard)

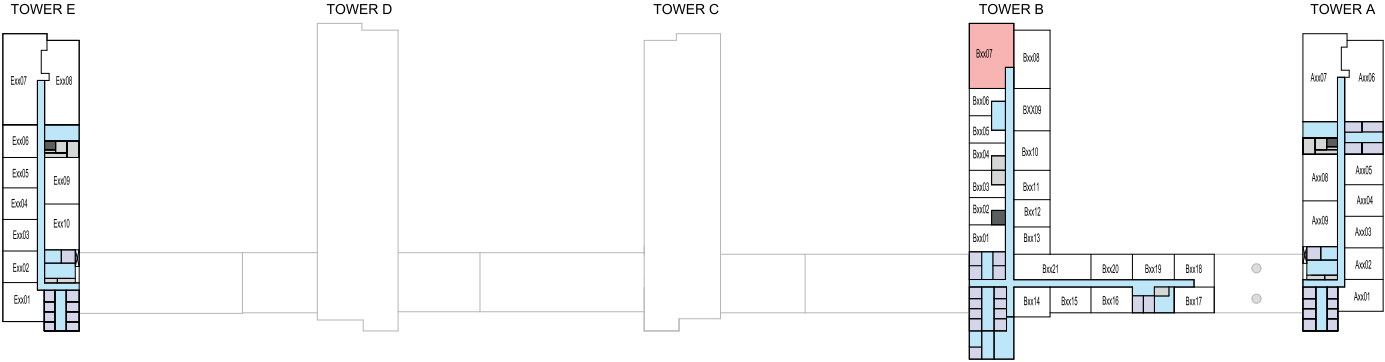
TOTAL SALEABLE AREA
SUITE = 1,517.07 SQ.FT.
YARD = 363.93 SQ.FT.
TOTAL = 1,881.00 SQ.FT.



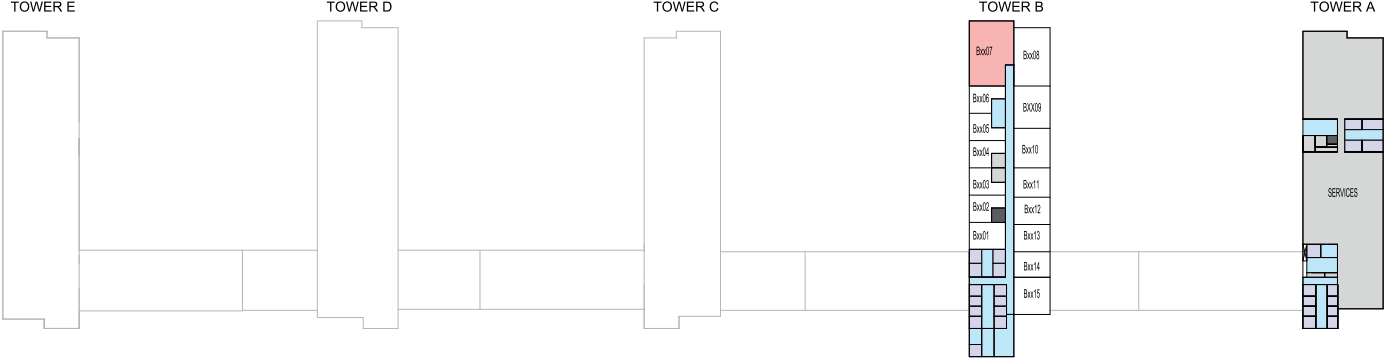
LEVEL 13



LEVEL 25



LEVEL 37

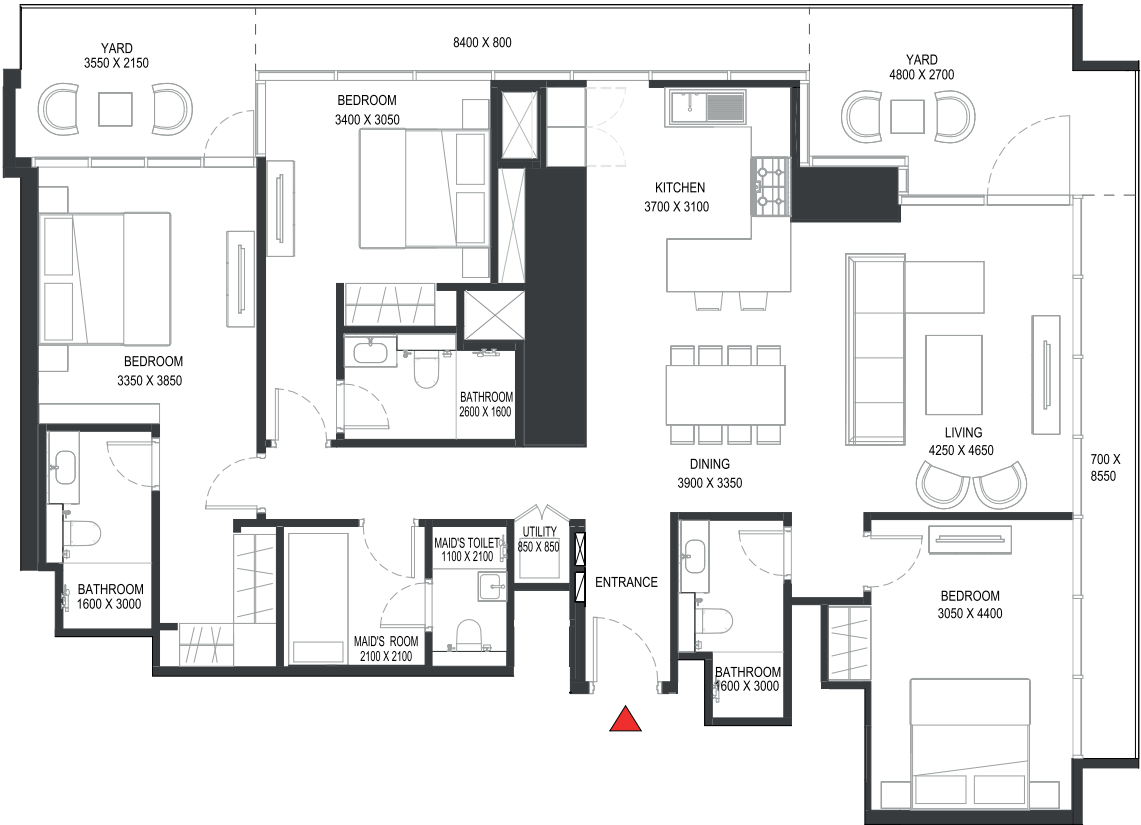
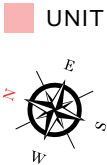
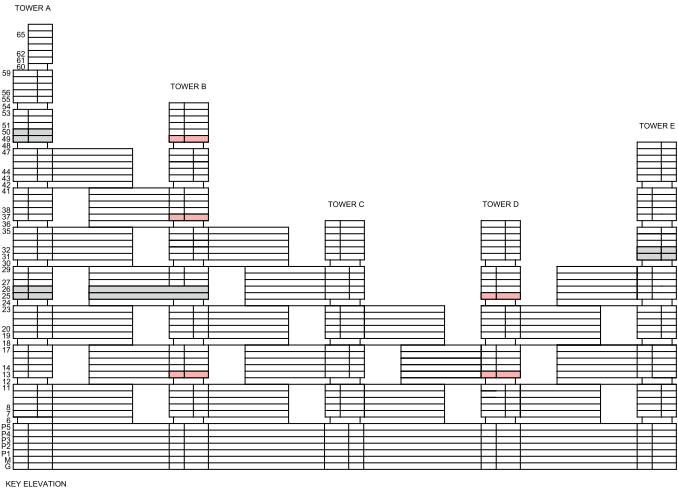


LEVEL 49

Disclaimer: 1. All dimensions are in metric, measured to wall finishes. 2. All materials, dimensions & drawings are approximate. 3. Information is subject to change without notice, at developer's absolute discretion. 4. Actual area may vary from the stated area. 5. Drawing are not to scale. 6. All images used are for illustrative purpose only and do not represent the actual size, features, specifications, fittings and furnishings. 7. The developer reserves the right to make revisions/ alterations, at its absolute discretion, without any liability whatsoever.

3 BEDROOM APARTMENT
TYPE F (with maid room + yard)

TOTAL SALEABLE AREA
SUITE = 1,517.07 SQ.FT.
YARD = 363.93 SQ.FT.
TOTAL = 1,881.00 SQ.FT.



List of unit numbers with this unit plan:

VIEWS

Downtown, Ras Al Khor, Creek, Golf Course, Water body, Amenities
B1307, D1308

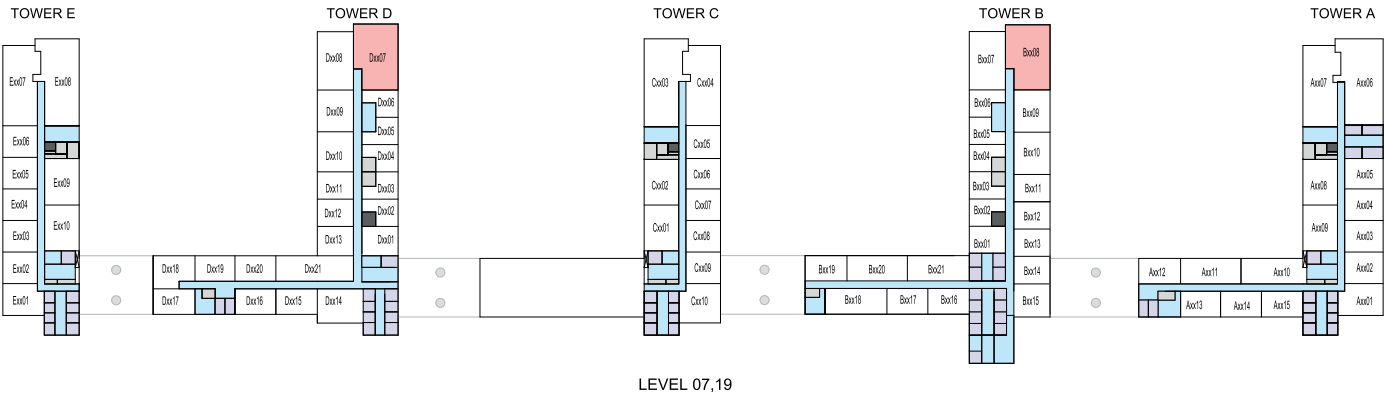
Downtown, Ras Al Khor, Creek, Golf Course, Water body
B3707, D2508

Downtown, Ras Al Khor, Golf Course, Creek
B4907

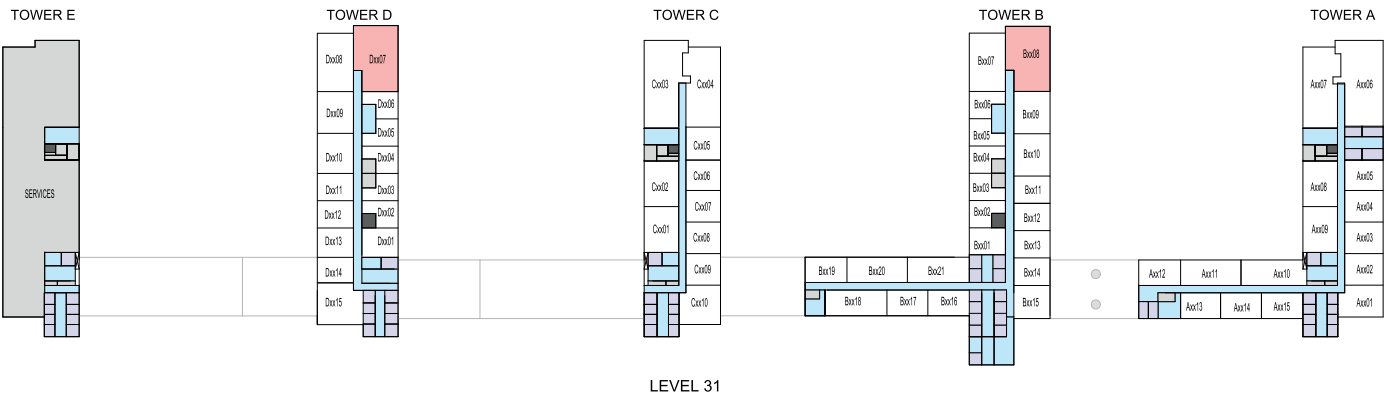
Disclaimer: 1. All dimensions are in metric, measured to wall finishes. 2. All materials, dimensions & drawings are approximate. 3. Information is subject to change without notice, at developer's absolute discretion. 4. Actual area may vary from the stated area. 5. Drawing are not to scale. 6. All images used are for illustrative purpose only and do not represent the actual size, features, specifications, fittings and furnishings. 7. The developer reserves the right to make revisions/ alterations, at its absolute discretion, without any liability whatsoever.

3 BEDROOM APARTMENT
TYPE F (with maid room + yard) VARIANT 1

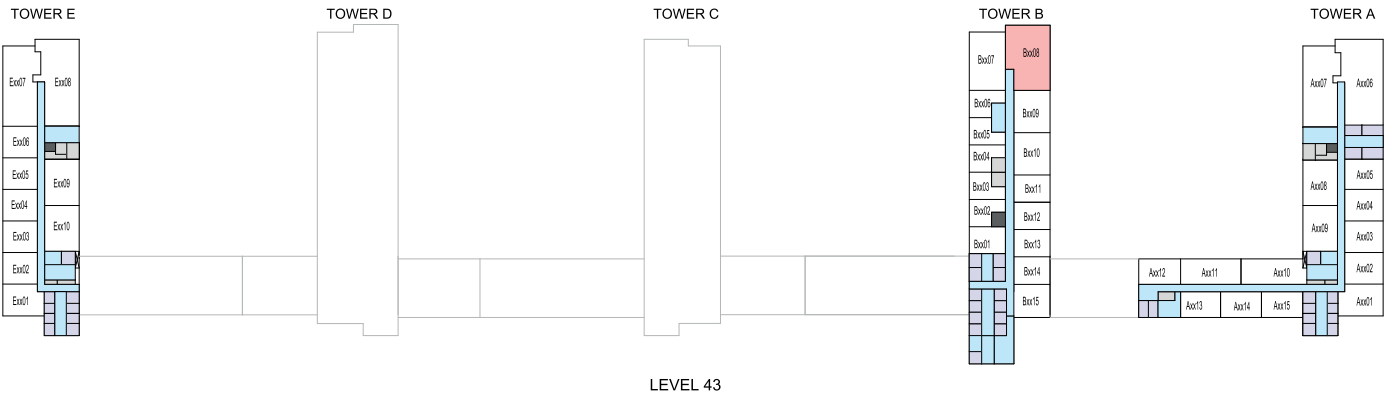
TOTAL SALEABLE AREA
SUITE = 1,517.07 SQ.FT.
YARD = 363.93 SQ.FT.
TOTAL = 1,881.00 SQ.FT.



LEVEL 07,19



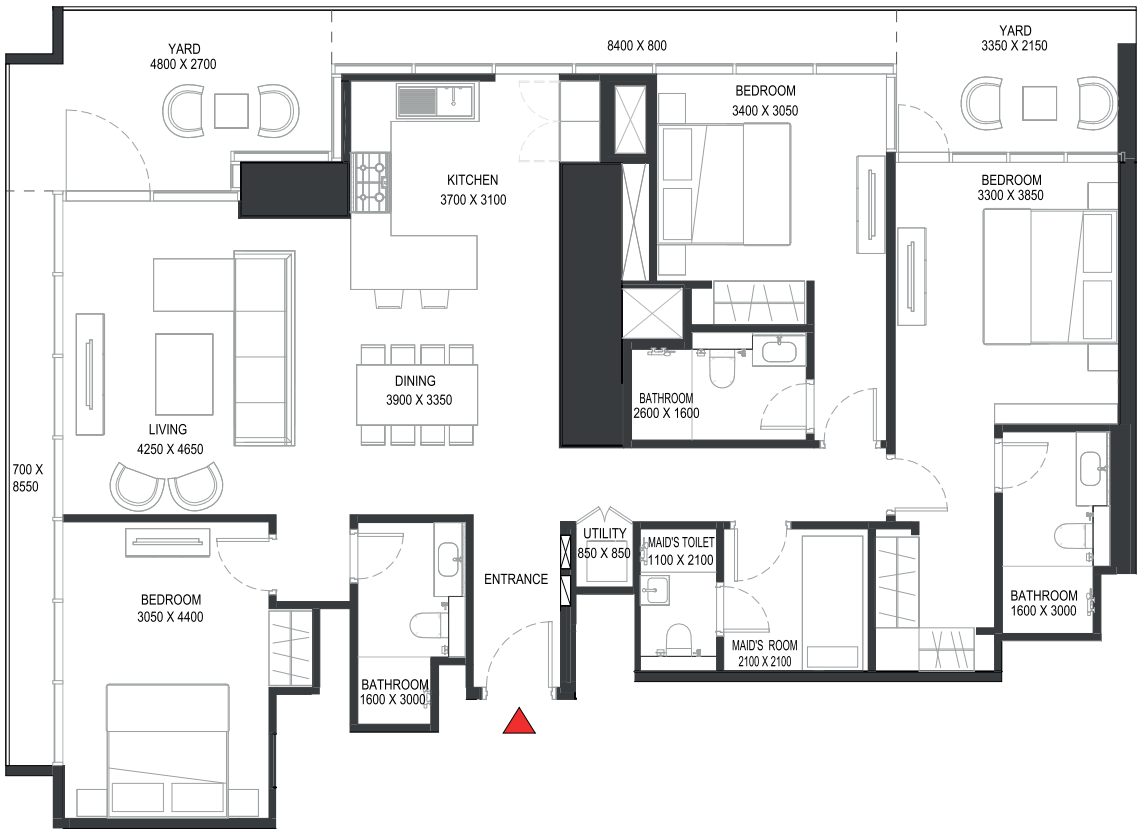
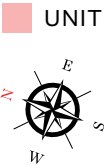
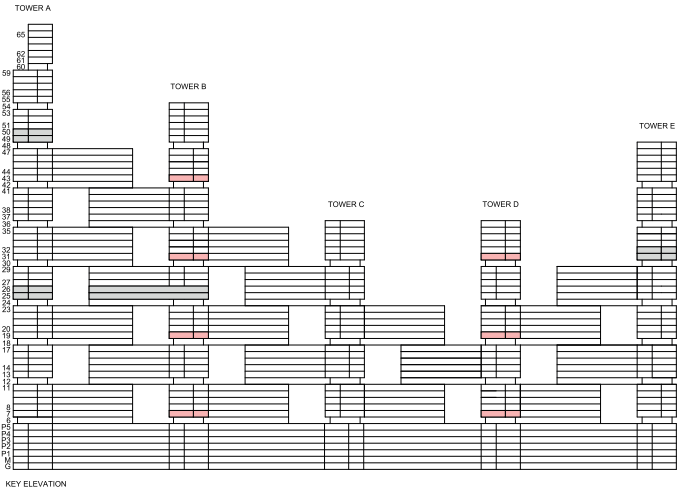
LEVEL 31



LEVEL 43

3 BEDROOM APARTMENT
TYPE F (with maid room + yard) VARIANT 1

TOTAL SALEABLE AREA
SUITE = 1,517.07 SQ.FT.
YARD = 363.93 SQ.FT.
TOTAL = 1,881.00 SQ.FT.



List of unit numbers with this unit plan:

IEWS

Downtown, Ras Al Khor, Creek, Golf Course, Water body, Amenities
B708, B1908, D707, D1907

Downtown, Ras Al Khor, Creek, Golf Course, Water body
B3108, D3107

Downtown, Ras Al Khor, Golf Course, Creek
B4308

Disclaimer: 1. All dimensions are in metric, measured to wall finishes. 2. All materials, dimensions & drawings are approximate. 3. Information is subject to change without notice, at developer's absolute discretion. 4. Actual area may vary from the stated area. 5. Drawing are not to scale. 6. All images used are for illustrative purpose only and do not represent the actual size, features, specifications, fittings and furnishings. 7. The developer reserves the right to make revisions/ alterations, at its absolute discretion, without any liability whatsoever.

3 BEDROOM APARTMENT

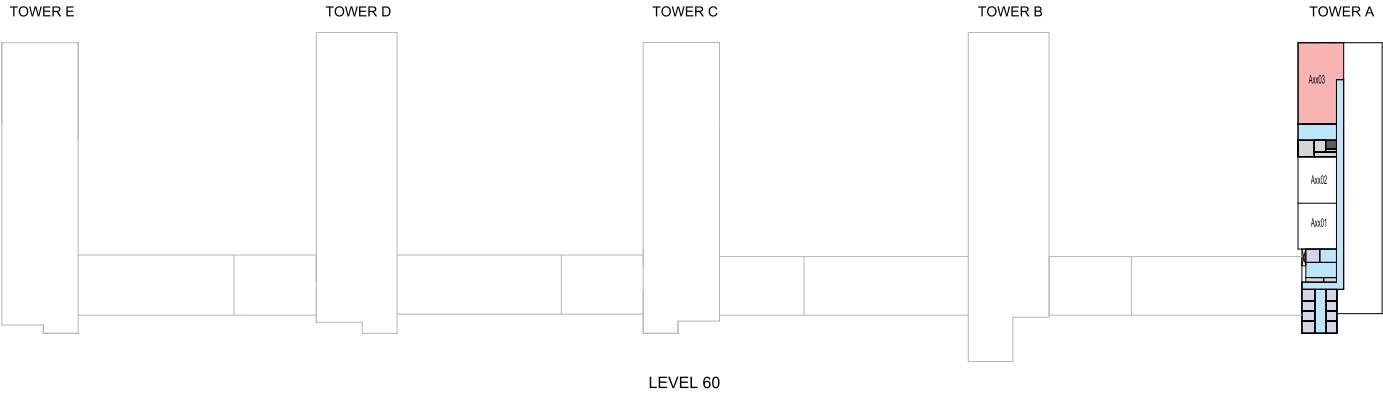
TYPE G (with powder room and maid room + yard)

TOTAL SALEABLE AREA

SUITE = 1,823.19 SQ.FT.

YARD = 1,350.12 SQ.FT.

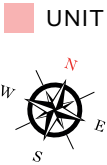
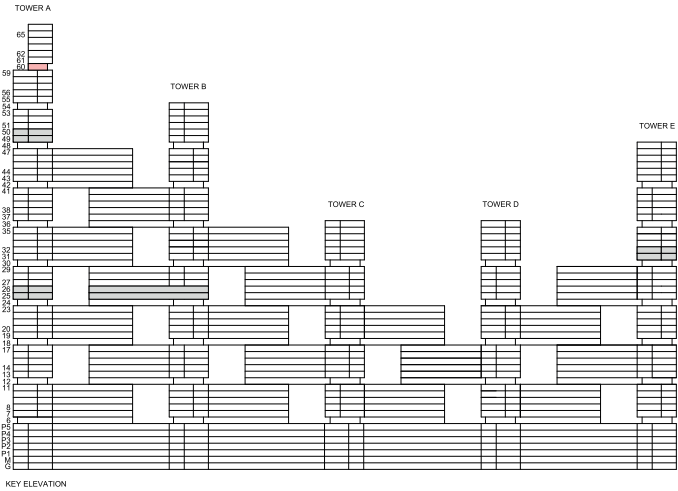
TOTAL = 3,173.31 SQ.FT.



3 BEDROOM APARTMENT

TYPE G (with powder room and maid room + yard)

TOTAL SALEABLE AREA
SUITE = 1,823.19 SQ.FT.
YARD = 1,350.12 SQ.FT.
TOTAL = 3,173.31 SQ.FT.



List of unit numbers with this unit plan:

VIEWS
Downtown, Ras Al Khor, Creek, Golf Course, Water body
A6003

Disclaimer: 1. All dimensions are in metric, measured to wall finishes. 2. All materials, dimensions & drawings are approximate. 3. Information is subject to change without notice, at developer's absolute discretion. 4. Actual area may vary from the stated area. 5. Drawing are not to scale. 6. All images used are for illustrative purpose only and do not represent the actual size, features, specifications, fittings and furnishings. 7. The developer reserves the right to make revisions/ alterations, at its absolute discretion, without any liability whatsoever.

4 BEDBROOM

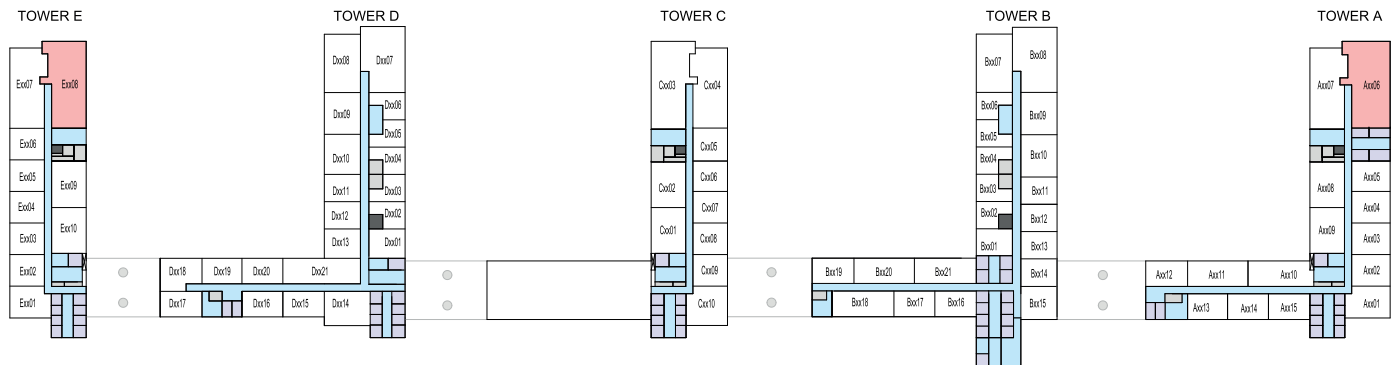
UNIT PLAN LAYOUTS



SOBHA ONE

TYPE A (with store room, powder room and maid room + balcony)

TOTAL = 2,277.22 SQ.FT.



Disclaimer: 1. All dimensions are in metric, measured to wall finishes. 2. All materials, dimensions & drawings are approximate. 3. Information is subject to change without notice, at developer's absolute discretion. 4. Actual area may vary from the stated area. 5. Drawing are not to scale. 6. All images used are for illustrative purpose only and do not represent the actual size, features, specifications, fittings and furnishings. 7. The developer reserves the right to make revisions/ alterations, at its absolute discretion, without any liability whatsoever.

4 BEDROOM APARTMENT

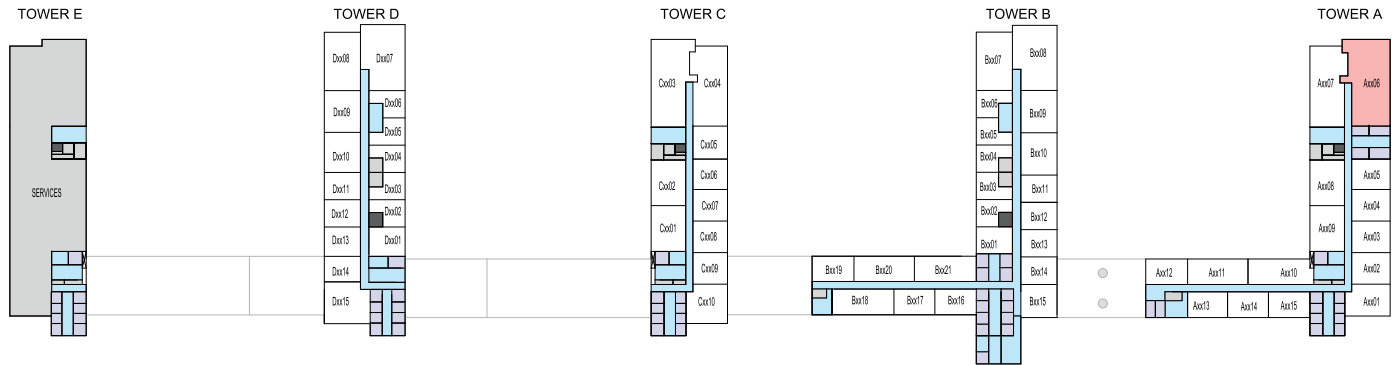
TYPE A (with store room, powder room and maid room + balcony)

TOTAL SALEABLE AREA

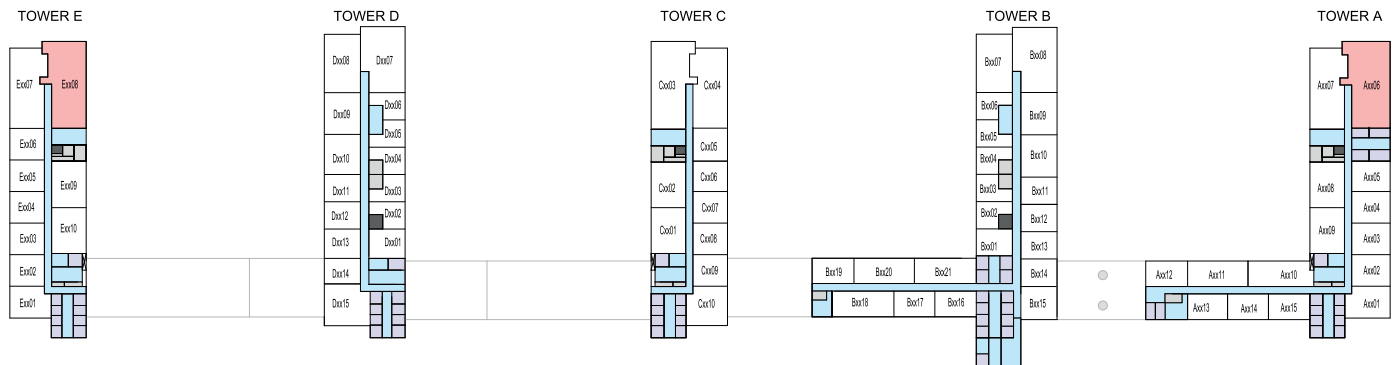
SUITE = 2,080.88 SQ.FT.

BALCONY = 196.34 SQ.FT.

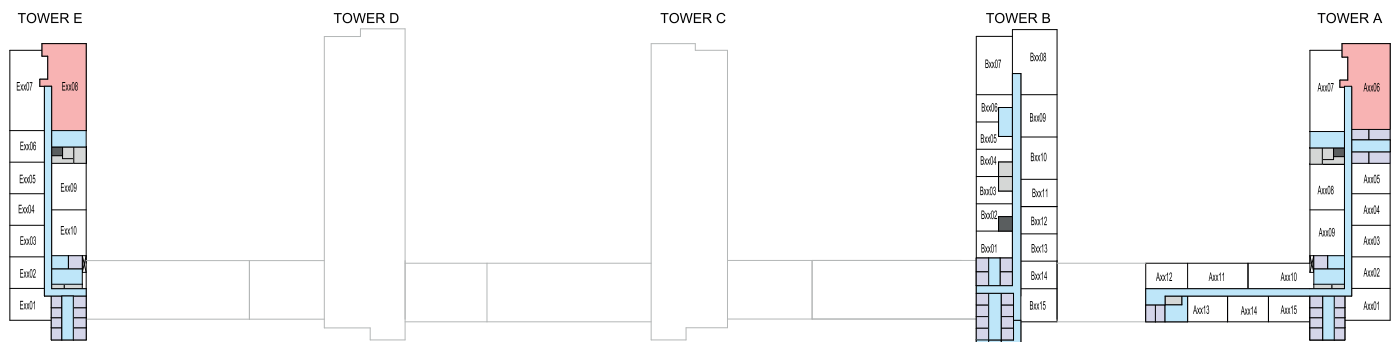
TOTAL = 2,277.22 SQ.FT.



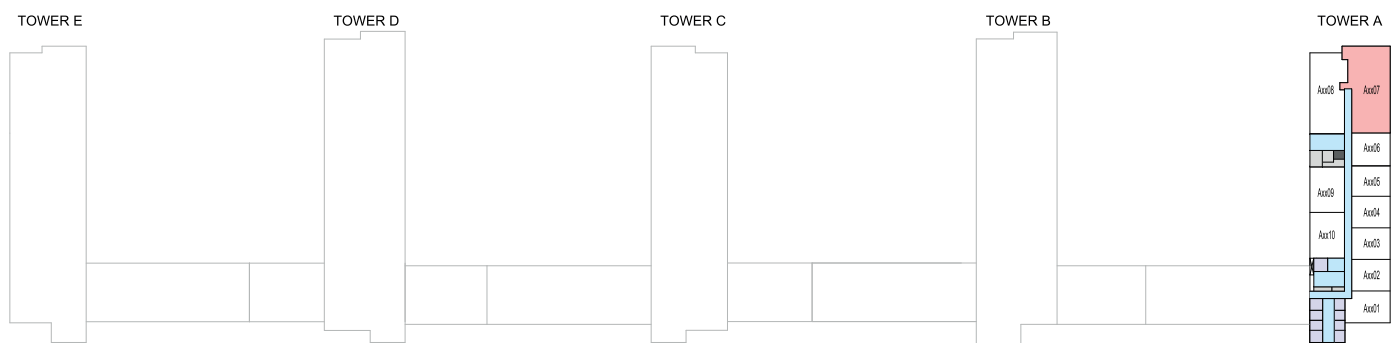
LEVEL 32



LEVEL 33-35



LEVEL 44-47



LEVEL 56-59

4 BEDROOM APARTMENT

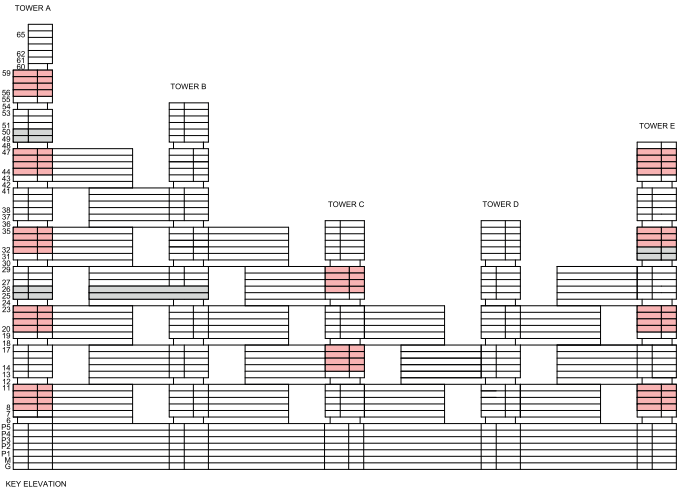
TYPE A (with store room, powder room and maid room + balcony)

TOTAL SALEABLE AREA

SUITE = 2,080.88 SQ.FT.

BALCONY = 196.34 SQ.FT.

TOTAL = 2,277.22 SQ.FT.



List of unit numbers with this unit plan:

VIEWS

Downtown, Ras Al Khor, Creek, Golf Course, waterbody

A806, A906, A1006, A1106, A2006, A2106, A2206, A2306, A3206, A3306, A3406, A3506, A4406, A4506, A4606, A4706, A5607, A5707, A5807, A5907, C2604, C2704, C2804, C2904, E3308, E3408, E3508, E4408, E4508, E4608, E4708

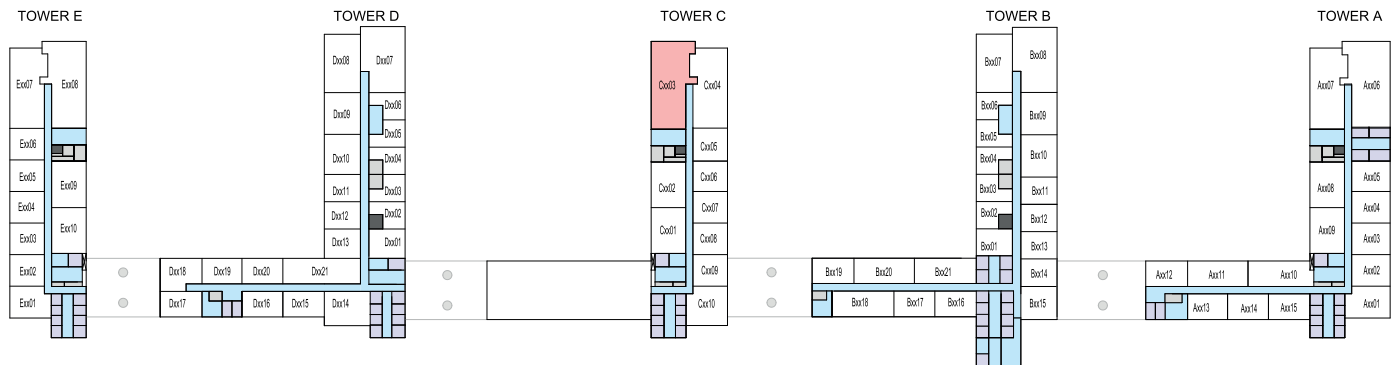
Downtown, Ras Al Khor, Creek, Golf Course, Water body, Amenities

C1404, C1504, C1604, C1704, E808, E908, E1008, E1108, E2008, E2108, E2208, E2308

Disclaimer: 1. All dimensions are in metric, measured to wall finishes. 2. All materials, dimensions & drawings are approximate. 3. Information is subject to change without notice, at developer's absolute discretion. 4. Actual area may vary from the stated area. 5. Drawing are not to scale. 6. All images used are for illustrative purpose only and do not represent the actual size, features, specifications, fittings and furnishings. 7. The developer reserves the right to make revisions/ alterations, at its absolute discretion, without any liability whatsoever.

TYPE A (with store room, powder room and maid room + balcony) VARIANT 1

TOTAL = 2,277.22 SQ.FT.



Disclaimer: 1. All dimensions are in metric, measured to wall finishes. 2. All materials, dimensions & drawings are approximate. 3. Information is subject to change without notice, at developer's absolute discretion. 4. Actual area may vary from the stated area. 5. Drawing are not to scale. 6. All images used are for illustrative purpose only and do not represent the actual size, features, specifications, fittings and furnishings. 7. The developer reserves the right to make revisions/ alterations, at its absolute discretion, without any liability whatsoever.

4 BEDROOM APARTMENT

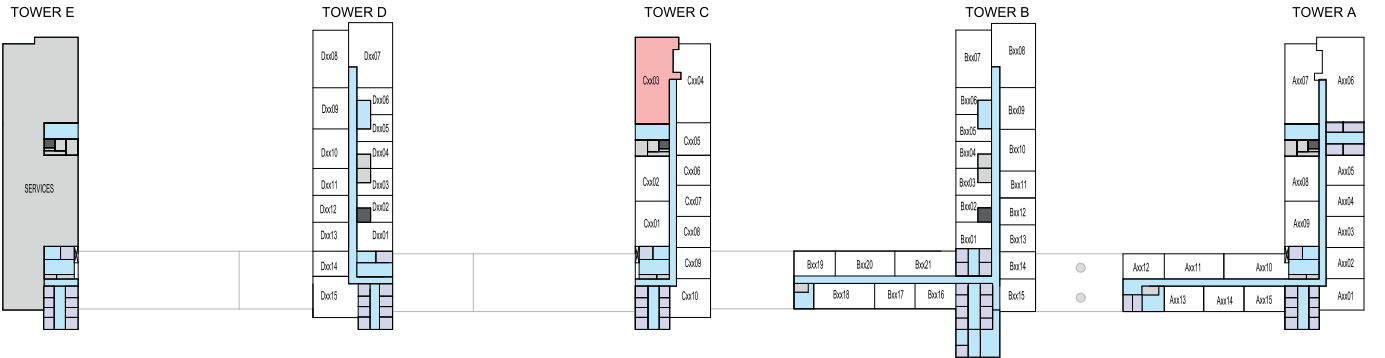
TYPE A (with store room, powder room and maid room + balcony) VARIANT 1

TOTAL SALEABLE AREA

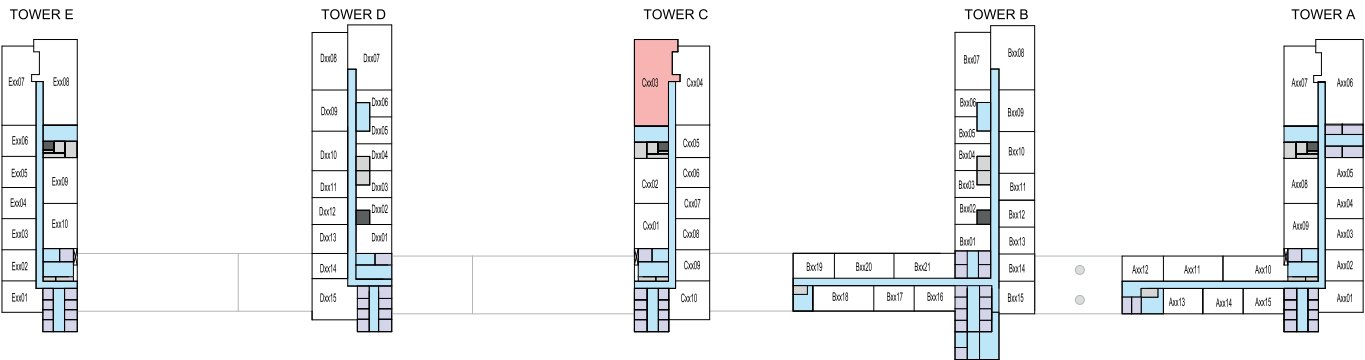
SUITE = 2,080.88 SQ.FT.

BALCONY = 196.34 SQ.FT.

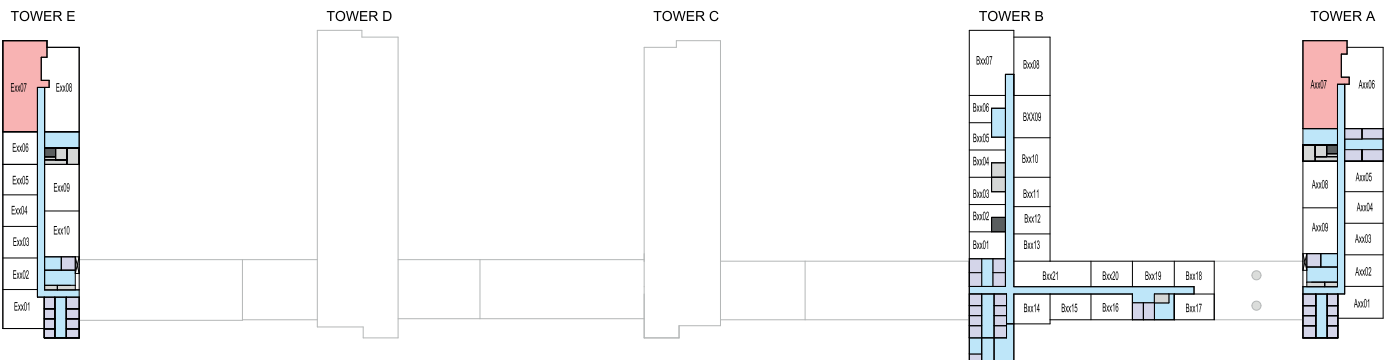
TOTAL = 2,277.22 SQ.FT.



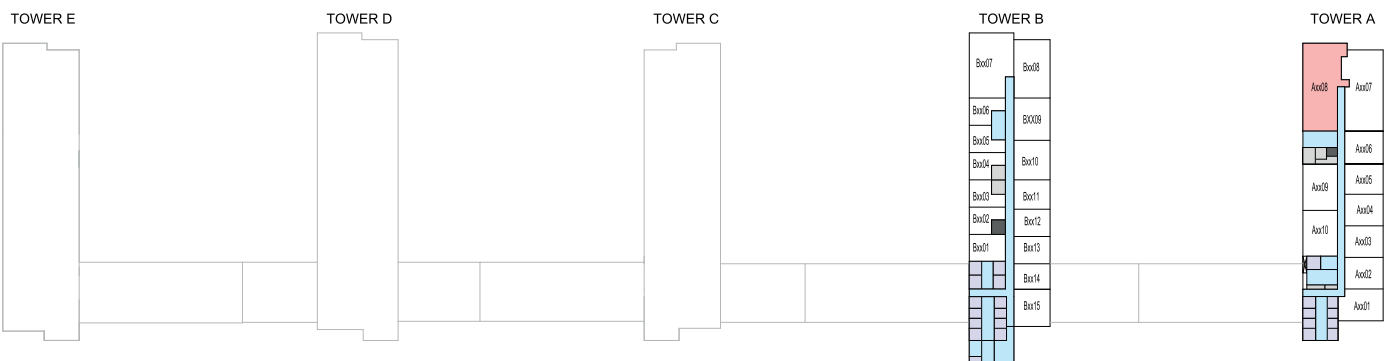
LEVEL 32



LEVEL 33-35



LEVEL 38-41

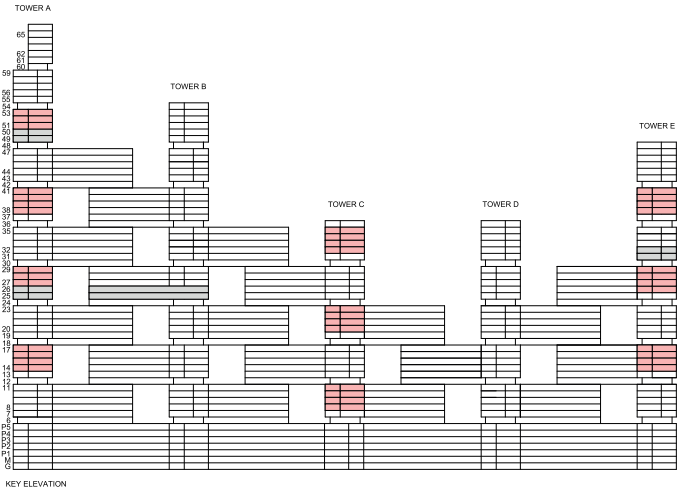


LEVEL 51-53

4 BEDROOM APARTMENT

TYPE A (with store room, powder room and maid room + balcony) VARIANT 1

TOTAL SALEABLE AREA
SUITE = 2,080.88 SQ.FT.
BALCONY = 196.34 SQ.FT.
TOTAL = 2,277.22 SQ.FT.



List of unit numbers with this unit plan:

VIEWS

Downtown, Ras Al Khor, Creek, Golf Course, Water body, Amenities
A1407, A1507, A1607, A1707, C803, C903, C1003, C1103, C2003, C2103, C2203, C2303

Downtown, Ras Al Khor, Creek, Golf Course, Water body
A2707, A2807, A2907, A3807, A3907, A4007, A4107, A5108, A5208, A5308, C3203, C3303, C3403, C3503, E1407, E1507, E1607, E1707, E2607, E2707, E2807, E2907, E3807, E3907, E4007, E4107

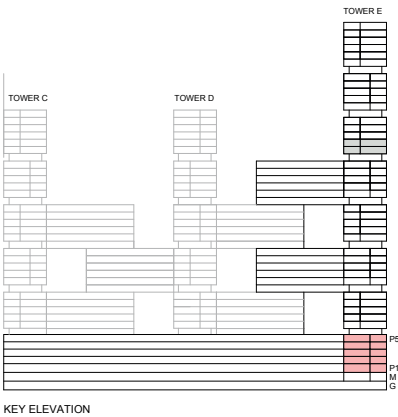
Disclaimer: 1. All dimensions are in metric, measured to wall finishes. 2. All materials, dimensions & drawings are approximate. 3. Information is subject to change without notice, at developer's absolute discretion. 4. Actual area may vary from the stated area. 5. Drawing are not to scale. 6. All images used are for illustrative purpose only and do not represent the actual size, features, specifications, fittings and furnishings. 7. The developer reserves the right to make revisions/ alterations, at its absolute discretion, without any liability whatsoever.

4 BEDROOM APARTMENT

TYPE A (with powder room, maid room + balcony) VARIANT 2

TOTAL SALEABLE AREA

SUITE = 2,028.46 SQ.FT.
BALCONY = 196.33 SQ.FT.
TOTAL = 2,224.79 SQ.FT.



List of unit numbers with this unit plan:

VIEWS

Community
E107, E207, E307, E407, E507

Disclaimer: 1. All dimensions are in metric, measured to wall finishes. 2. All materials, dimensions & drawings are approximate. 3. Information is subject to change without notice, at developer's absolute discretion. 4. Actual area may vary from the stated area. 5. Drawing are not to scale. 6. All images used are for illustrative purpose only and do not represent the actual size, features, specifications, fittings and furnishings. 7. The developer reserves the right to make revisions/ alterations, at its absolute discretion, without any liability whatsoever.

4 BEDROOM APARTMENT

TYPE A (with powder room, maid room + balcony) VARIANT 2

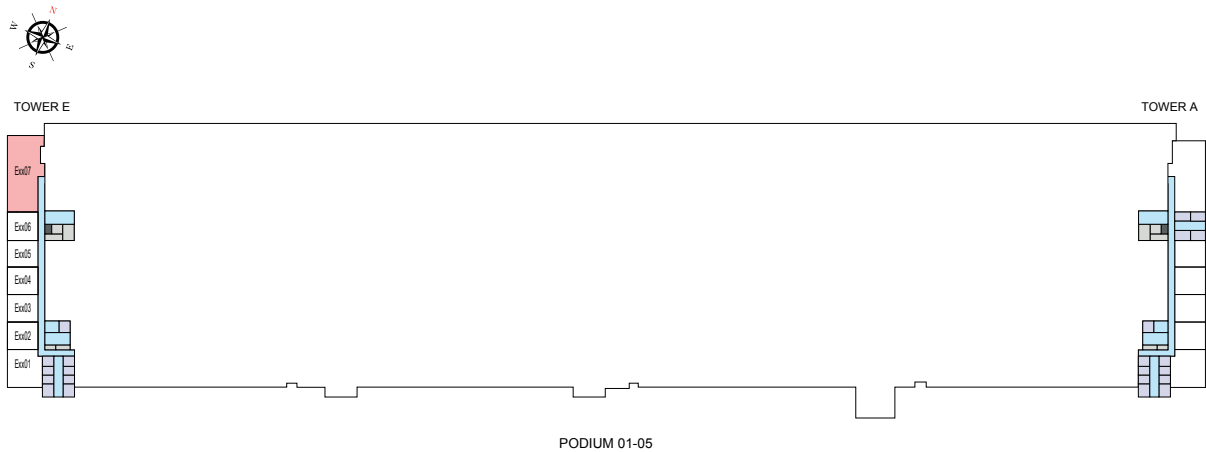
TOTAL SALEABLE AREA

SUITE = 2,028.46 SQ.FT.

BALCONY = 196.33 SQ.FT.

TOTAL = 2,224.79 SQ.FT.

UNIT



List of unit numbers with this unit plan:

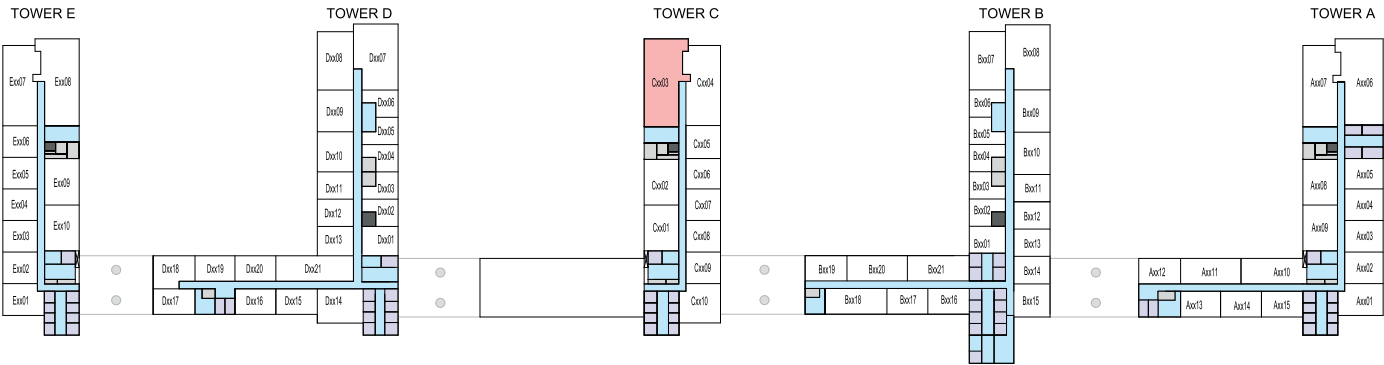
VIEWS

Community
E107, E207, E307, E407, E507

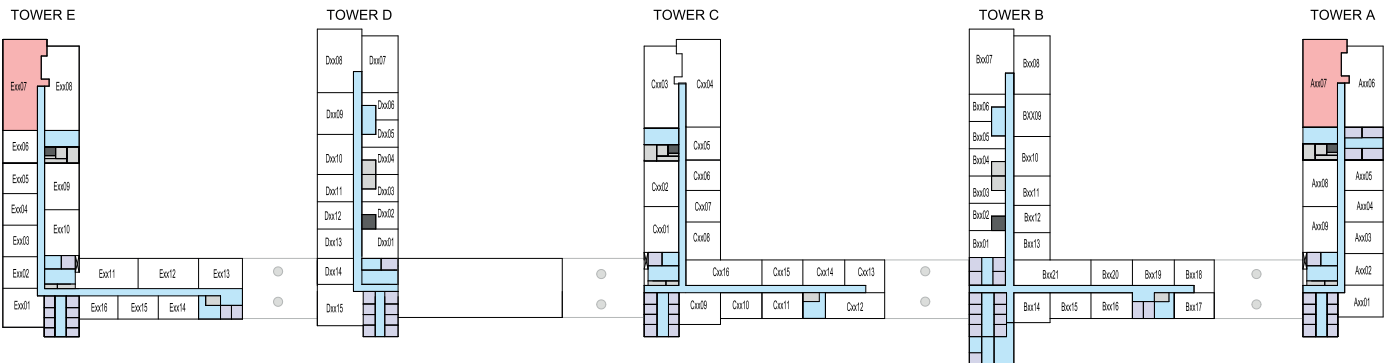
Disclaimer: 1. All dimensions are in metric, measured to wall finishes. 2. All materials, dimensions & drawings are approximate. 3. Information is subject to change without notice, at developer's absolute discretion. 4. Actual area may vary from the stated area. 5. Drawing are not to scale. 6. All images used are for illustrative purpose only and do not represent the actual size, features, specifications, fittings and furnishings. 7. The developer reserves the right to make revisions/ alterations, at its absolute discretion, without any liability whatsoever.

4 BEDROOM APARTMENT
TYPE B (with store room, powder room and maid room + balcony)

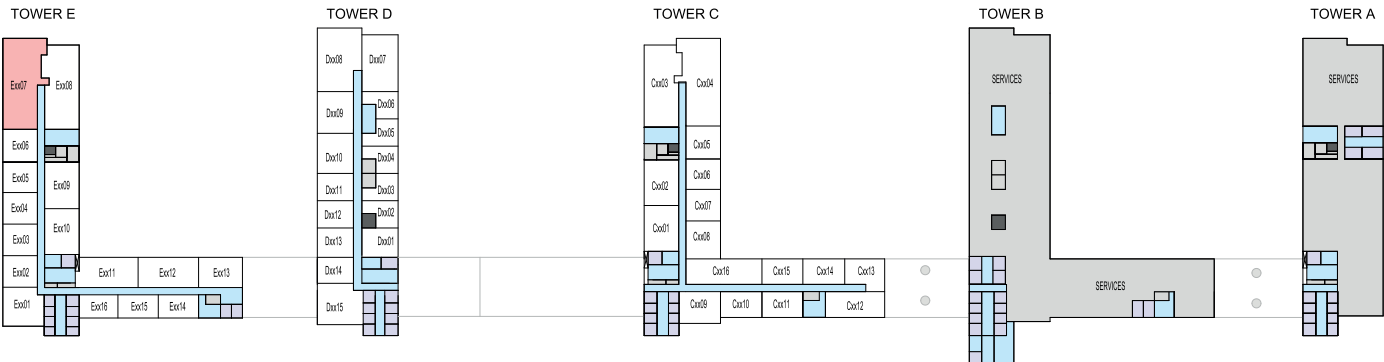
TOTAL SALEABLE AREA
SUITE = 2,084.43 SQ.FT.
BALCONY = 477.92 SQ.FT.
TOTAL = 2,562.35 SQ.FT.



LEVEL 07,19



LEVEL 13



LEVEL 25

4 BEDROOM APARTMENT

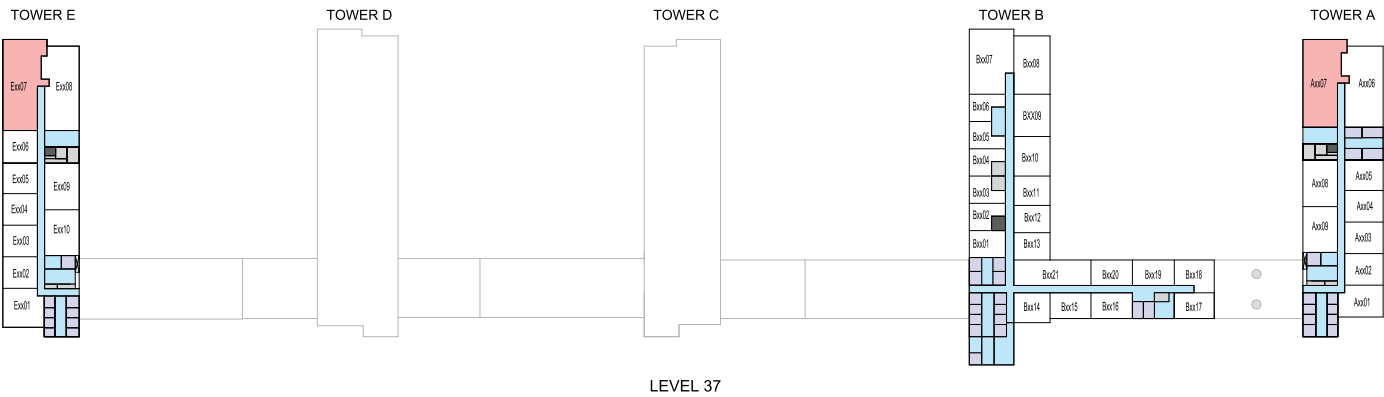
TYPE B (with store room, powder room and maid room + balcony)

TOTAL SALEABLE AREA

SUITE = 2,084.43 SQ.FT.

BALCONY = 477.92 SQ.FT.

TOTAL = 2,562.35 SQ.FT.

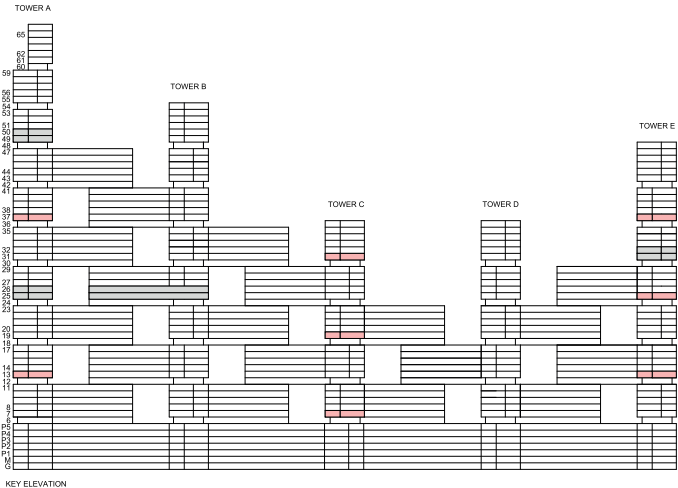


4 BEDROOM APARTMENT

TYPE B with store room, powder room and maid room + balcony)

TOTAL SALEABLE AREA

SUITE = 2,084.43 SQ.FT.
BALCONY = 477.92 SQ.FT.
TOTAL = 2,562.35 SQ.FT.



List of unit numbers with this unit plan:

VIEWS

Downtown, Ras Al Khor, Creek, Golf Course, Water body, Amenities
A1307, C1903

Downtown, Ras Al Khor, Creek, Golf Course, Water body
A3707, C3103, E1307, E2507, E3707

Downtown, Ras Al Khor, Creek, Golf Course, Amenities
C703

Disclaimer: 1. All dimensions are in metric, measured to wall finishes. 2. All materials, dimensions & drawings are approximate. 3. Information is subject to change without notice, at developer's absolute discretion. 4. Actual area may vary from the stated area. 5. Drawing are not to scale. 6. All images used are for illustrative purpose only and do not represent the actual size, features, specifications, fittings and furnishings. 7. The developer reserves the right to make revisions/ alterations, at its absolute discretion, without any liability whatsoever.

4 BEDROOM APARTMENT

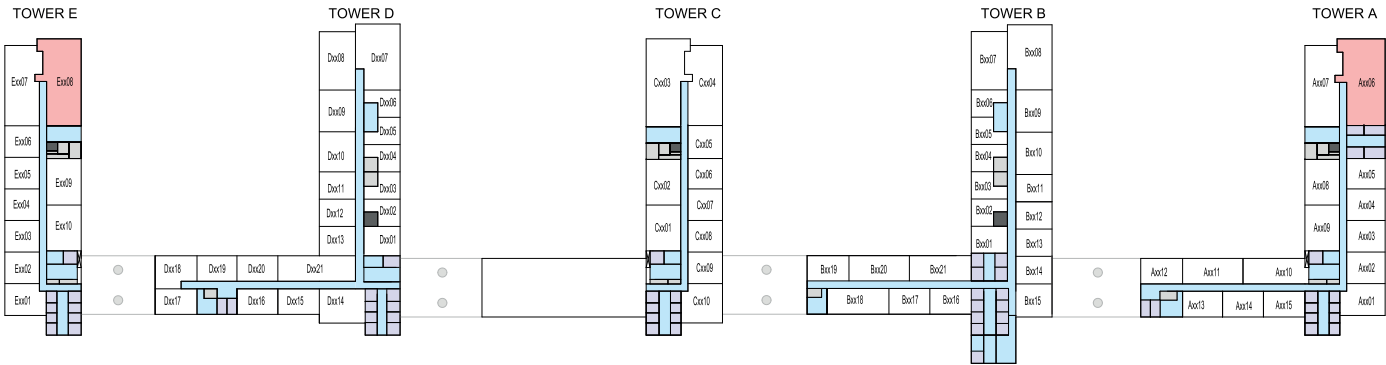
TYPE B (with store room, powder room and maid room + yard) VARIANT 1

TOTAL SALEABLE AREA

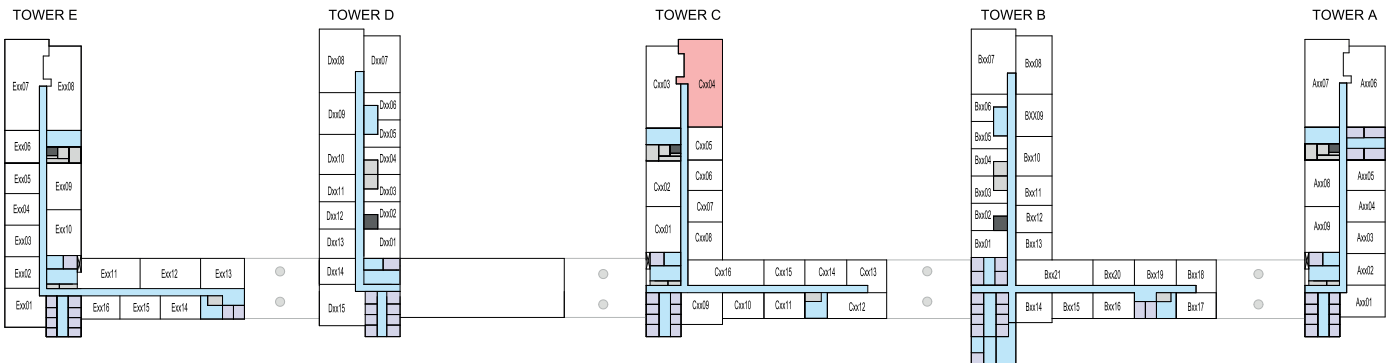
SUITE = 2,084.43 SQ.FT.

YARD = 477.92 SQ.FT.

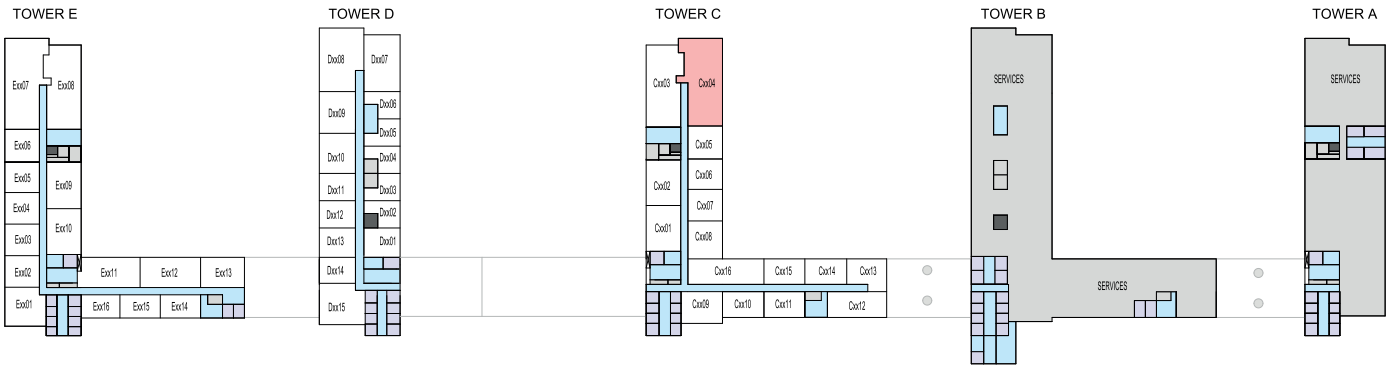
TOTAL = 2,562.35 SQ.FT.



LEVEL 07,19



LEVEL 13

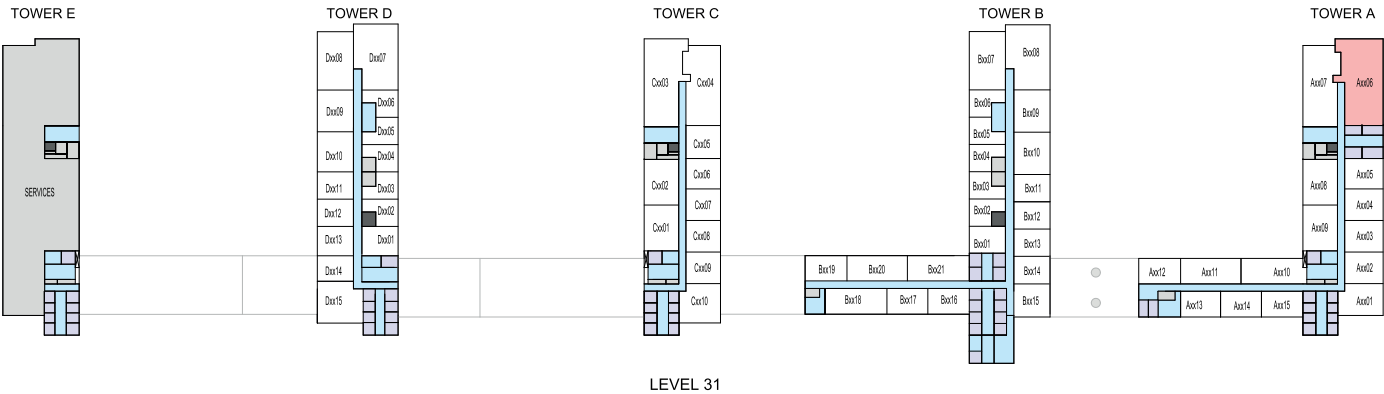


LEVEL 25

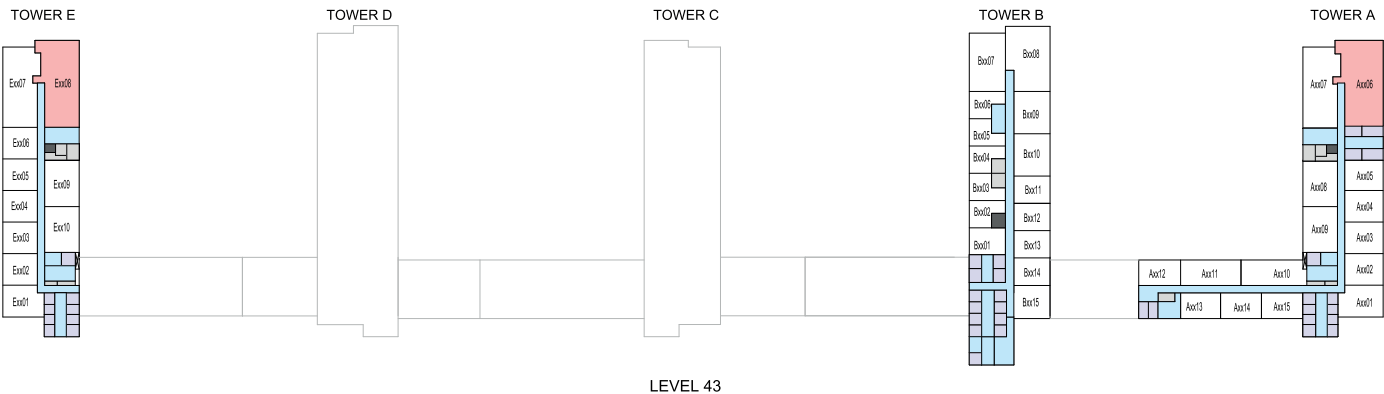
4 BEDROOM APARTMENT

TYPE B (with store room, powder room and maid room + yard) VARIANT 1

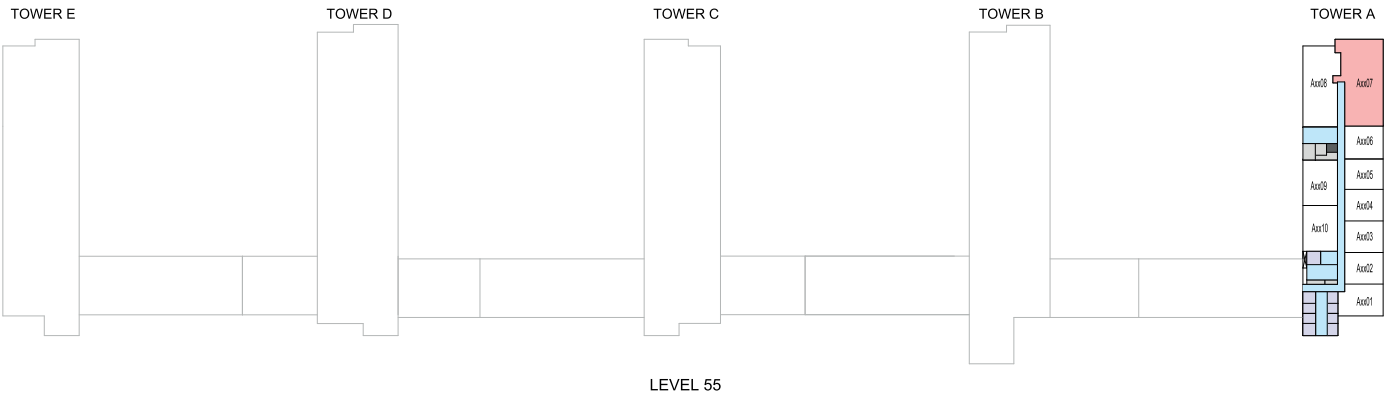
TOTAL SALEABLE AREA
SUITE = 2,084.43 SQ.FT.
YARD = 477.92 SQ.FT.
TOTAL = 2,562.35 SQ.FT.



LEVEL 31



LEVEL 43



LEVEL 55

Disclaimer: 1. All dimensions are in metric, measured to wall finishes. 2. All materials, dimensions & drawings are approximate. 3. Information is subject to change without notice, at developer's absolute discretion. 4. Actual area may vary from the stated area. 5. Drawing are not to scale. 6. All images used are for illustrative purpose only and do not represent the actual size, features, specifications, fittings and furnishings. 7. The developer reserves the right to make revisions/ alterations, at its absolute discretion, without any liability whatsoever.

4 BEDROOM APARTMENT

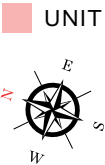
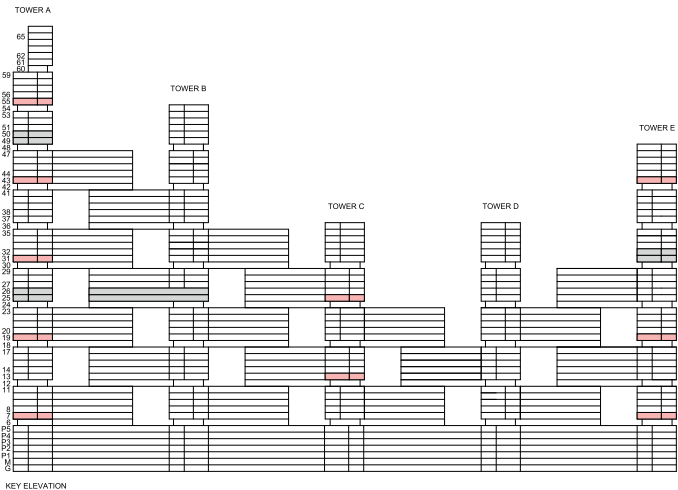
TYPE B with store room, powder room and maid room + yard) VARIANT 1

TOTAL SALEABLE AREA

SUITE = 2,084.43 SQ.FT.

YARD = 477.92 SQ.FT.

TOTAL = 2,562.35 SQ.FT.



List of unit numbers with this unit plan:

VIEWS

Downtown, Ras Al Khor, Creek, Golf Course

A706

Downtown, Ras Al Khor, Creek, Golf Course, Water body

A1906, A3106, A4306, A5507, C2504, E4308

Downtown, Ras Al Khor, Creek, Golf Course, Water body, Amenities

C1304, E708, E1908

4 BEDROOM APARTMENT

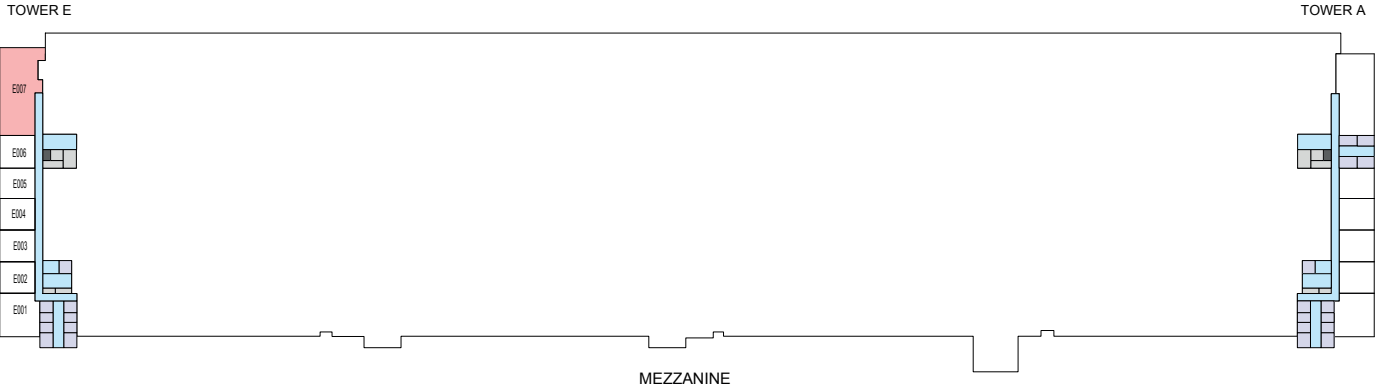
TYPE B (with maid room and powder room + yard) VARIANT 2

TOTAL SALEABLE AREA

SUITE = 2,084.43 SQ.FT.

YARD = 471.24 SQ.FT.

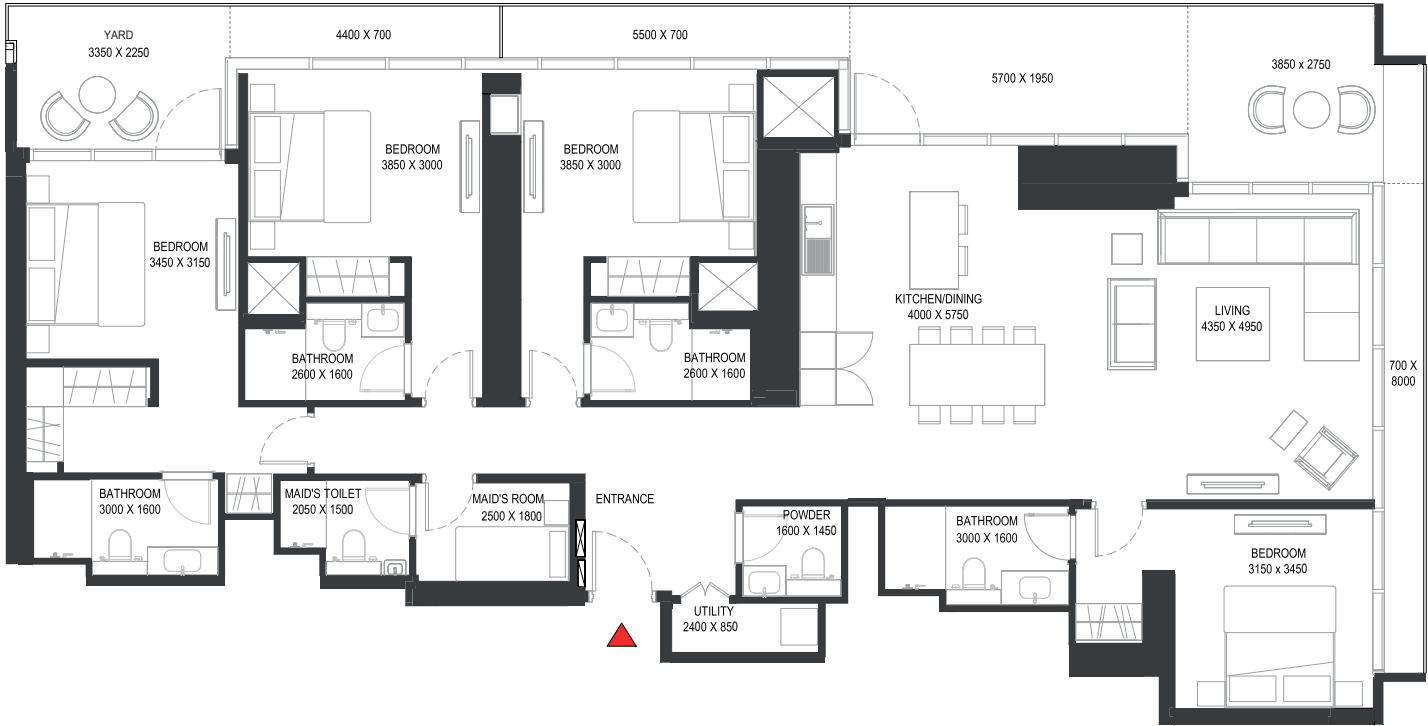
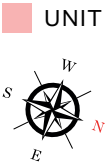
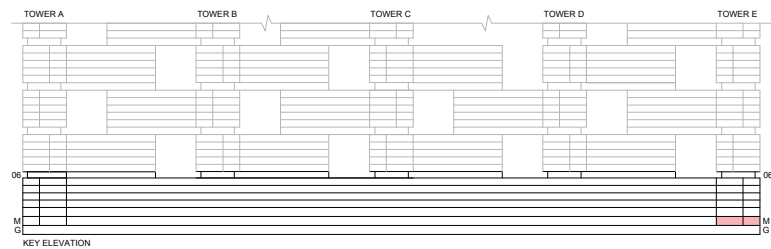
TOTAL = 2,555.67 SQ.FT.



4 BEDROOM APARTMENT

TYPE B (with maid room and powder room + yard) VARIANT 2

TOTAL SALEABLE AREA
SUITE = 2,084.43 SQ.FT.
YARD = 471.24 SQ.FT.
TOTAL = 2,555.67 SQ.FT.



List of unit numbers with this unit plan:

VIEWS

Community
E007

4 BEDROOM APARTMENT

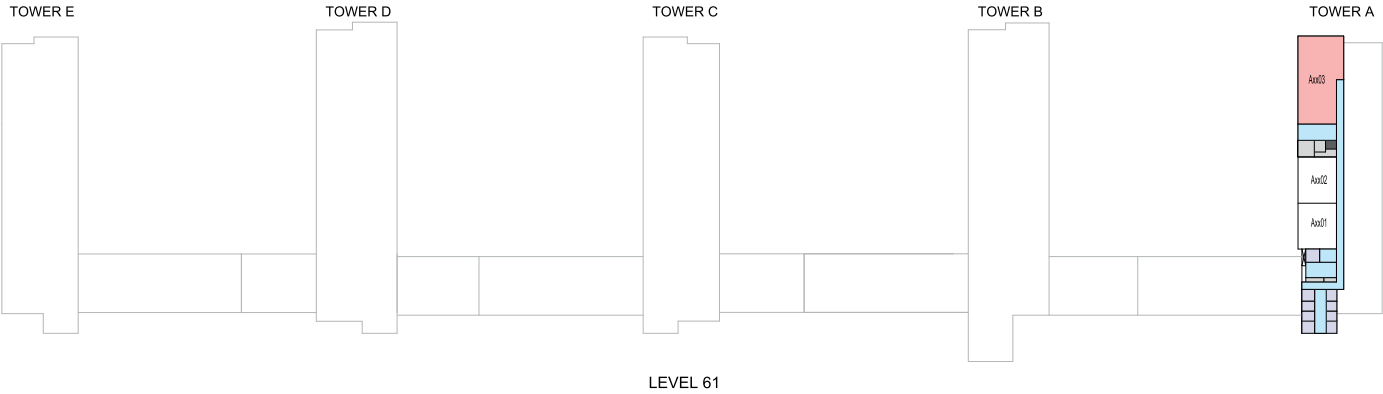
TYPE C (with powder room and maid room + yard)

TOTAL SALEABLE AREA

SUITE = 2,129.10 SQ.FT.

YARD = 469.41 SQ.FT.

TOTAL = 2,598.51 SQ.FT.



Disclaimer: 1. All dimensions are in metric, measured to wall finishes. 2. All materials, dimensions & drawings are approximate. 3. Information is subject to change without notice, at developer's absolute discretion. 4. Actual area may vary from the stated area. 5. Drawing are not to scale. 6. All images used are for illustrative purpose only and do not represent the actual size, features, specifications, fittings and furnishings. 7. The developer reserves the right to make revisions/ alterations, at its absolute discretion, without any liability whatsoever.

4 BEDROOM APARTMENT

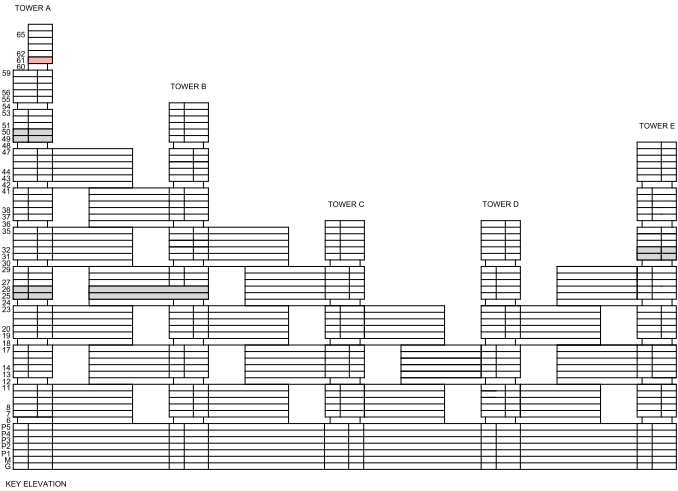
TYPE C (with powder room and maid room + yard)

TOTAL SALEABLE AREA

SUITE = 2,129.10 SQ.FT.

YARD = 469.41 SQ.FT.

TOTAL = 2,598.51 SQ.FT.



List of unit numbers with this unit plan:

VIEWS

Downtown, Ras Al Khor, Creek, Golf Course, Water body

A6103

Disclaimer: 1. All dimensions are in metric, measured to wall finishes. 2. All materials, dimensions & drawings are approximate. 3. Information is subject to change without notice, at developer's absolute discretion. 4. Actual area may vary from the stated area. 5. Drawing are not to scale. 6. All images used are for illustrative purpose only and do not represent the actual size, features, specifications, fittings and furnishings. 7. The developer reserves the right to make revisions/ alterations, at its absolute discretion, without any liability whatsoever.

4 BEDROOM APARTMENT

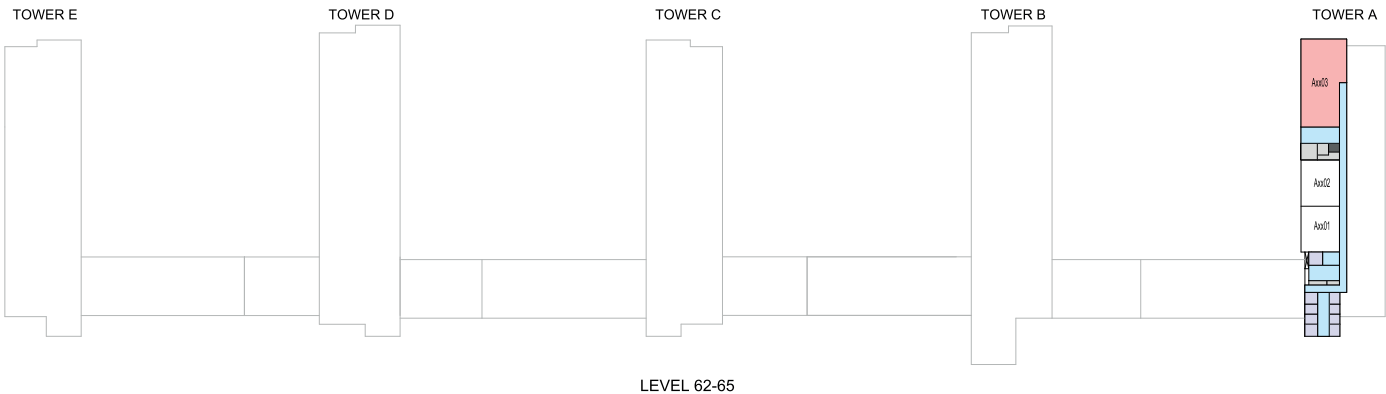
TYPE D (with powder room and maid room + balcony)

TOTAL SALEABLE AREA

SUITE = 2,128.78 SQ.FT.

BALCONY = 196.33 SQ.FT.

TOTAL = 2,325.11 SQ.FT.

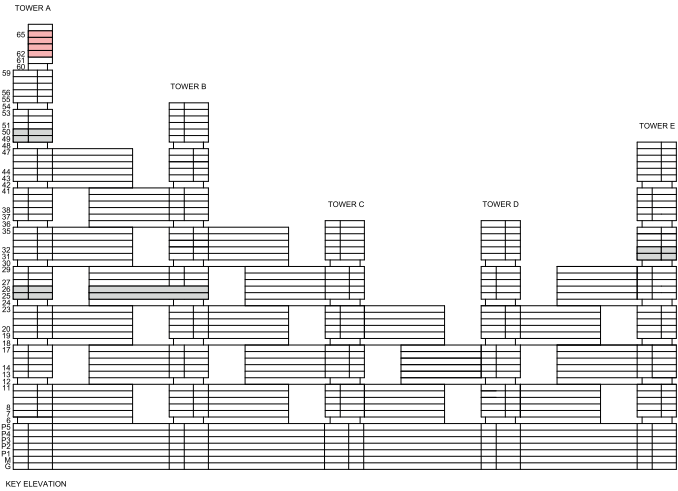


Disclaimer: 1. All dimensions are in metric, measured to wall finishes. 2. All materials, dimensions & drawings are approximate. 3. Information is subject to change without notice, at developer's absolute discretion. 4. Actual area may vary from the stated area. 5. Drawing are not to scale. 6. All images used are for illustrative purpose only and do not represent the actual size, features, specifications, fittings and furnishings. 7. The developer reserves the right to make revisions/ alterations, at its absolute discretion, without any liability whatsoever.

4 BEDROOM APARTMENT

TYPE D (with powder room and maid room + balcony)

TOTAL SALEABLE AREA
SUITE = 2,128.78 SQ.FT.
BALCONY = 196.33 SQ.FT.
TOTAL = 2,325.11 SQ.FT.



List of unit numbers with this unit plan:

VIEWS

Downtown, Ras Al Khor, Creek, Golf Course, Water body
A6203, A6303, A6403, A6503

Disclaimer: 1. All dimensions are in metric, measured to wall finishes. 2. All materials, dimensions & drawings are approximate. 3. Information is subject to change without notice, at developer's absolute discretion. 4. Actual area may vary from the stated area. 5. Drawing are not to scale. 6. All images used are for illustrative purpose only and do not represent the actual size, features, specifications, fittings and furnishings. 7. The developer reserves the right to make revisions/ alterations, at its absolute discretion, without any liability whatsoever.

DUPLEX

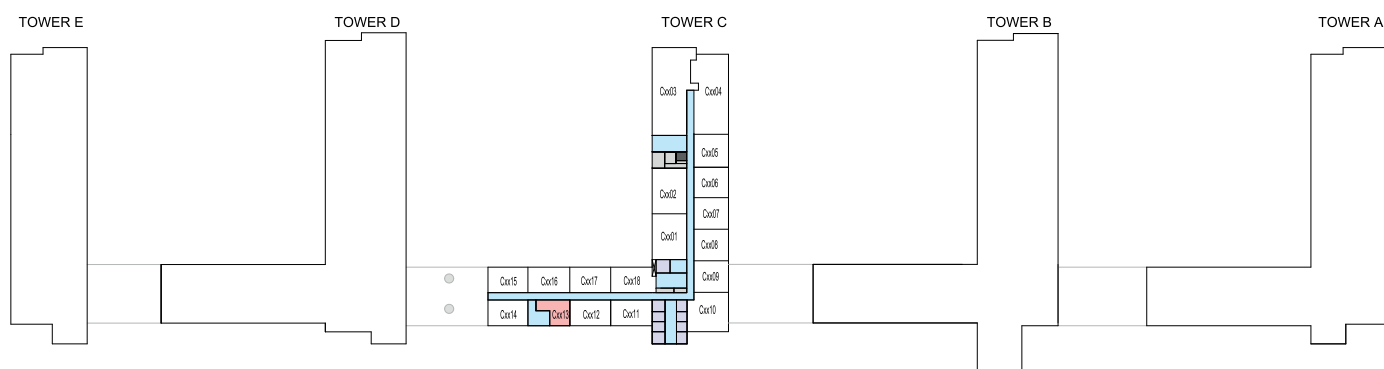
UNIT PLAN LAYOUTS



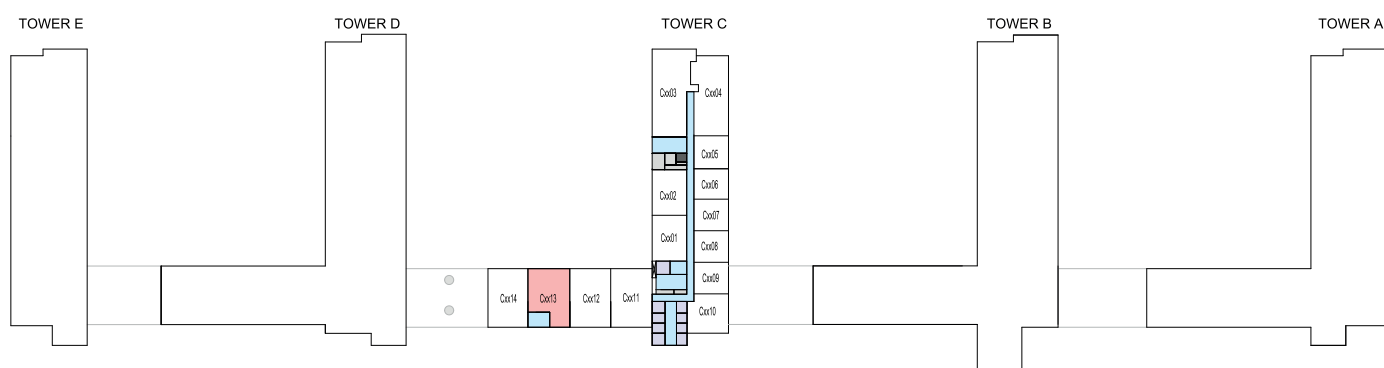
SOBHA ONE

TYPE A (with store room and maid room + balcony)

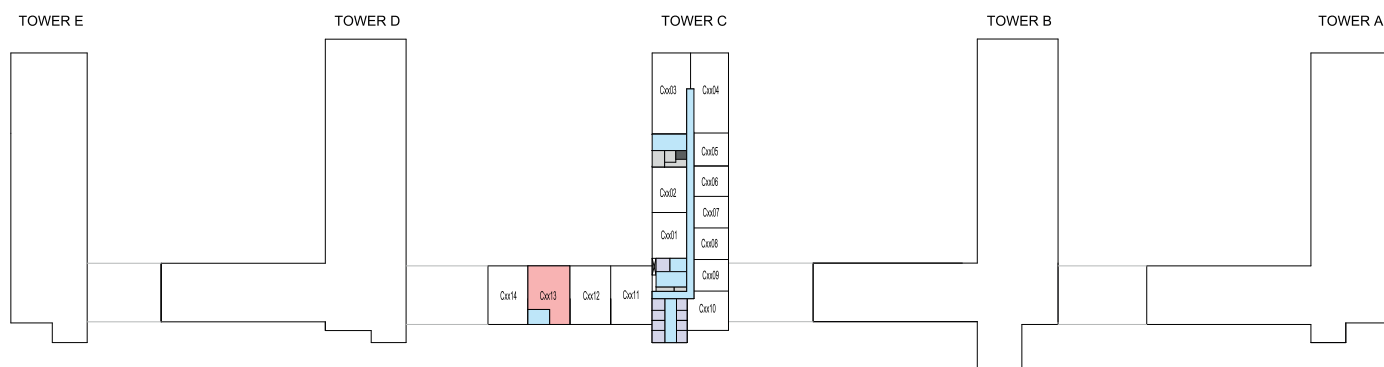
TOTAL = 1,887.67 SQ.FT.



LEVEL 10,19,22
TYPICAL ACCESS LEVEL



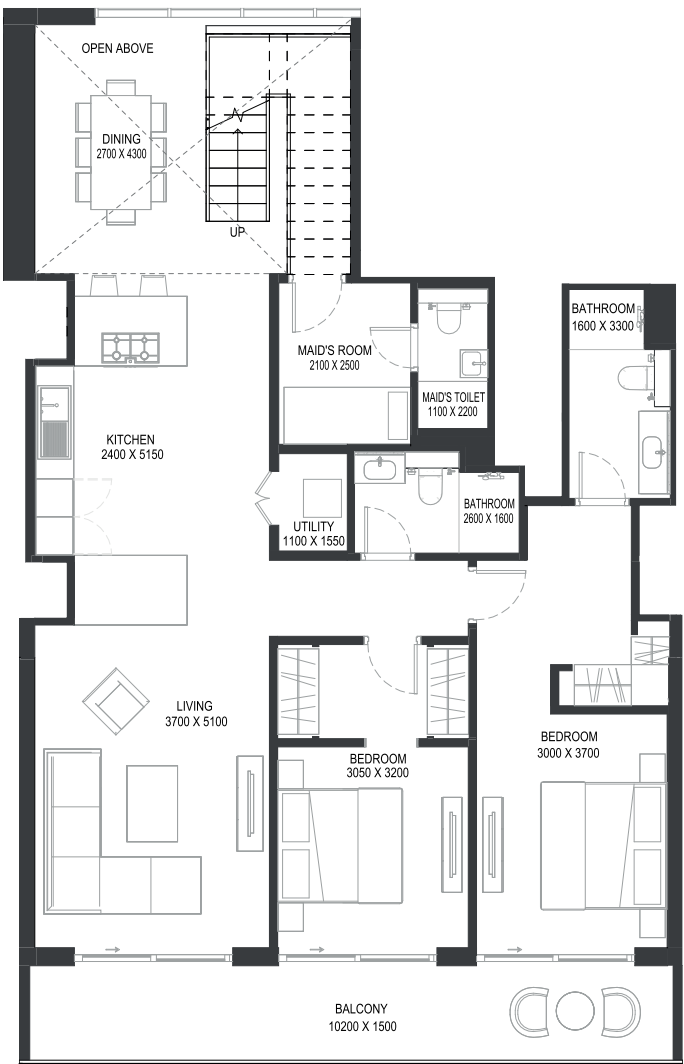
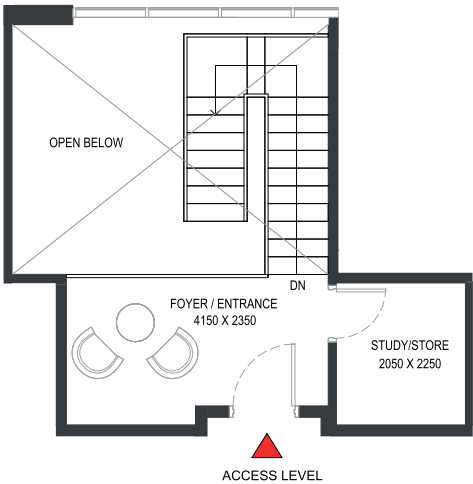
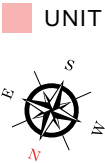
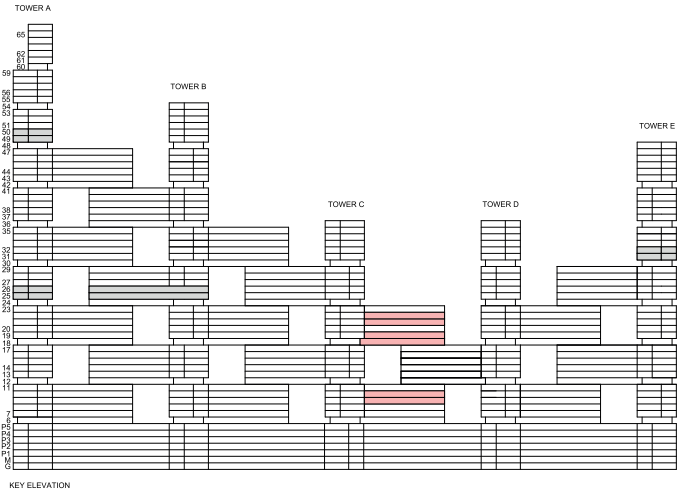
LEVEL 9,21
TYPICAL LOWER LEVEL



LEVEL 18
TYPICAL LOWER LEVEL

2 BEDROOM DUPLEX APARTMENT
TYPE A (with store room and maid room + balcony)

TOTAL SALEABLE AREA
SUITE = 1,705.33 SQ.FT.
BALCONY = 182.34 SQ.FT.
TOTAL = 1,887.67 SQ.FT.



List of unit numbers with this unit plan:

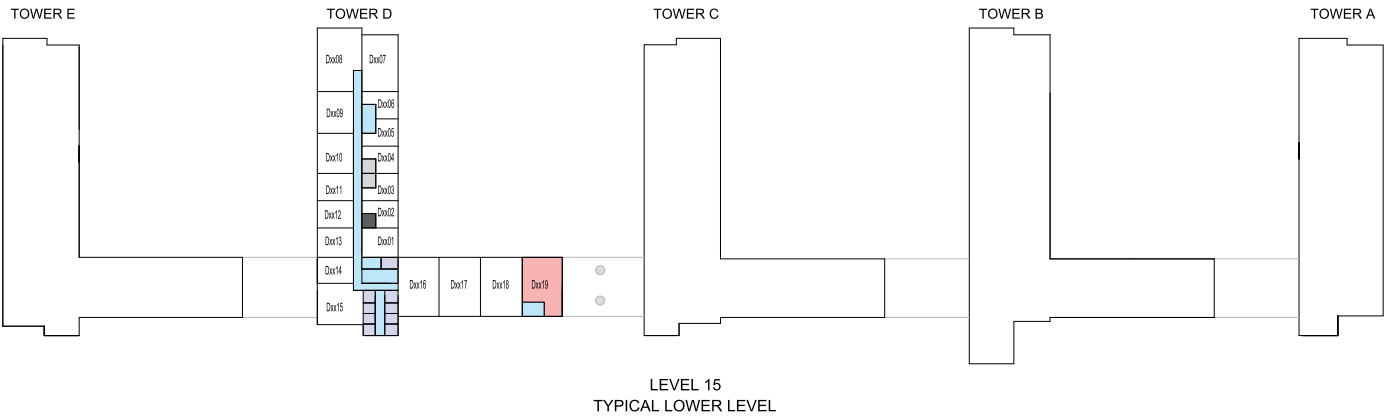
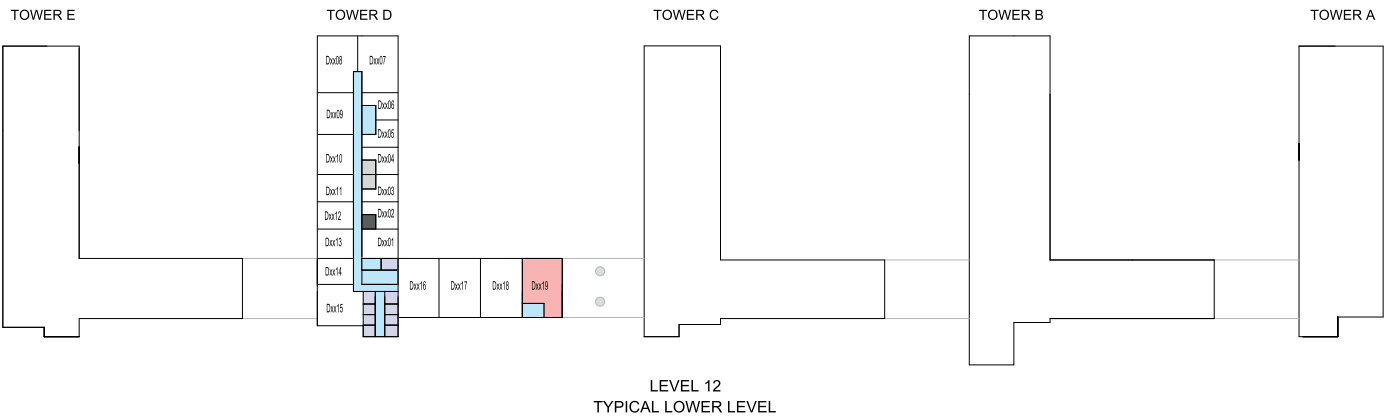
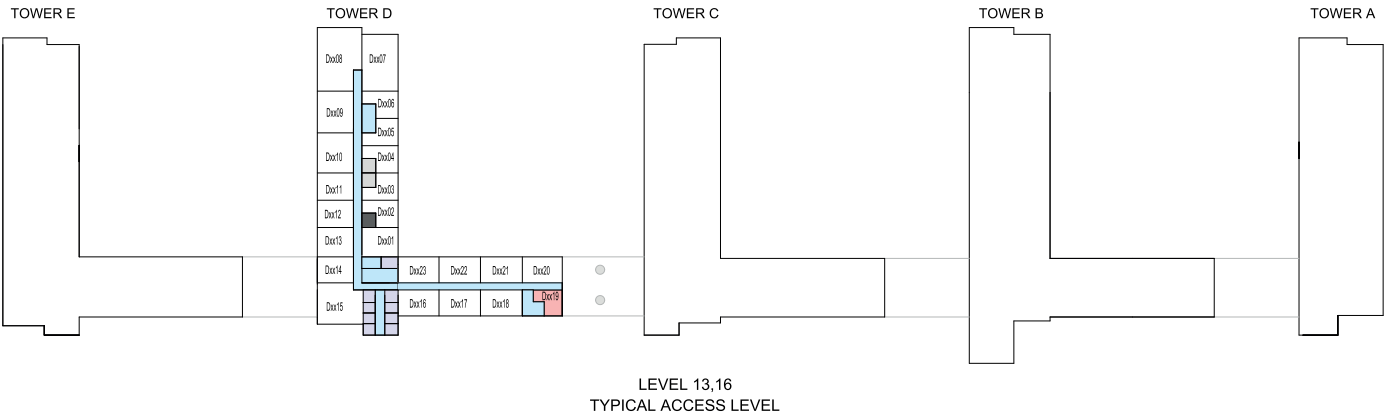
VIEWS

Ras Al Khor, Creek, Amenities
C1013

Ras Al Khor, Golf Course, Creek, Amenities
C1913, C2213

2 BEDROOM DUPLEX APARTMENT
TYPE A (with store room and maid room + balcony) VARIANT 1

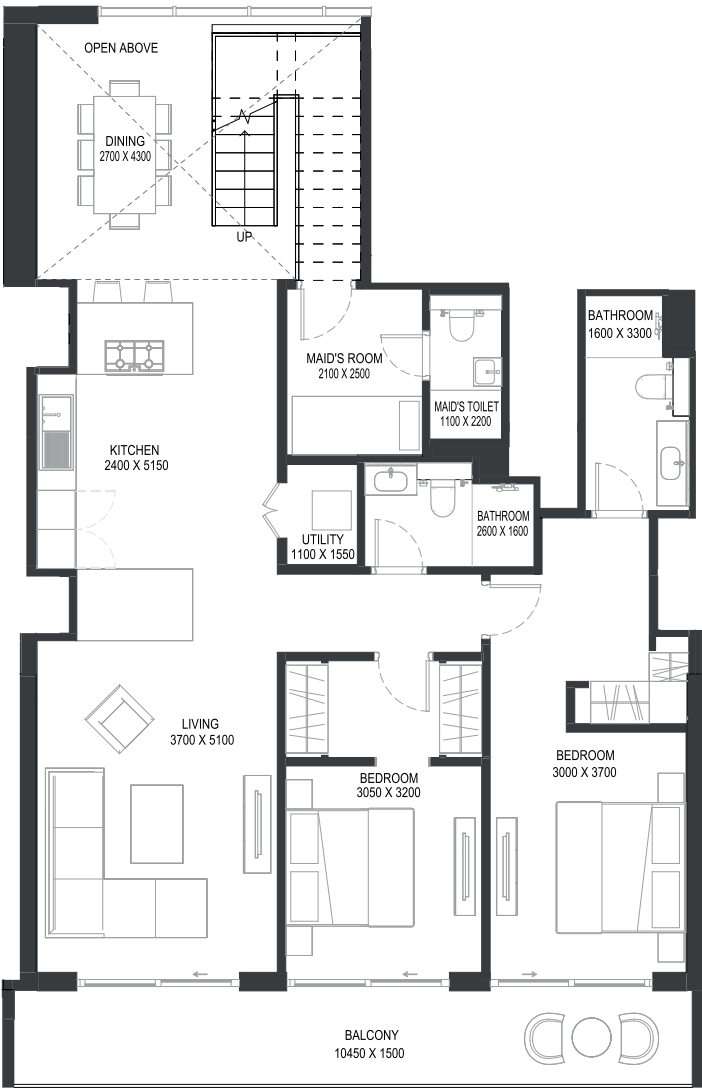
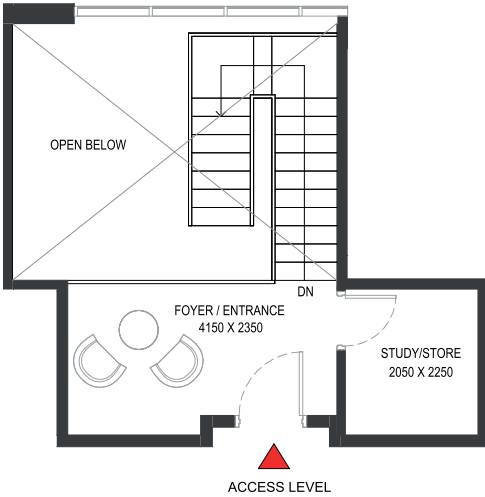
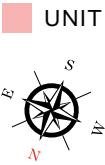
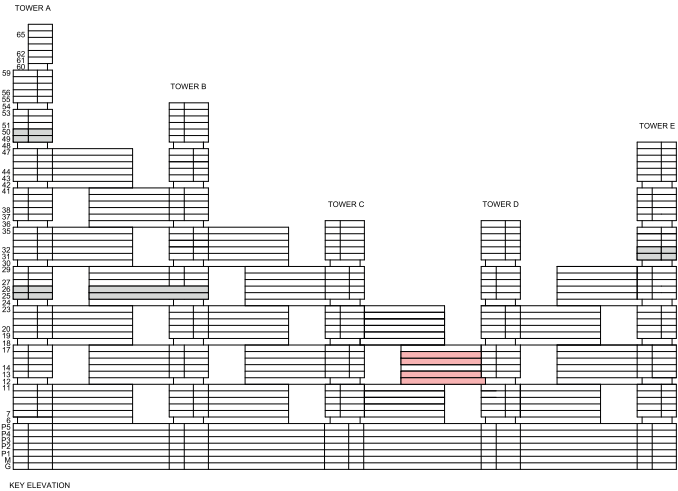
TOTAL SALEABLE AREA
SUITE = 1,705.33 SQ.FT.
BALCONY = 185.46 SQ.FT.
TOTAL = 1,890.79 SQ.FT.



Disclaimer: 1. All dimensions are in metric, measured to wall finishes. 2. All materials, dimensions & drawings are approximate. 3. Information is subject to change without notice, at developer's absolute discretion. 4. Actual area may vary from the stated area. 5. Drawing are not to scale. 6. All images used are for illustrative purpose only and do not represent the actual size, features, specifications, fittings and furnishings. 7. The developer reserves the right to make revisions/ alterations, at its absolute discretion, without any liability whatsoever.

2 BEDROOM DUPLEX APARTMENT
TYPE A (with store room and maid room + balcony) VARIANT 1

TOTAL SALEABLE AREA
SUITE = 1,705.33 SQ.FT.
BALCONY = 185.46 SQ.FT.
TOTAL = 1,890.79 SQ.FT.



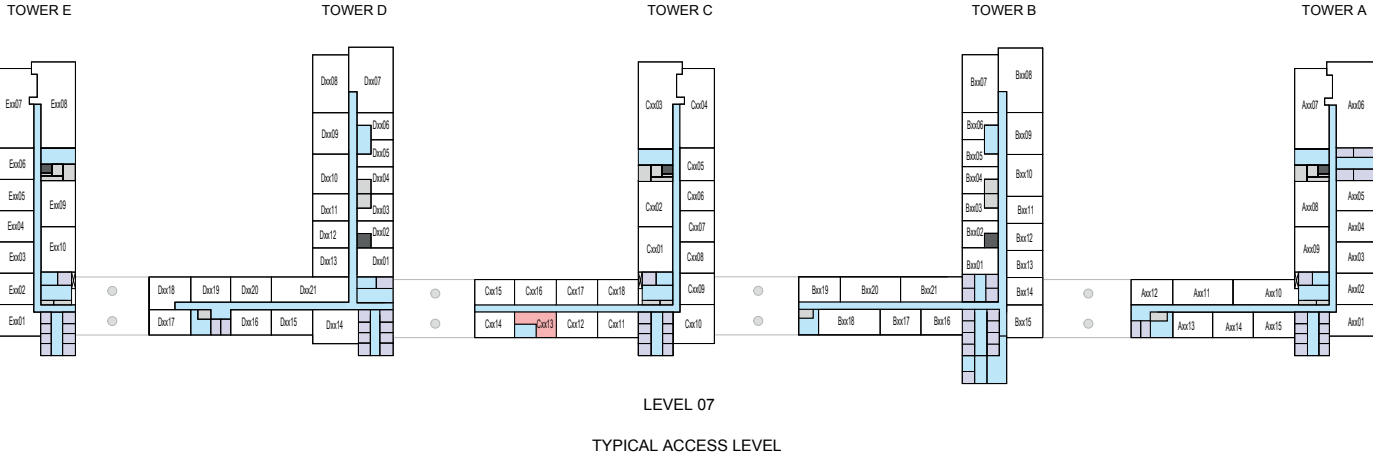
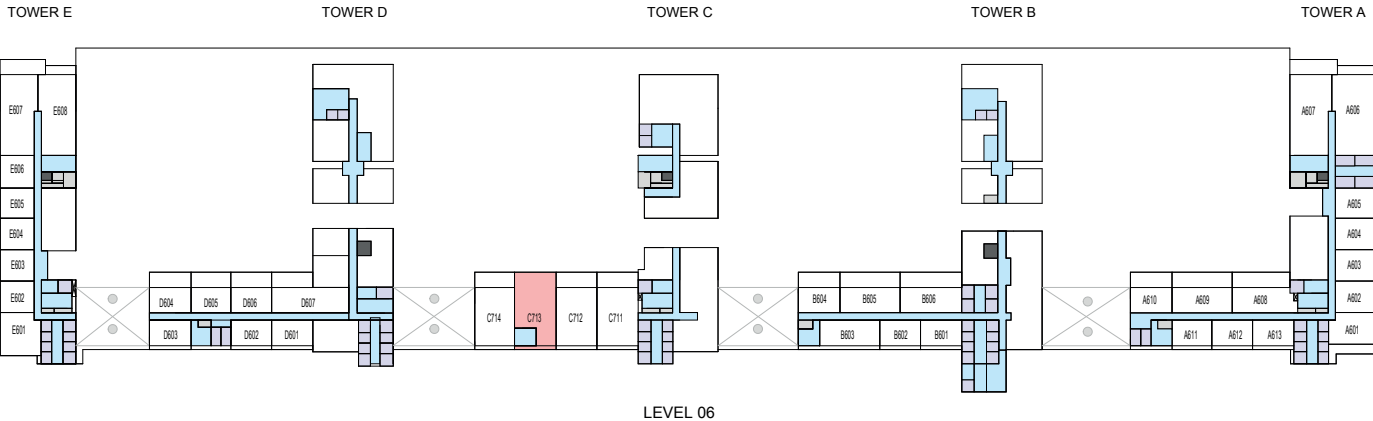
List of unit numbers with this unit plan:

VIEWS
Ras Al Khor, Golf Course, Creek, Amenities
D1319, D1619

Disclaimer: 1. All dimensions are in metric, measured to wall finishes. 2. All materials, dimensions & drawings are approximate. 3. Information is subject to change without notice, at developer's absolute discretion. 4. Actual area may vary from the stated area. 5. Drawing are not to scale. 6. All images used are for illustrative purpose only and do not represent the actual size, features, specifications, fittings and furnishings. 7. The developer reserves the right to make revisions/ alterations, at its absolute discretion, without any liability whatsoever.

2 BEDROOM DUPLEX APARTMENT
TYPE A (with store room and maid room + yard) VARIANT 2

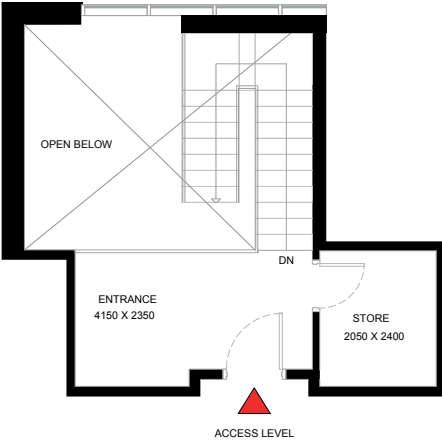
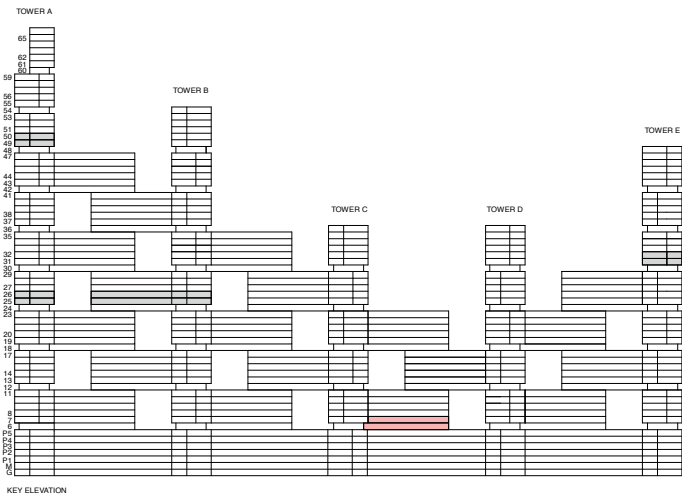
TOTAL SALEABLE AREA
SUITE = 1,711.25 SQ.FT.
YARD = 737.97 SQ.FT.
TOTAL = 2,449.22 SQ.FT.



Disclaimer: 1. All dimensions are in metric, measured to wall finishes. 2. All materials, dimensions & drawings are approximate. 3. Information is subject to change without notice, at developer's absolute discretion. 4. Actual area may vary from the stated area. 5. Drawing are not to scale. 6. All images used are for illustrative purpose only and do not represent the actual size, features, specifications, fittings and furnishings. 7. The developer reserves the right to make revisions/ alterations, at its absolute discretion, without any liability whatsoever.

2 BEDROOM DUPLEX APARTMENT
TYPE A (with store room and maid room + yard) VARIANT 2

TOTAL SALEABLE AREA
SUITE = 1,711.25 SQ.FT.
YARD = 737.97 SQ.FT.
TOTAL = 2,449.22 SQ.FT.



List of unit numbers with this unit plan:

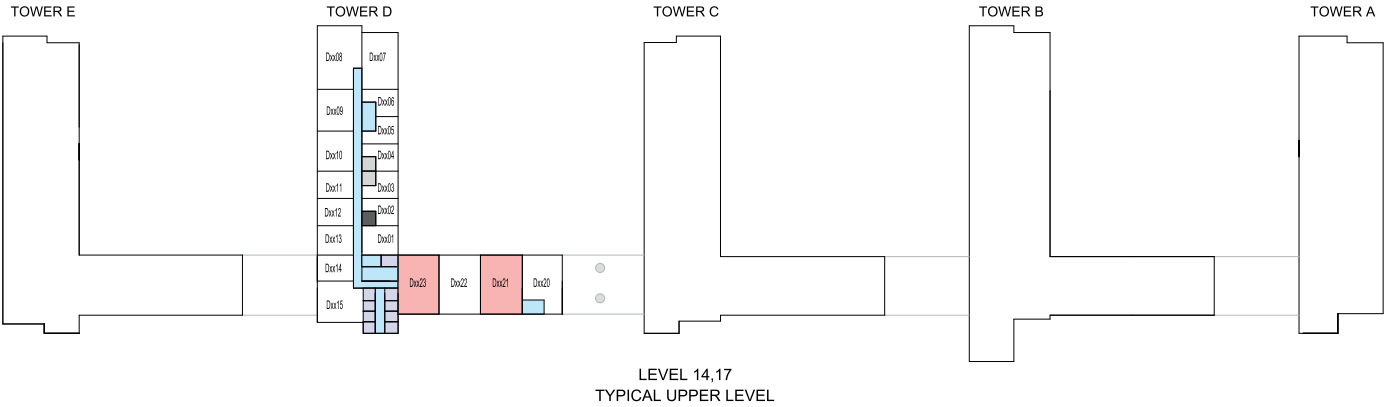
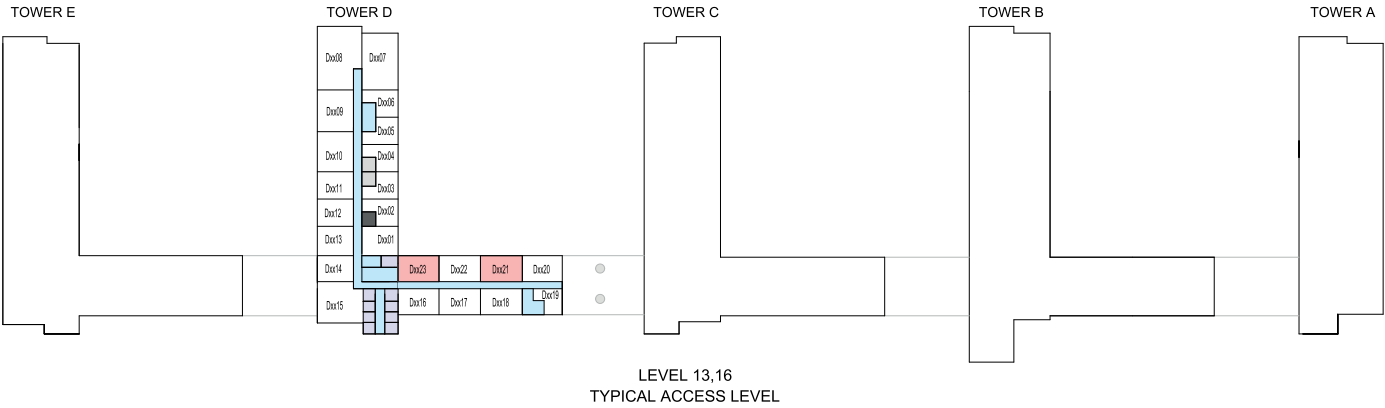
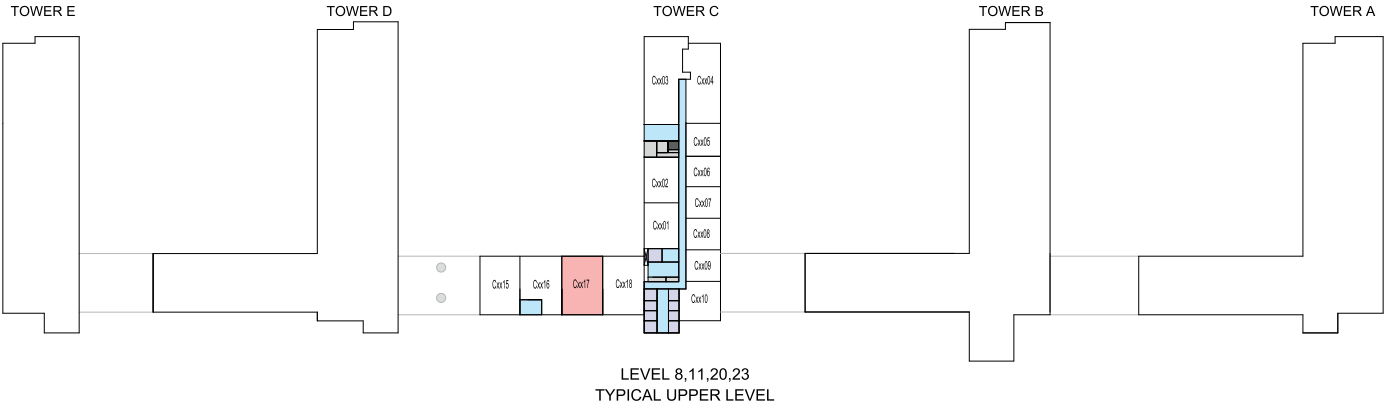
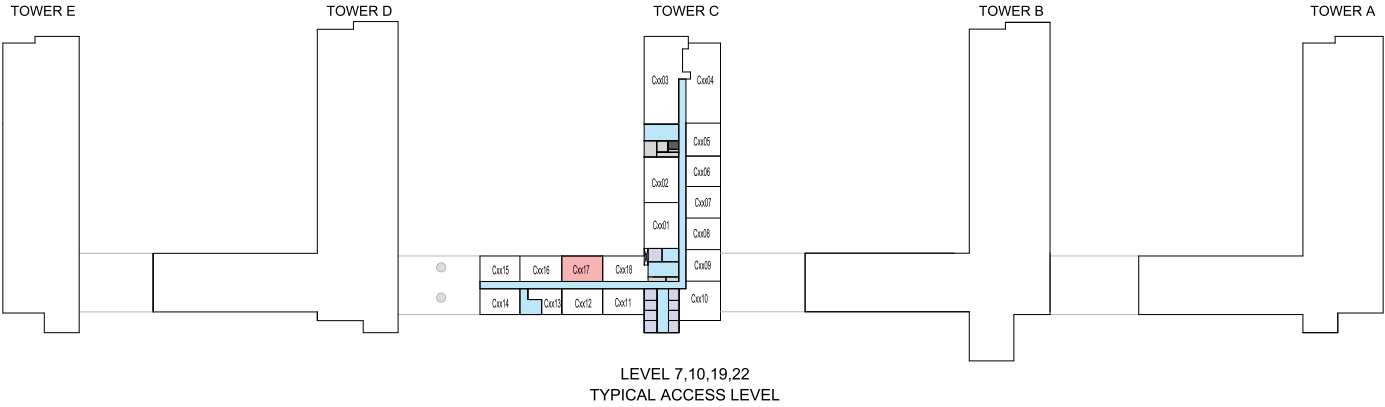
VIEWS

Amenities
C713

Disclaimer: 1. All dimensions are in metric, measured to wall finishes. 2. All materials, dimensions & drawings are approximate. 3. Information is subject to change without notice, at developer's absolute discretion. 4. Actual area may vary from the stated area. 5. Drawing are not to scale. 6. All images used are for illustrative purpose only and do not represent the actual size, features, specifications, fittings and furnishings. 7. The developer reserves the right to make revisions/ alterations, at its absolute discretion, without any liability whatsoever.

3 BEDROOM DUPLEX APARTMENT
TYPE A (with store room, powder room and maid room + yard)

TOTAL SALEABLE AREA
SUITE RANGE = 2,051.92 - 2,075.71 SQ.FT.
YARD RANGE = 231.64 - 235.84 SQ.FT.
TOTAL RANGE = 2,283.56 - 2,311.55 SQ.FT.



Disclaimer: 1. All dimensions are in metric, measured to wall finishes. 2. All materials, dimensions & drawings are approximate. 3. Information is subject to change without notice, at developer's absolute discretion. 4. Actual area may vary from the stated area. 5. Drawing are not to scale. 6. All images used are for illustrative purpose only and do not represent the actual size, features, specifications, fittings and furnishings. 7. The developer reserves the right to make revisions/ alterations, at its absolute discretion, without any liability whatsoever.

3 BEDROOM DUPLEX APARTMENT

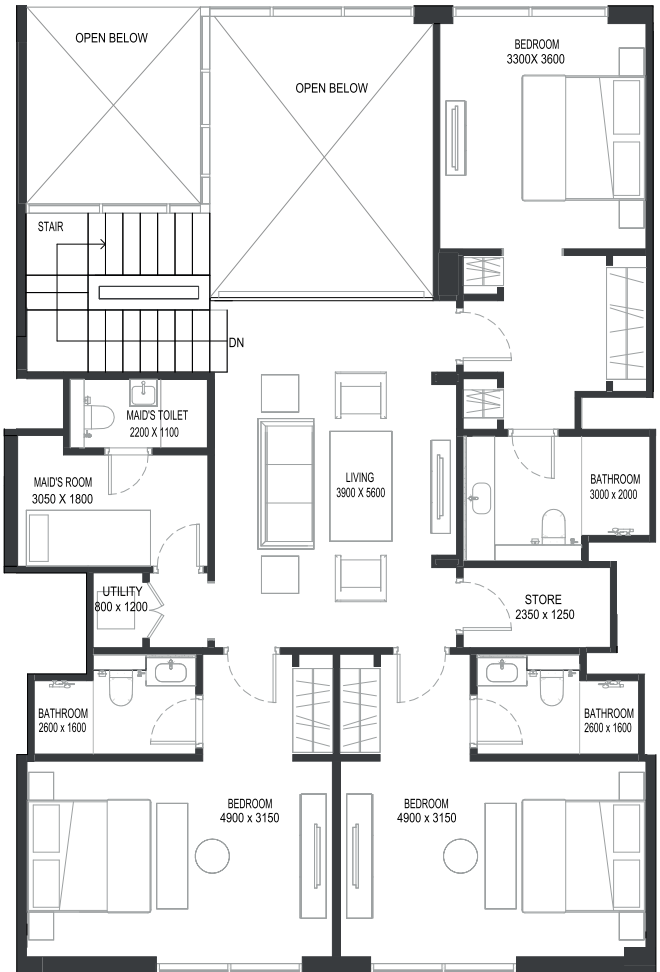
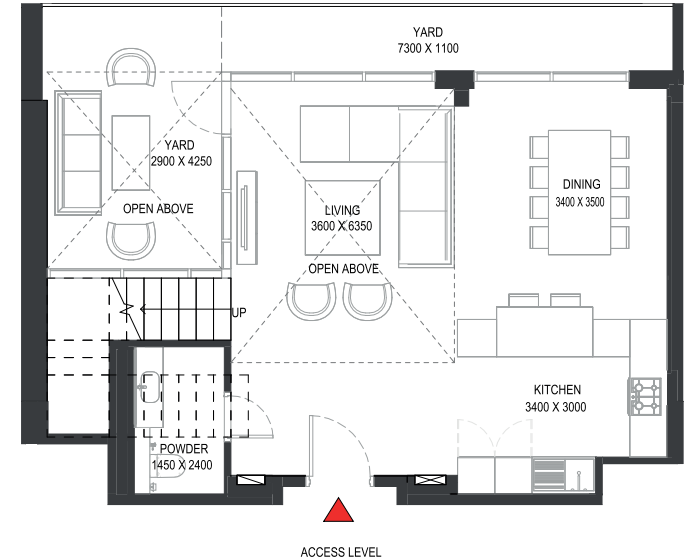
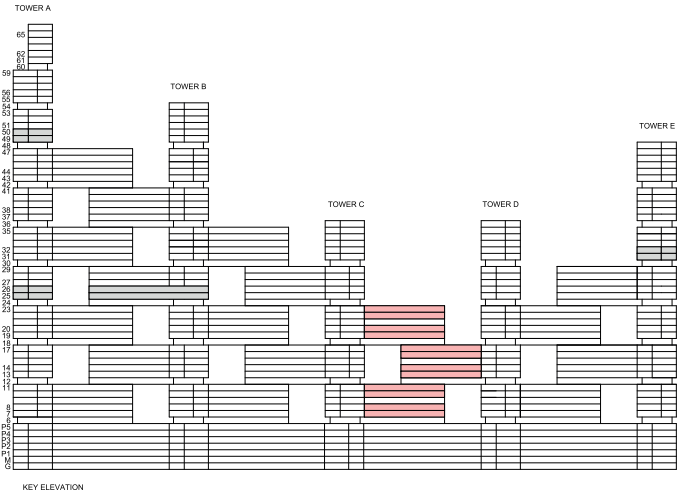
TYPE A (with store room, powder room and maid room + yard)

TOTAL SALEABLE AREA

SUITE RANGE = 2,051.92 - 2,075.71 SQ.FT.

YARD RANGE = 231.64 - 235.84 SQ.FT.

TOTAL RANGE = 2,283.56 - 2,311.55 SQ.FT.



List of unit numbers with this unit plan:

VIEWS

Ras Al Khor, Amenities
C717

Ras Al Khor, Golf Course, Amenities
C1017, C1917, C2217

Ras Al Khor, Golf Course, Creek, Amenities
D1321, D1621

Golf Course, Creek, Amenities
D1323, D1623

Disclaimer: 1. All dimensions are in metric, measured to wall finishes. 2. All materials, dimensions & drawings are approximate. 3. Information is subject to change without notice, at developer's absolute discretion. 4. Actual area may vary from the stated area. 5. Drawing are not to scale. 6. All images used are for illustrative purpose only and do not represent the actual size, features, specifications, fittings and furnishings. 7. The developer reserves the right to make revisions/ alterations, at its absolute discretion, without any liability whatsoever.

3 BEDROOM DUPLEX APARTMENT

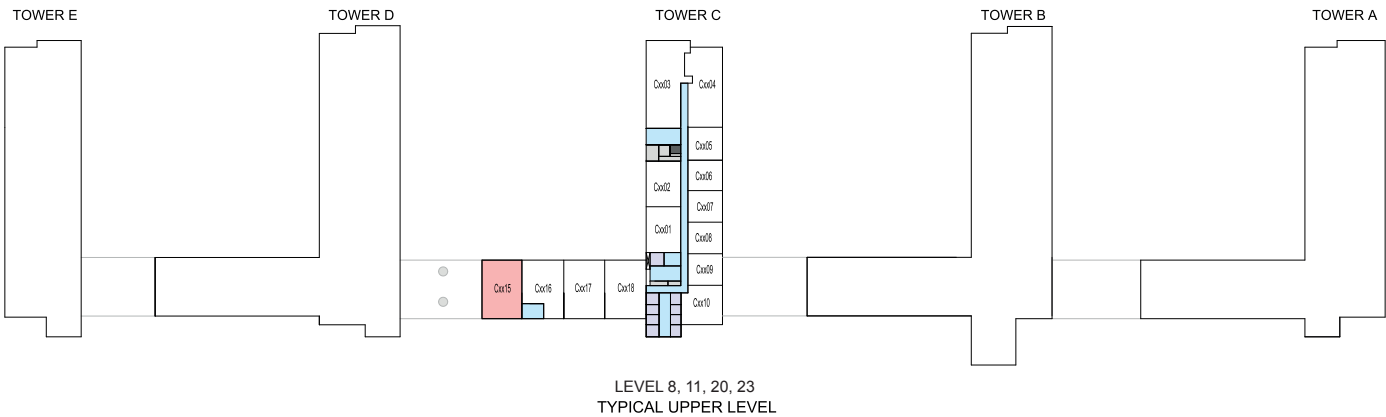
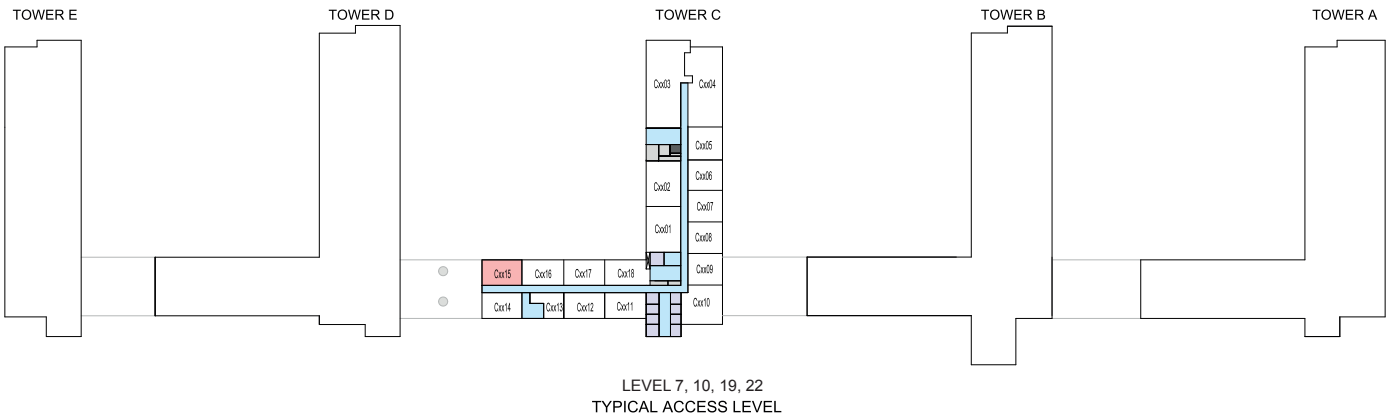
TYPE A (with store room, powder room and maid room + yard) VARIANT 1

TOTAL SALEABLE AREA

SUITE = 2,051.92 SQ.FT.

YARD = 234.12 SQ.FT.

TOTAL = 2,286.04 SQ.FT.



3 BEDROOM DUPLEX APARTMENT

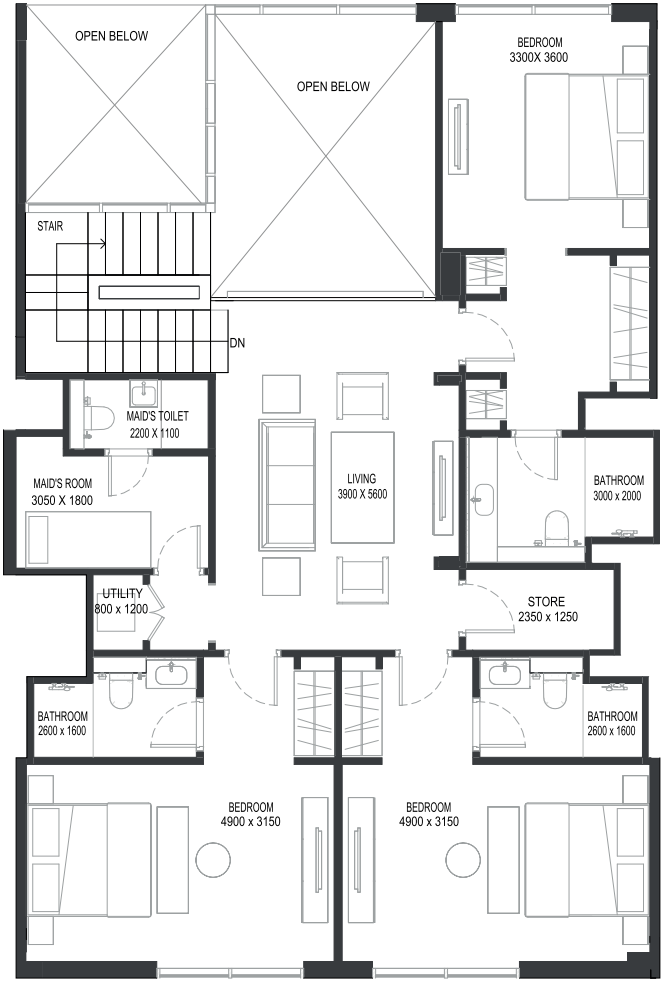
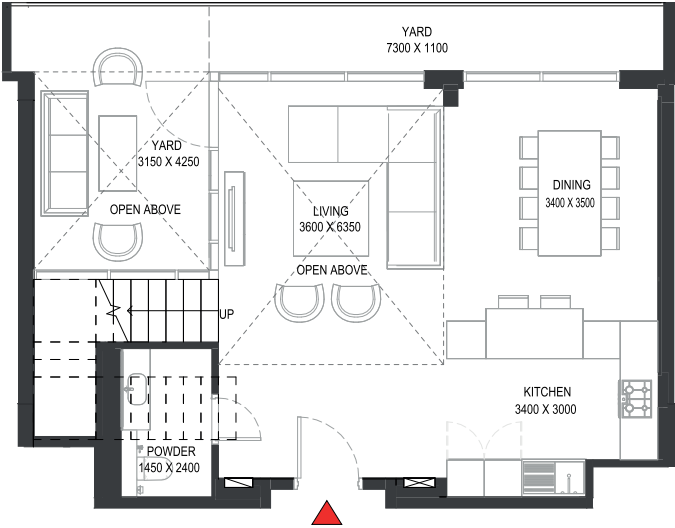
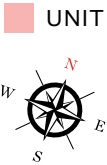
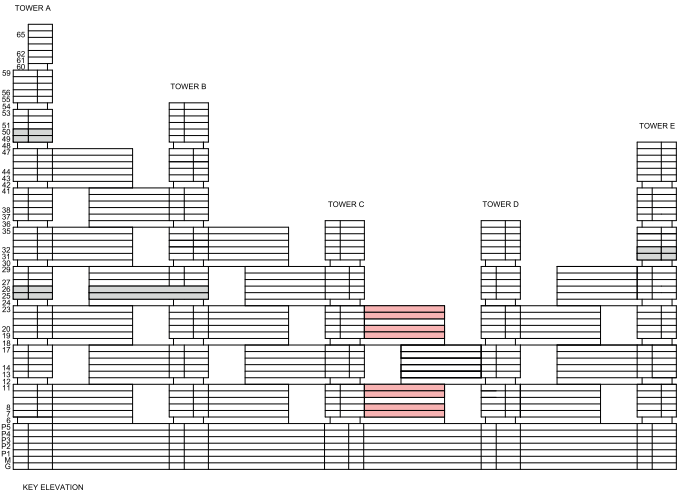
TYPE A (with store room, powder room and maid room + yard) VARIANT 1

TOTAL SALEABLE AREA

SUITE = 2,051.92 SQ.FT.

YARD = 234.12 SQ.FT.

TOTAL = 2,286.04 SQ.FT.



List of unit numbers with this unit plan:

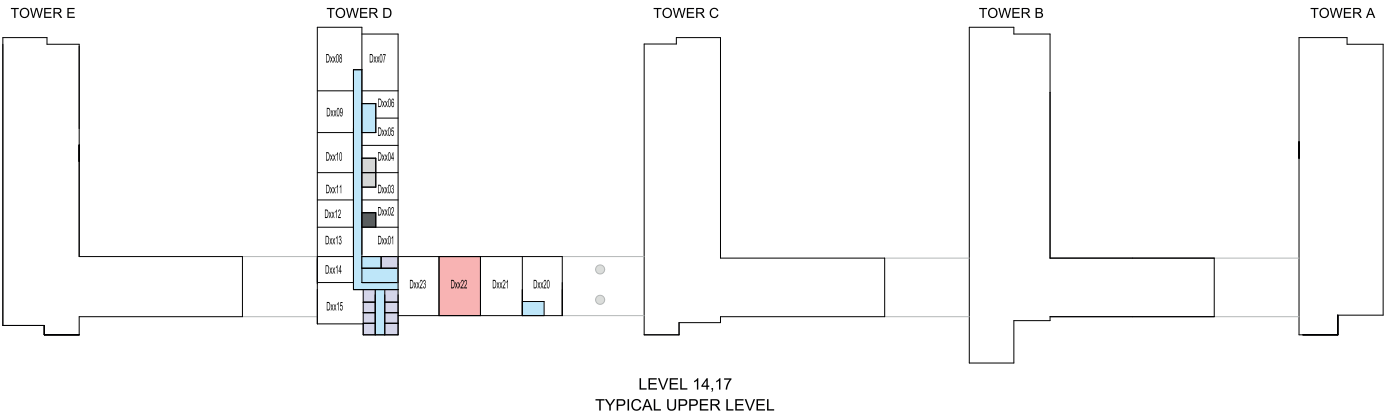
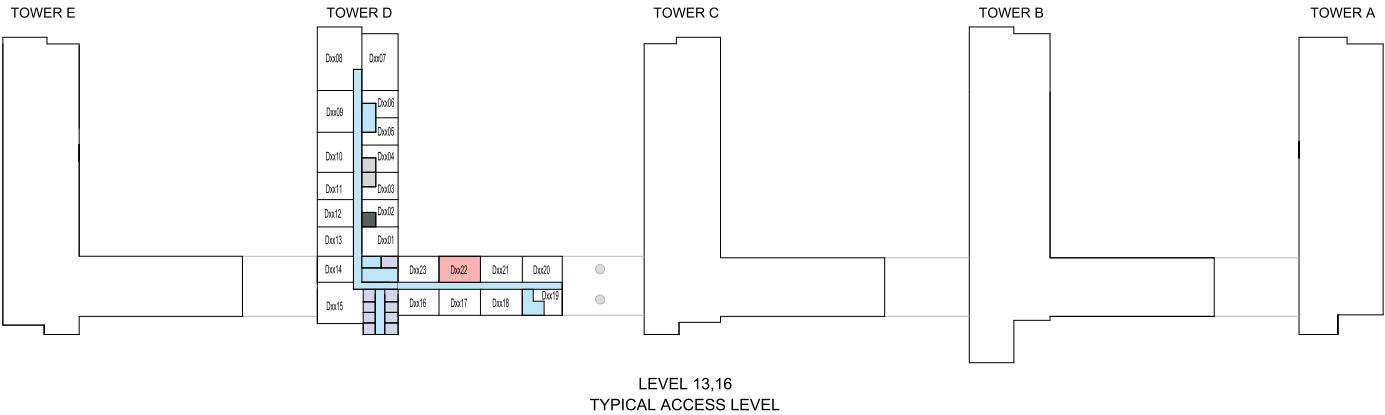
VIEWS

Ras Al Khor, Creek, Amenities
C715

Ras Al Khor, Golf Course, Creek, Amenities
C1015, C1915, C2215

3 BEDROOM DUPLEX APARTMENT
TYPE A (with store room, powder room and maid room + yard) VARIANT 2

TOTAL SALEABLE AREA
SUITE = 2,051.92 SQ.FT.
YARD = 231.64 SQ.FT.
TOTAL = 2,283.56 SQ.FT.



3 BEDROOM DUPLEX APARTMENT

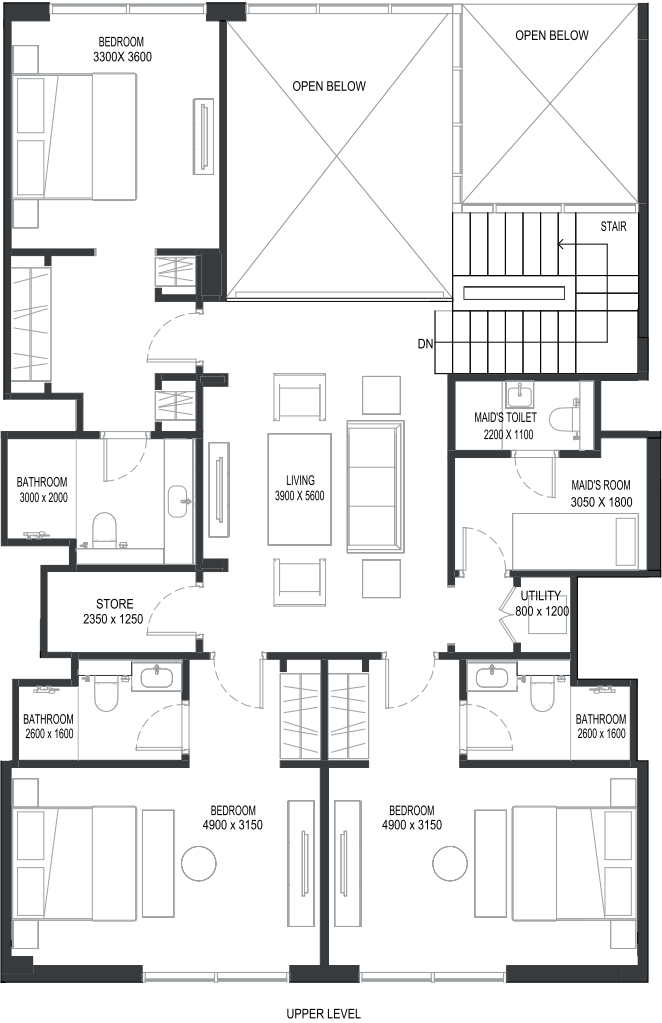
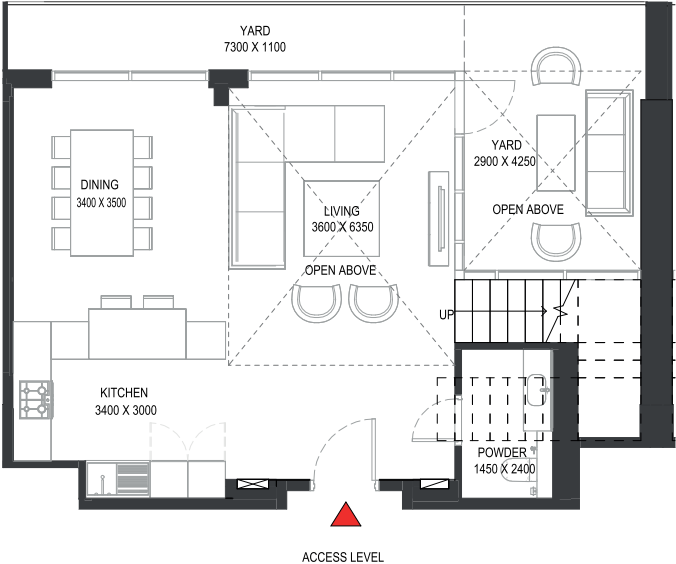
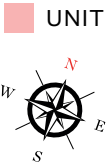
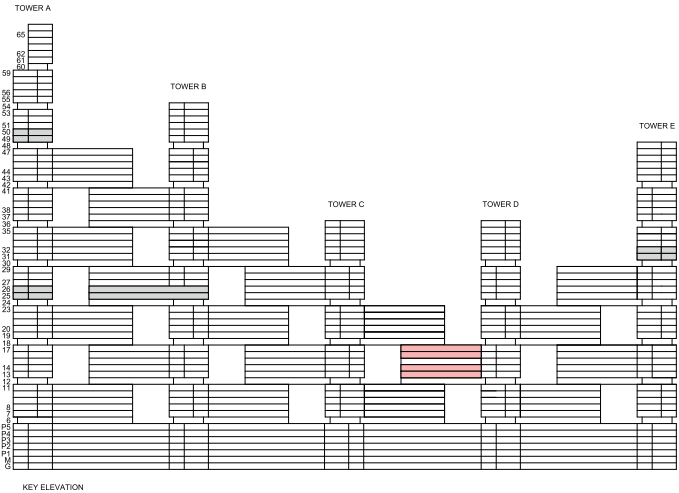
TYPE A (with store room, powder room and maid room + yard) VARIANT 2

TOTAL SALEABLE AREA

SUITE = 2,051.92 SQ.FT.

YARD = 231.64 SQ.FT.

TOTAL = 2,283.56 SQ.FT.



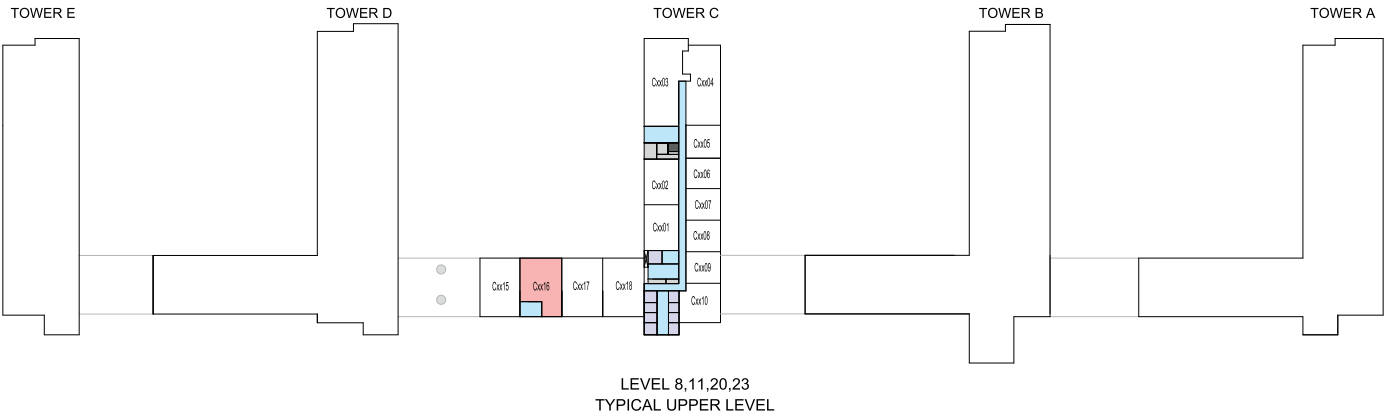
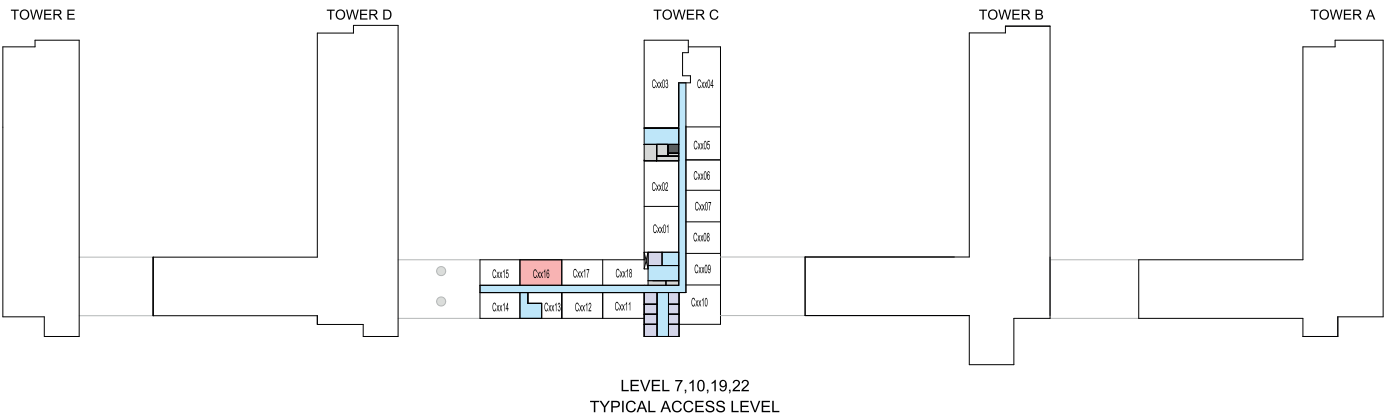
List of unit numbers with this unit plan:

VIEWS

Golf Course, Creek, Amenities
D1322, D1622

3 BEDROOM DUPLEX APARTMENT
TYPE B (with store room, powder room and maid room + yard)

TOTAL SALEABLE AREA
SUITE = 2,006.82 SQ.FT.
YARD = 232.39 SQ.FT.
TOTAL = 2,239.21 SQ.FT.



3 BEDROOM DUPLEX APARTMENT

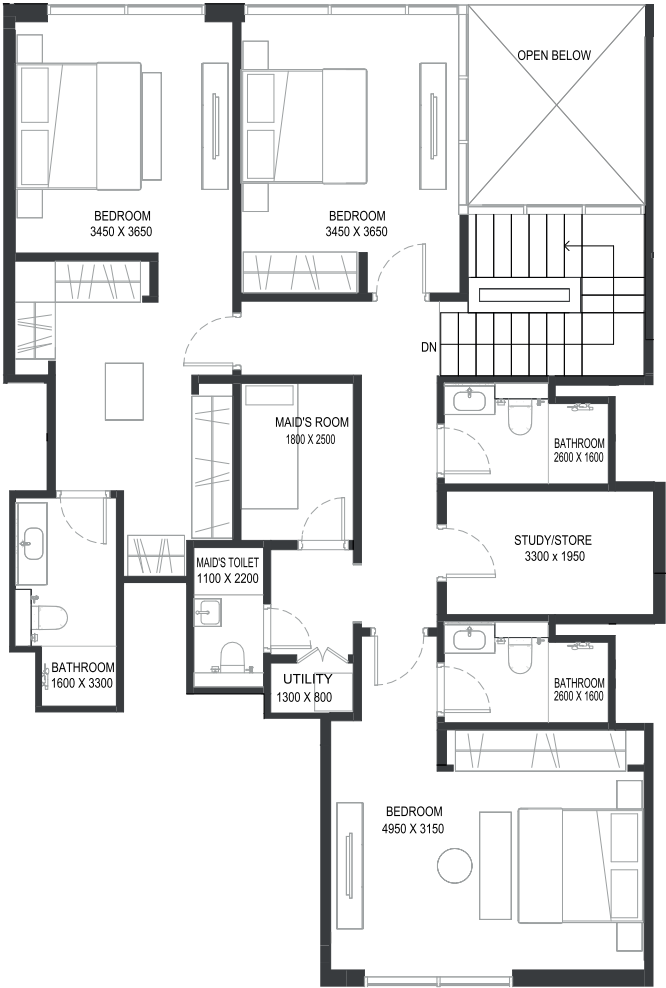
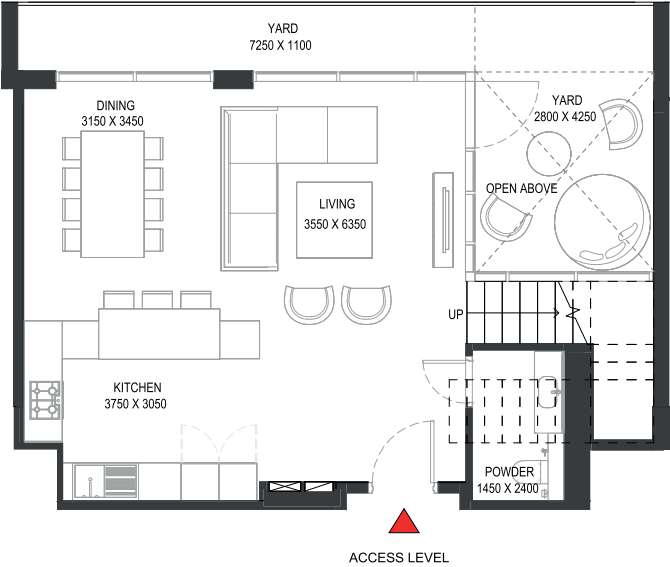
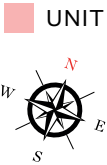
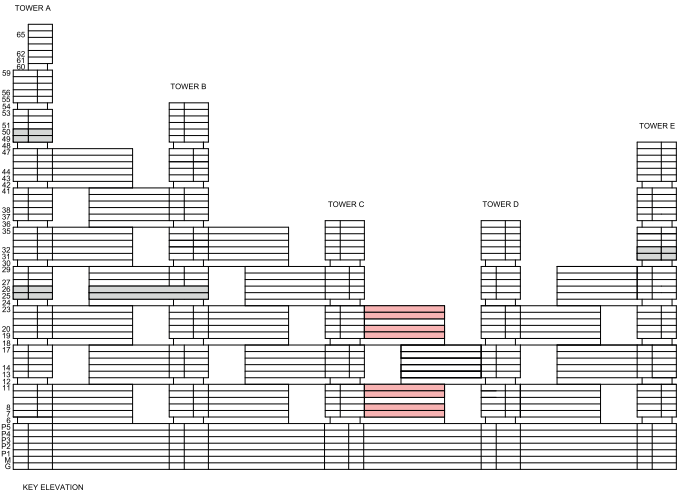
TYPE B (with store room, powder room and maid room + yard)

TOTAL SALEABLE AREA

SUITE = 2,006.82 SQ.FT.

YARD = 232.39 SQ.FT.

TOTAL = 2,239.21 SQ.FT.



List of unit numbers with this unit plan:

VIEWES

- Ras Al Khor, Creek, Amenities
C716
- Ras Al Khor, Golf Course, Creek, Amenities
C1016, C1916, C2216

Disclaimer: 1. All dimensions are in metric, measured to wall finishes. 2. All materials, dimensions & drawings are approximate. 3. Information is subject to change without notice, at developer's absolute discretion. 4. Actual area may vary from the stated area. 5. Drawing are not to scale. 6. All images used are for illustrative purpose only and do not represent the actual size, features, specifications, fittings and furnishings. 7. The developer reserves the right to make revisions/ alterations, at its absolute discretion, without any liability whatsoever.

3 BEDROOM DUPLEX APARTMENT

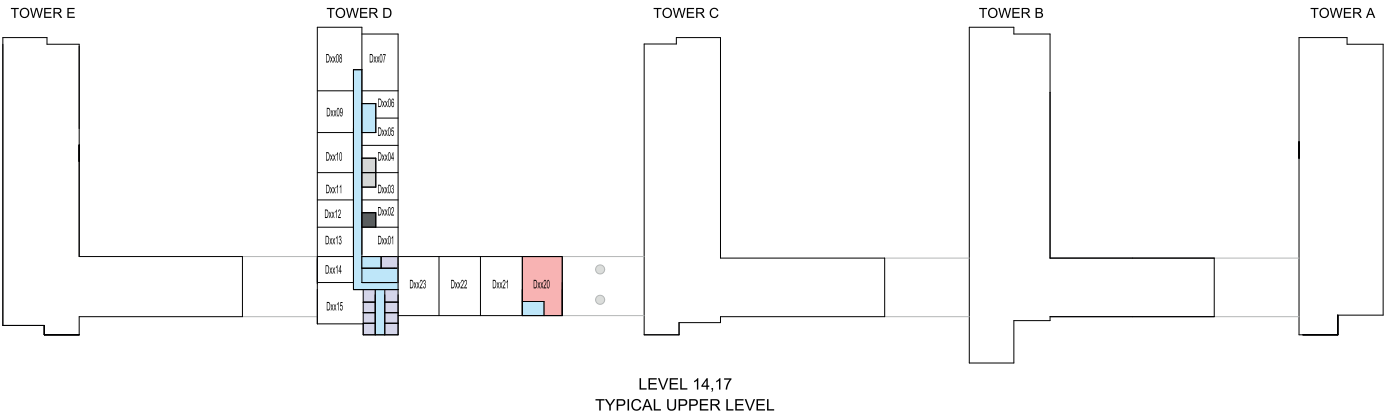
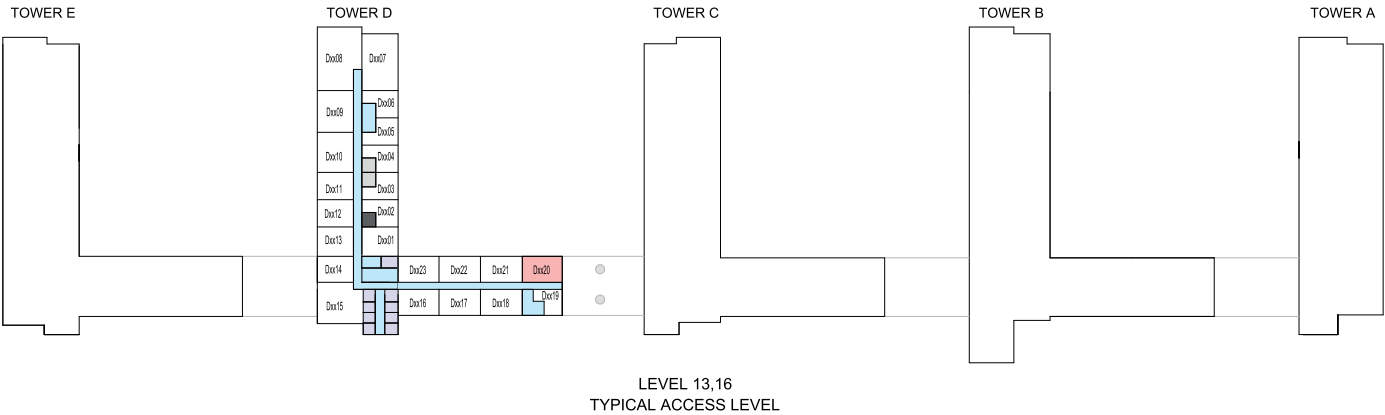
TYPE B (with store room, powder room and maid room + yard) VARIANT 1

TOTAL SALEABLE AREA

SUITE = 2,006.82 SQ.FT.

YARD = 233.58 SQ.FT.

TOTAL = 2,240.40 SQ.FT.



3 BEDROOM DUPLEX APARTMENT

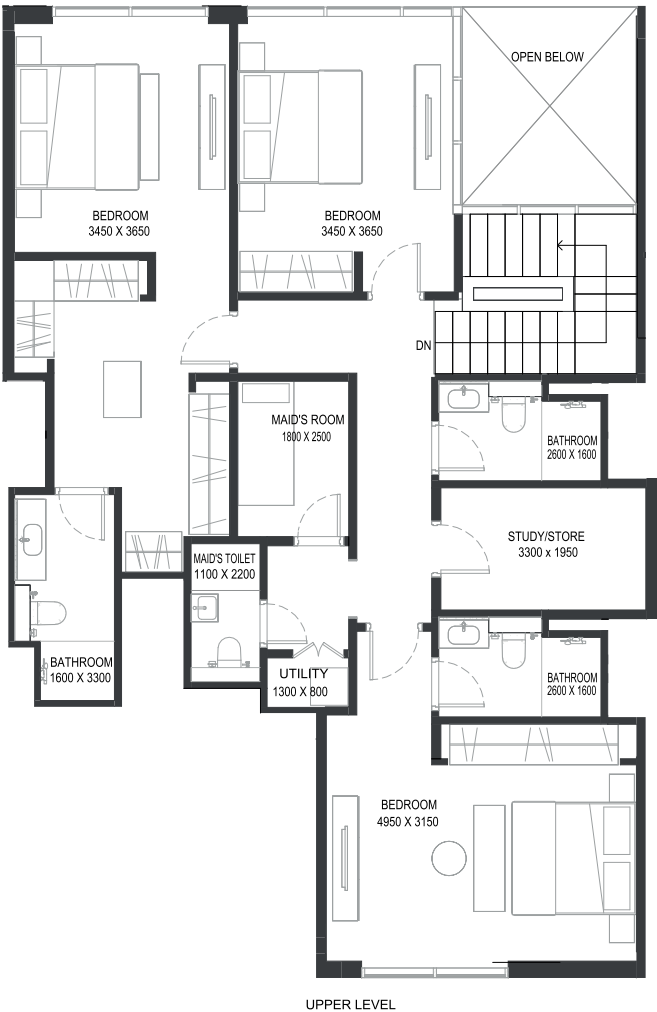
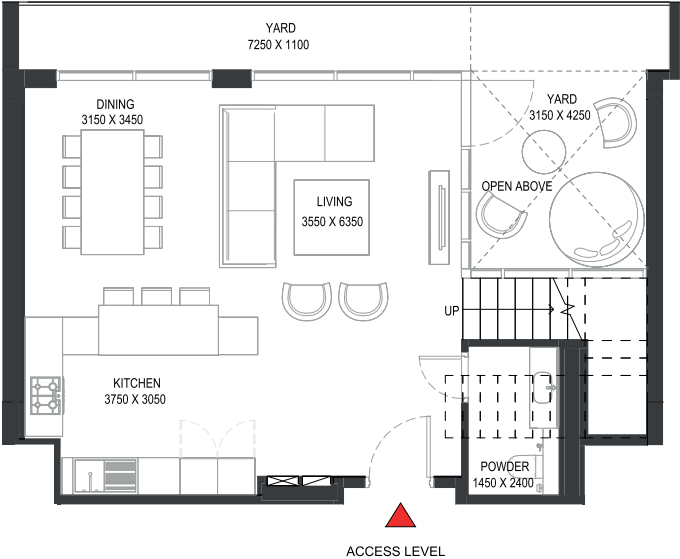
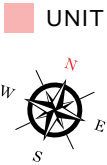
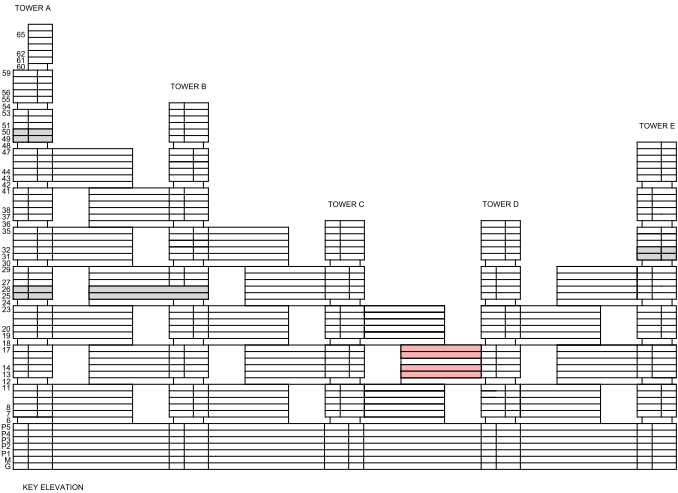
TYPE B (with store room, powder room and maid room + yard) VARIANT 1

TOTAL SALEABLE AREA

SUITE = 2,006.82 SQ.FT.

YARD = 233.58 SQ.FT.

TOTAL = 2,240.40 SQ.FT.



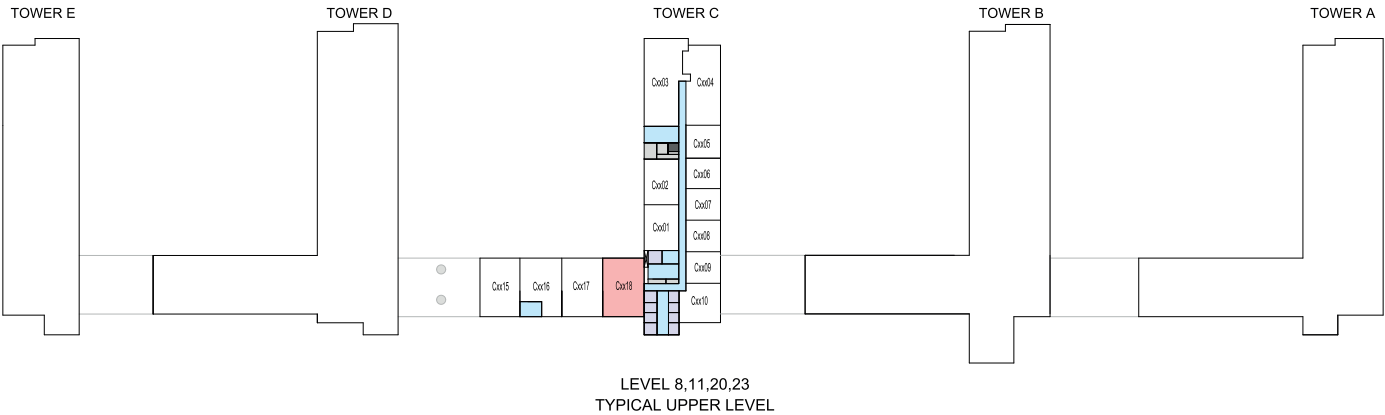
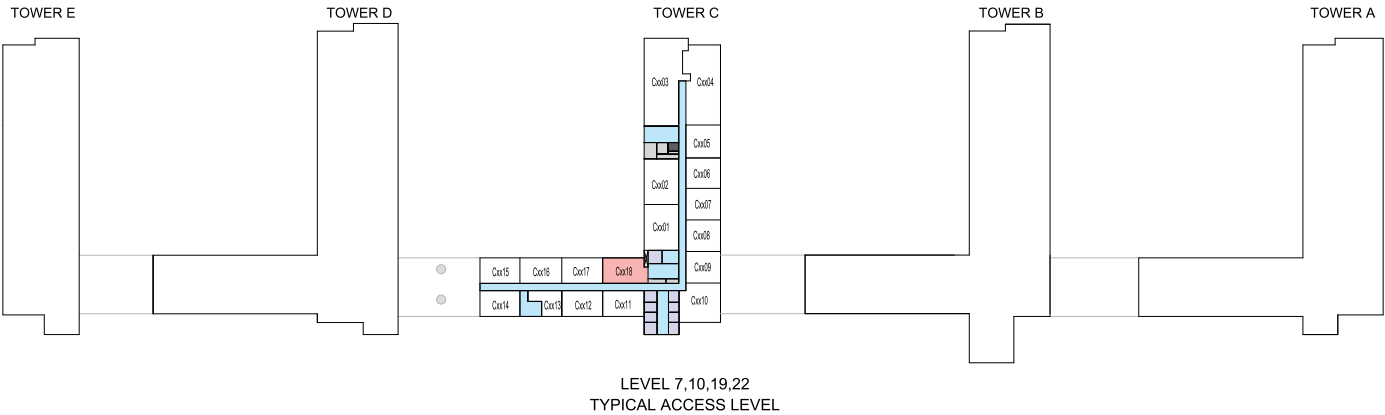
List of unit numbers with this unit plan:

VIEWS

Ras Al Khor, Golf Course, Creek, Amenities
D1320, D1620

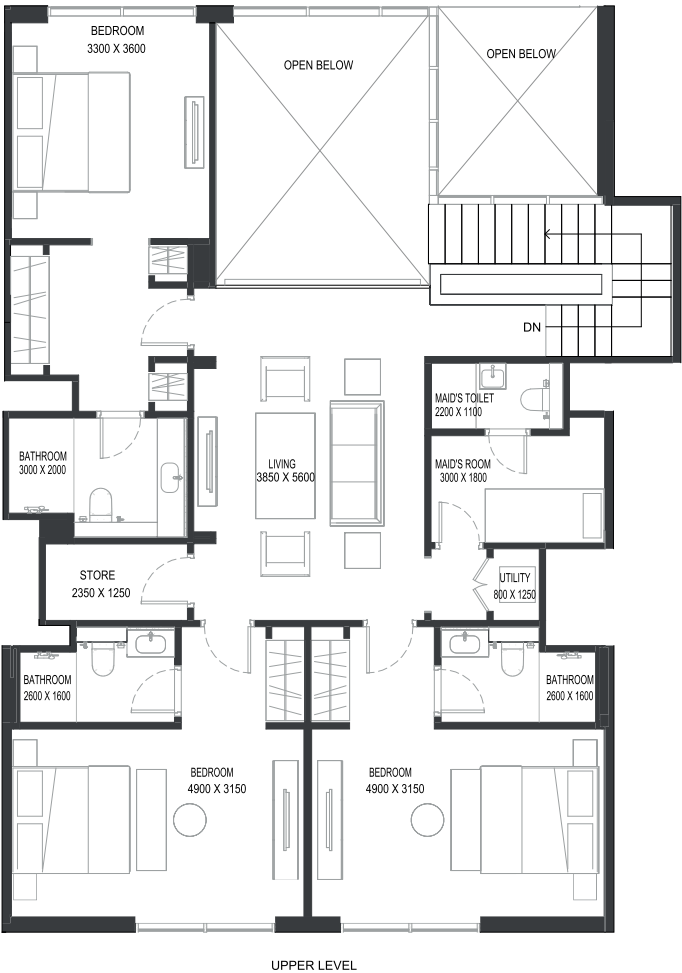
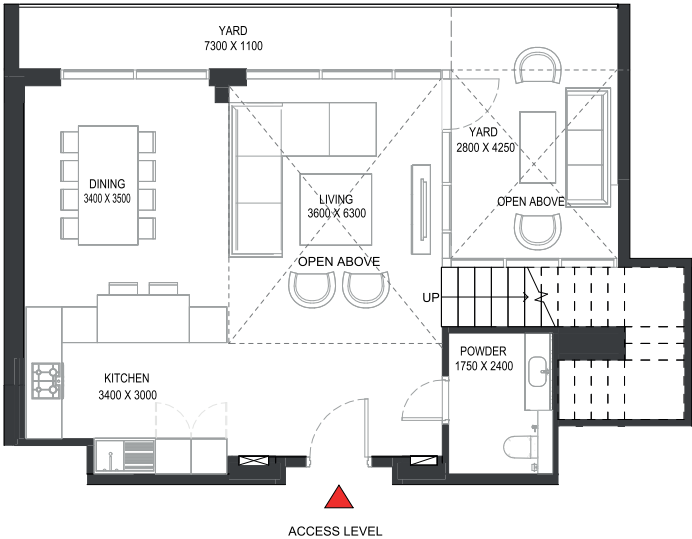
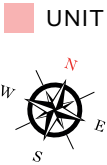
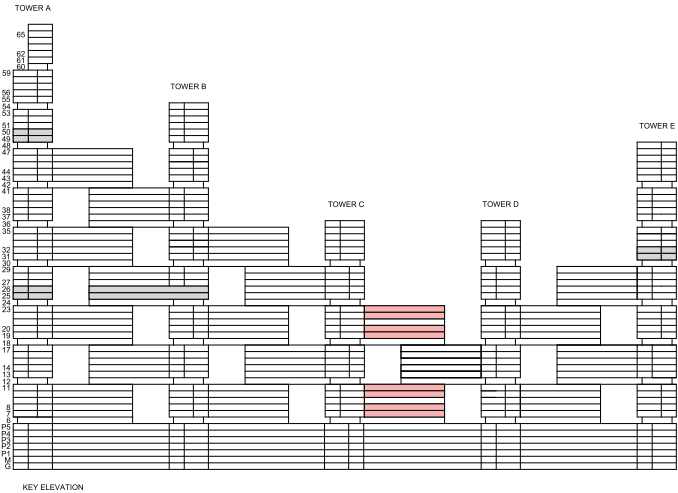
3 BEDROOM DUPLEX APARTMENT
TYPE C (with store room, powder room and maid room + yard)

TOTAL SALEABLE AREA
SUITE = 2,147.08 SQ.FT.
YARD = 230.24 SQ.FT.
TOTAL = 2,377.32 SQ.FT.



3 BEDROOM DUPLEX APARTMENT
TYPE C (with store room, powder room and maid room + yard)

TOTAL SALEABLE AREA
SUITE = 2,147.08 SQ.FT.
YARD = 230.24 SQ.FT.
TOTAL = 2,377.32 SQ.FT.



List of unit numbers with this unit plan:

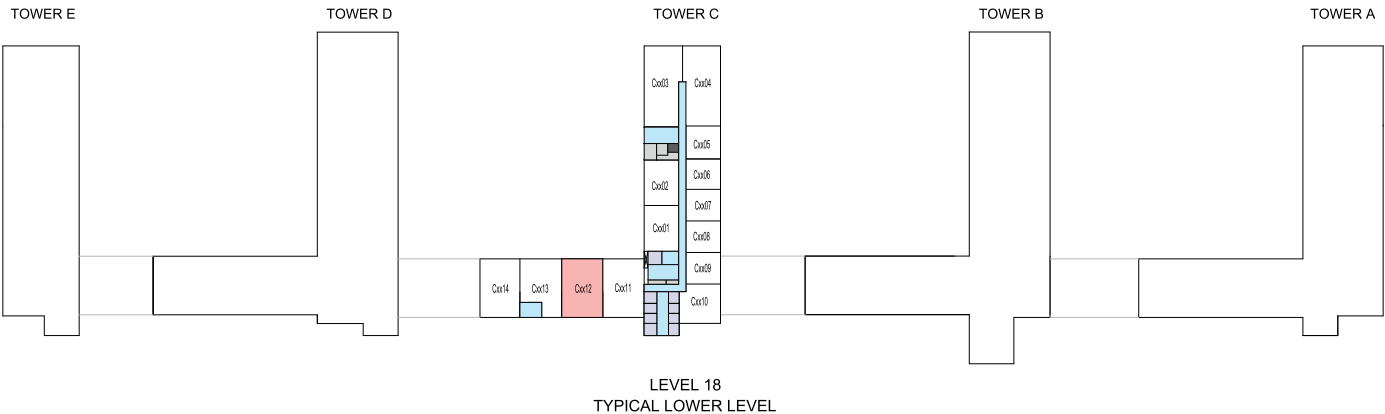
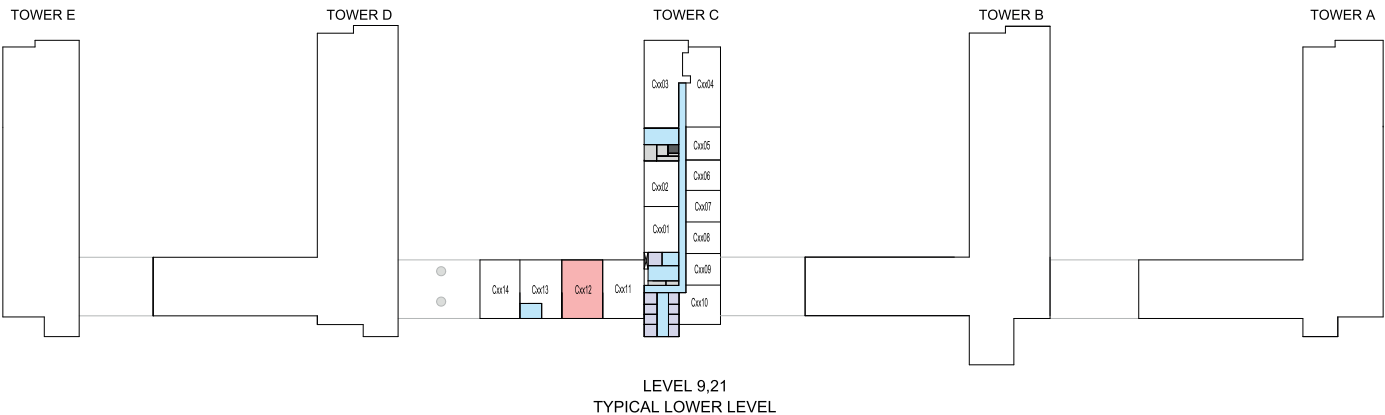
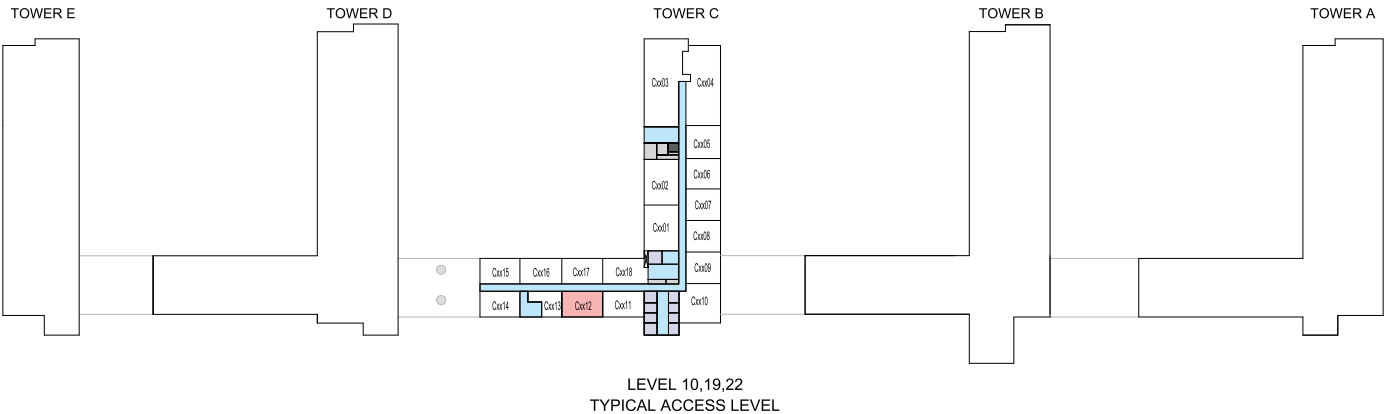
VIEWS

Ras Al Khor, Creek, Amenities
C718

Ras Al Khor, Golf Course, Amenities
C1018, C1918, C2218

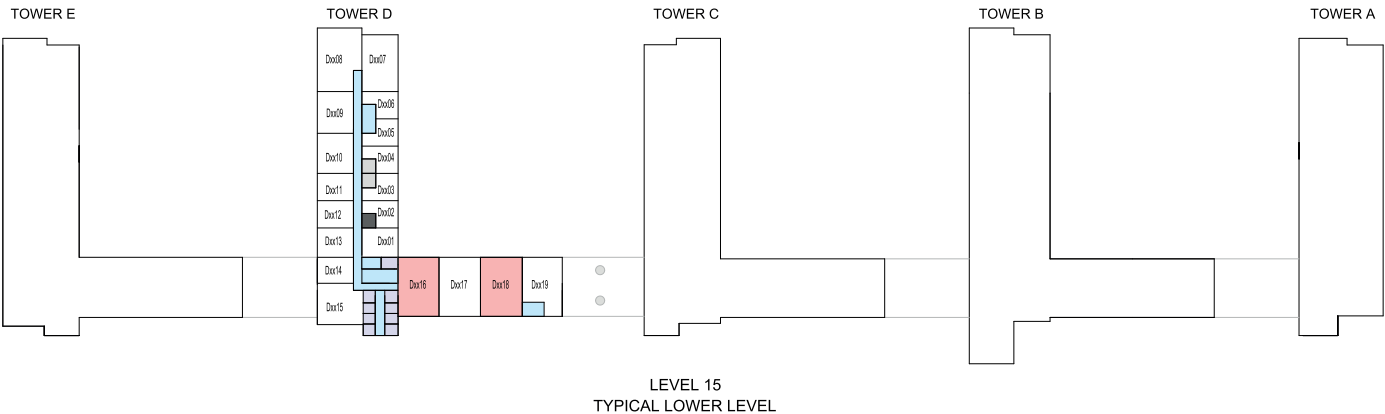
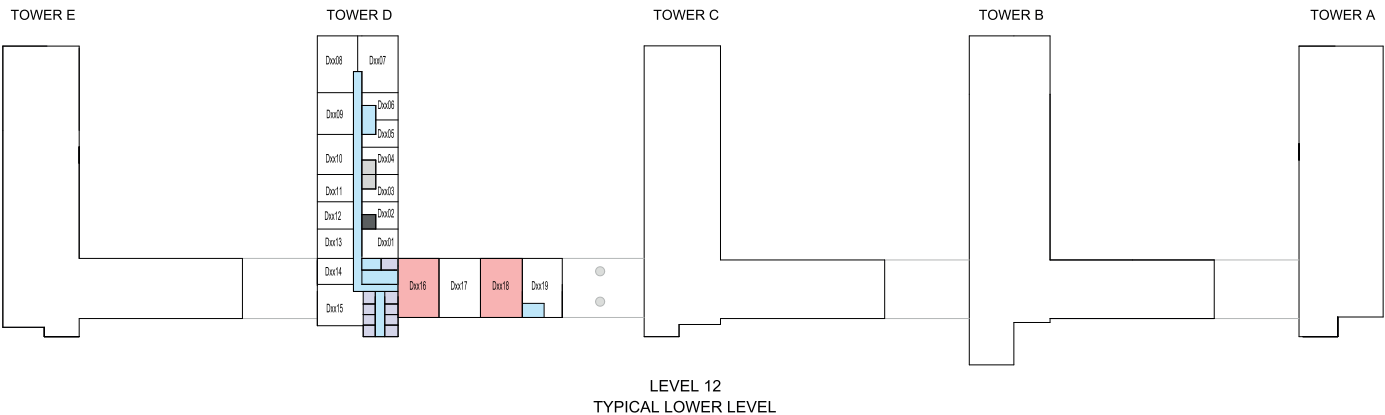
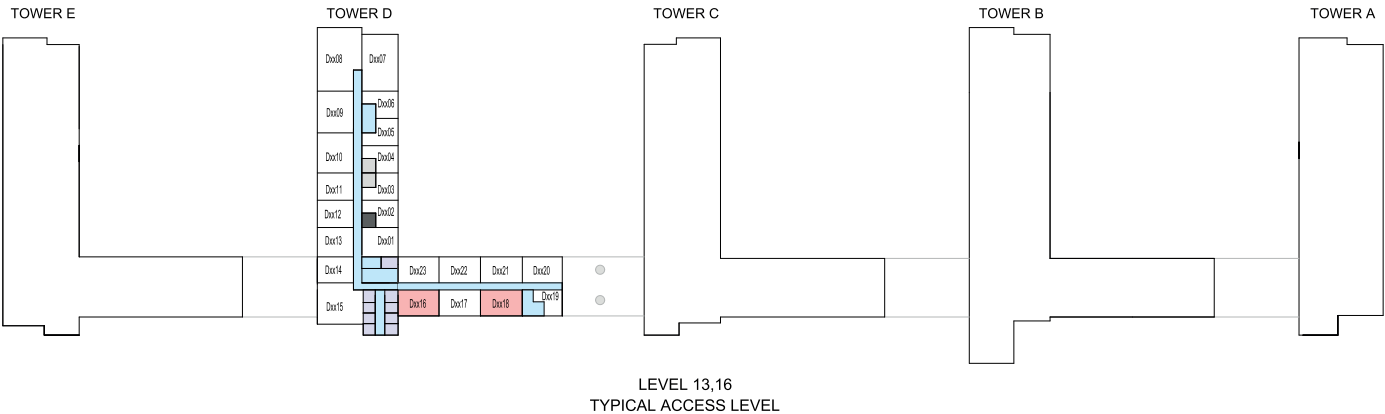
4 BEDROOM DUPLEX APARTMENT
TYPE A (with maid room and powder room + balcony)

TOTAL SALEABLE AREA
SUITE RANGE = 2,177.75 - 2,197.78 SQ.FT.
BALCONY = 182.34 SQ.FT.
TOTAL RANGE = 2,360.09 - 2,380.12 SQ.FT.



4 BEDROOM DUPLEX APARTMENT
TYPE A (with maid room and powder room + balcony)

TOTAL SALEABLE AREA
SUITE RANGE = 2,177.75 - 2,197.78 SQ.FT.
BALCONY = 182.34 SQ.FT.
TOTAL RANGE = 2,360.09 - 2,380.12 SQ.FT.

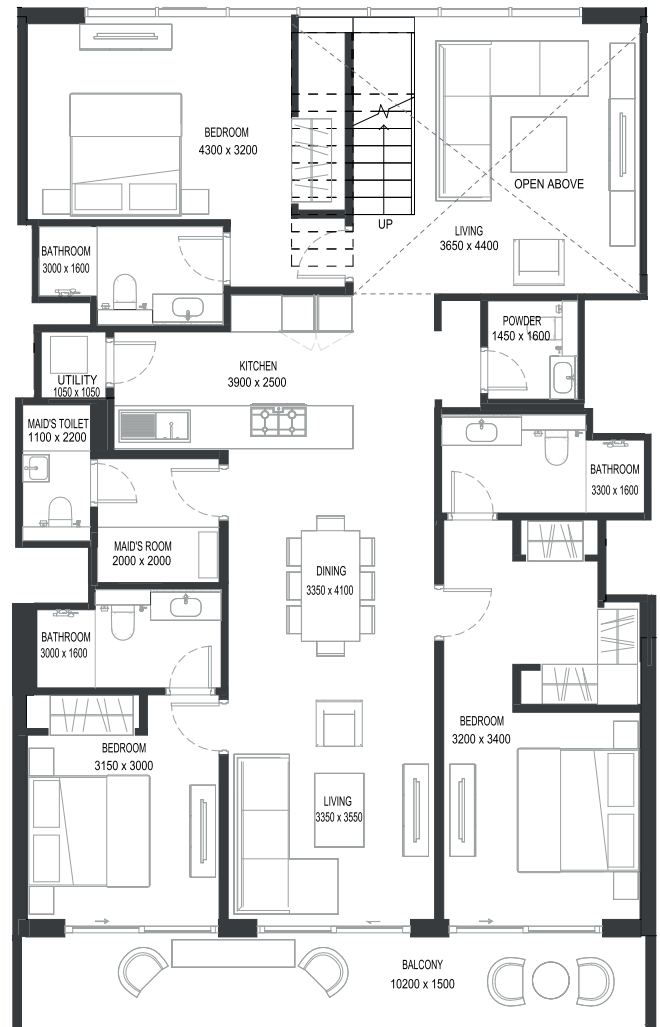
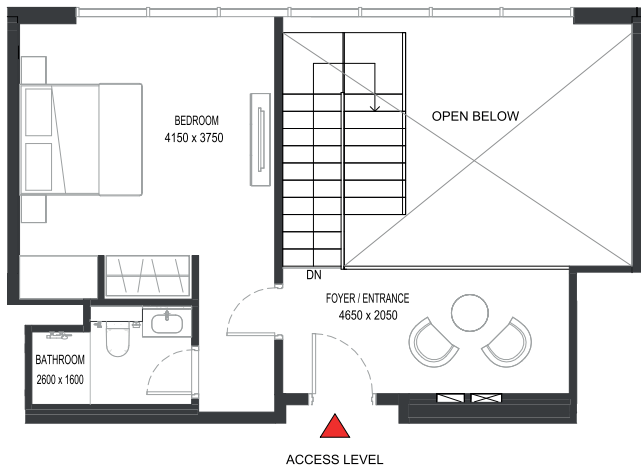



Disclaimer: 1. All dimensions are in metric, measured to wall finishes. 2. All materials, dimensions & drawings are approximate. 3. Information is subject to change without notice, at developer's absolute discretion. 4. Actual area may vary from the stated area. 5. Drawing are not to scale. 6. All images used are for illustrative purpose only and do not represent the actual size, features, specifications, fittings and furnishings. 7. The developer reserves the right to make revisions/ alterations, at its absolute discretion, without any liability whatsoever.

4 BEDROOM DUPLEX APARTMENT

TYPE A (with maid room and powder room + balcony)

TOTAL SALEABLE AREA
 SUITE RANGE = 2,177.75 - 2,197.78 SQ.FT.
 BALCONY = 182.34 SQ.FT.
 TOTAL RANGE = 2,360.09 - 2,380.12 SQ.FT.



LOWER LEVEL

List of unit numbers with this unit plan:

VIEWS
 Ras Al Khor, Amenities
 C1012

Ras Al Khor, Golf Course, Amenities
 C1912, C2212

Golf Course, Creek, Amenities
 D1316, D1616

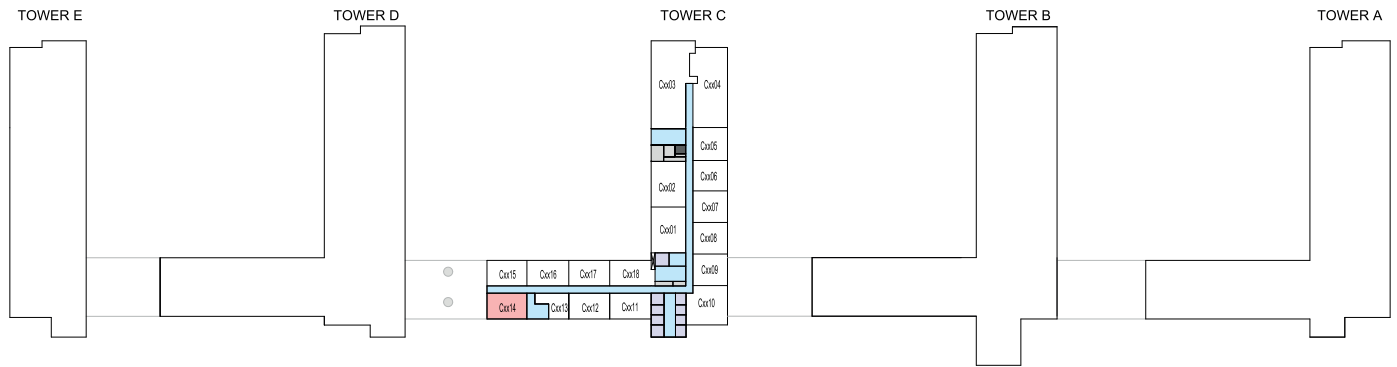
Ras Al Khor, Golf Course, Creek, Amenities
 D1318, D1618

TYPE A (with maid room and powder room + balcony) VARIANT 1

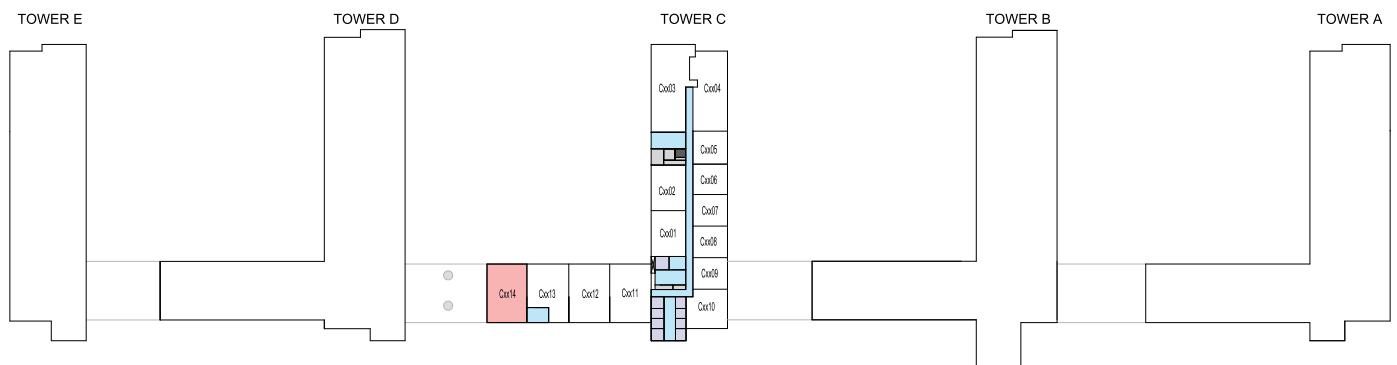
TOTAL SALEABLE AREA

SUITE = 2,177.75 SQ.FT.

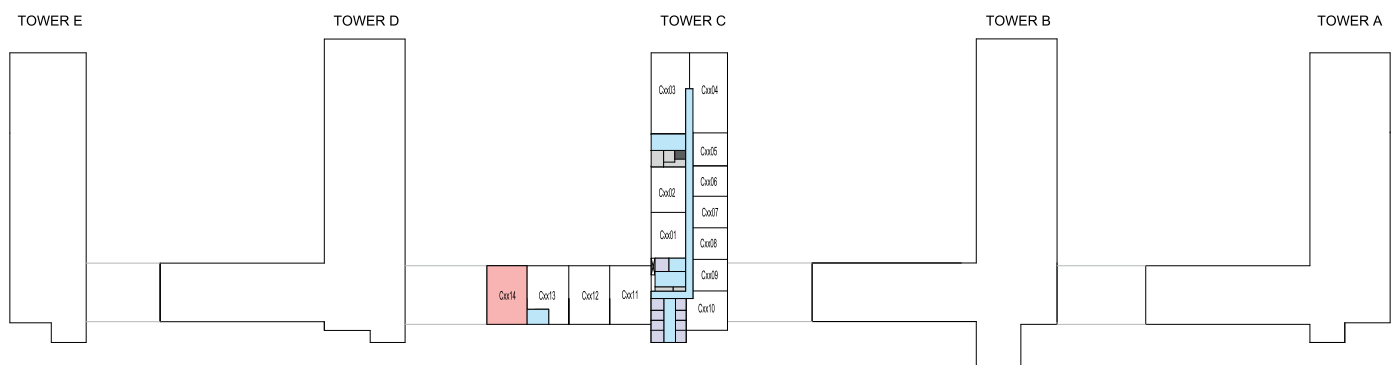
BALCONY = 185.46 SQ.FT.



LEVEL 10,19,22
TYPICAL ACCESS LEVEL



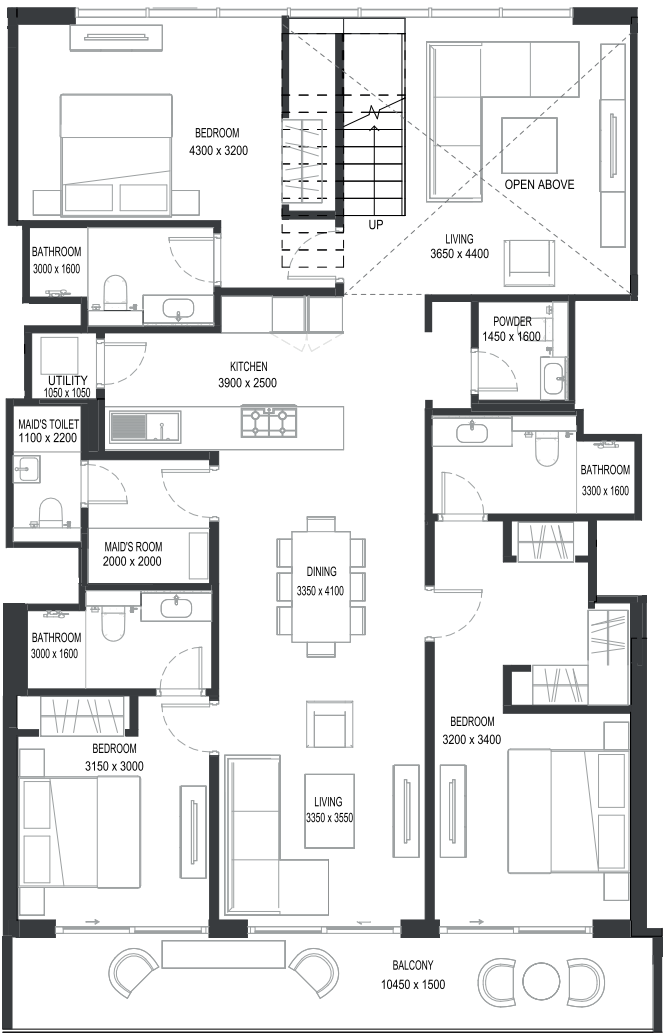
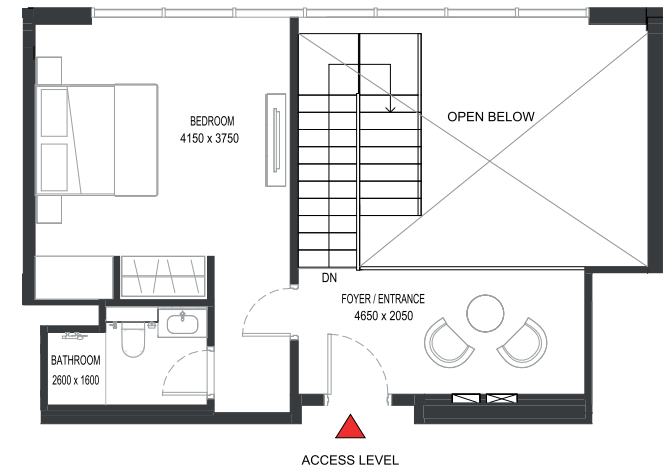
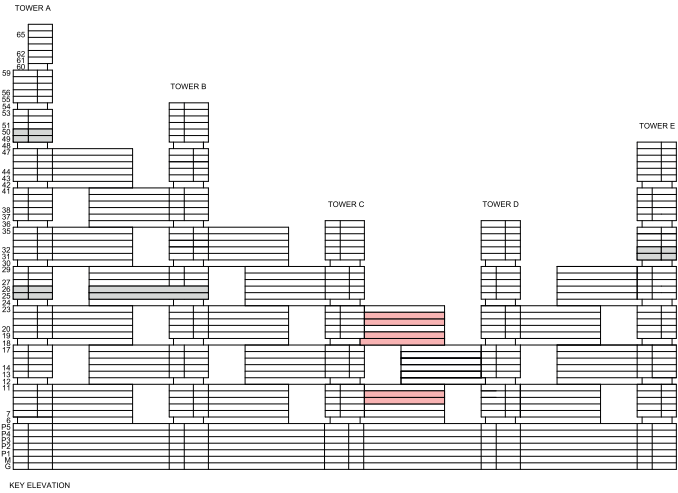
LEVEL 9,21
TYPICAL LOWER LEVEL



LEVEL 18
TYPICAL LOWER LEVEL

4 BEDROOM DUPLEX APARTMENT
TYPE A (with maid room and powder room + balcony) VARIANT 1

TOTAL SALEABLE AREA
SUITE = 2,177.75 SQ.FT.
BALCONY = 185.46 SQ.FT.
TOTAL = 2,363.21 SQ.FT.



List of unit numbers with this unit plan:

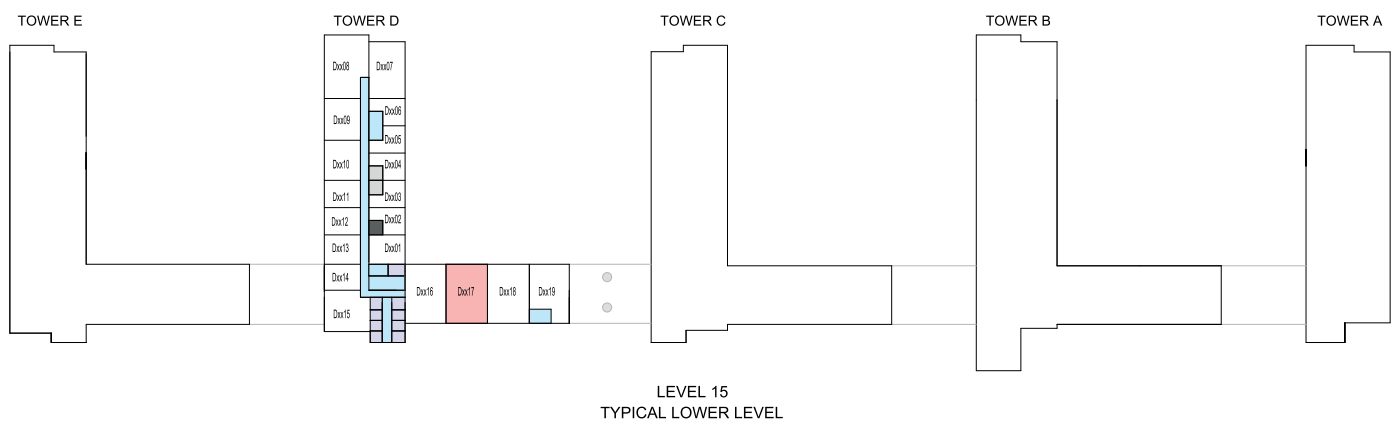
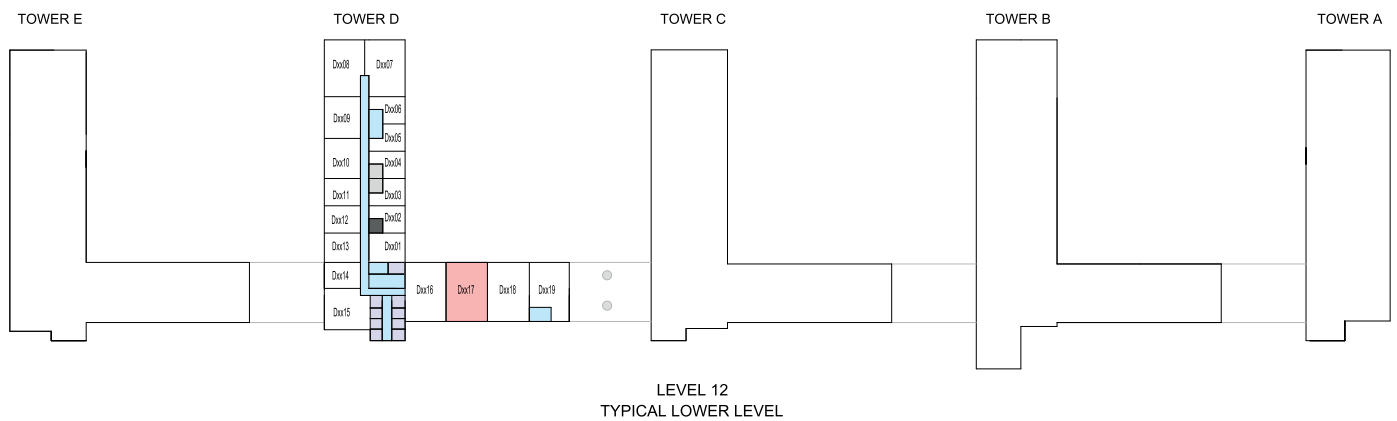
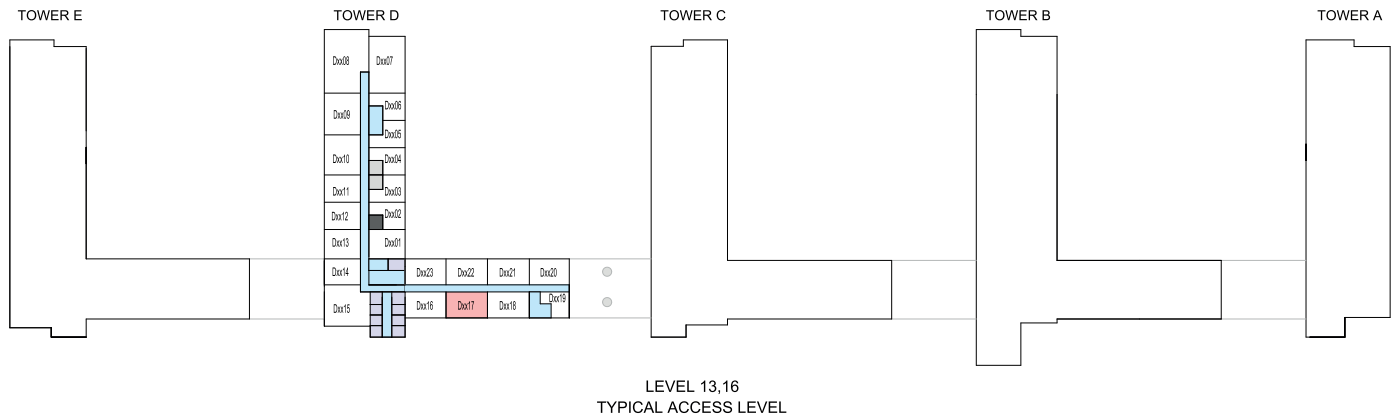
VIEWS

- Ras Al Khor, Creek, Amenities
C1014
- Ras Al Khor, Golf Course, Creek, Amenities
C1914, C2214

Disclaimer: 1. All dimensions are in metric, measured to wall finishes. 2. All materials, dimensions & drawings are approximate. 3. Information is subject to change without notice, at developer's absolute discretion. 4. Actual area may vary from the stated area. 5. Drawing are not to scale. 6. All images used are for illustrative purpose only and do not represent the actual size, features, specifications, fittings and furnishings. 7. The developer reserves the right to make revisions/ alterations, at its absolute discretion, without any liability whatsoever.

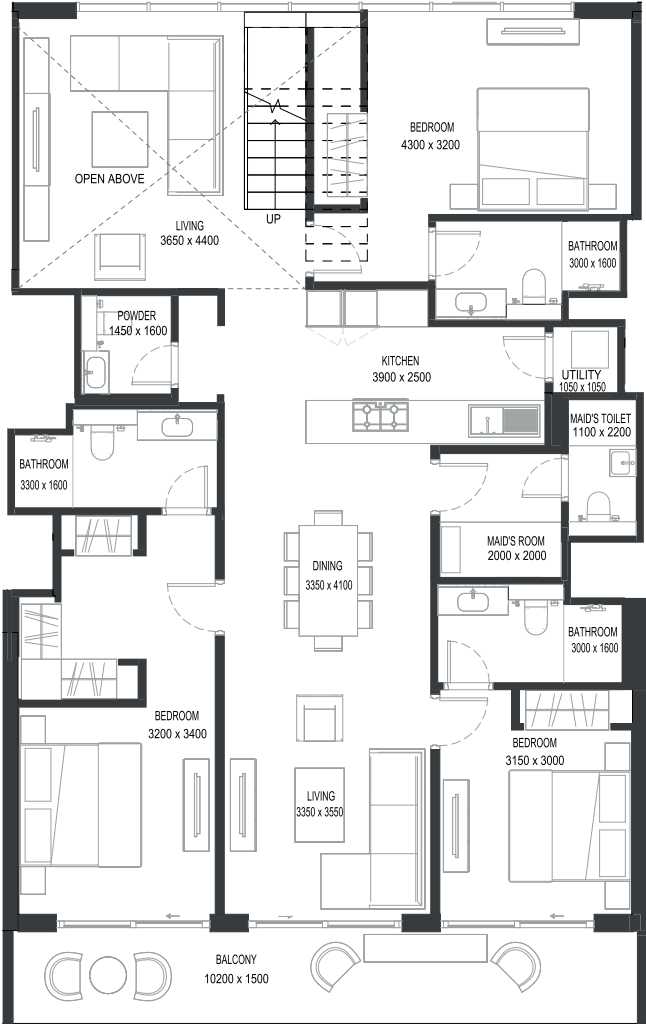
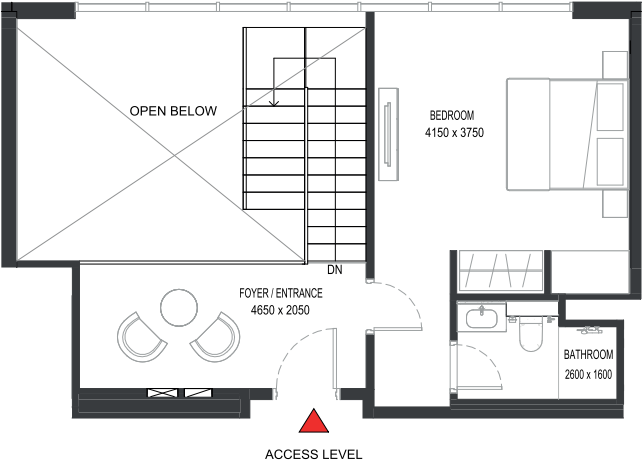
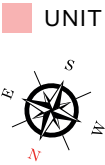
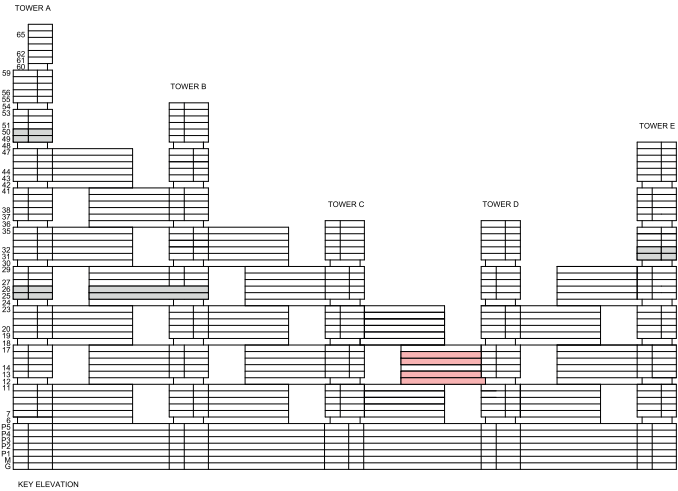
TYPE A (with maid room and powder room + balcony) VARIANT 2

TOTAL = 2,360.09 SQ.FT.



4 BEDROOM DUPLEX APARTMENT
TYPE A (with maid room and powder room + balcony) VARIANT 2

TOTAL SALEABLE AREA
SUITE = 2,177.75 SQ.FT.
BALCONY = 182.34 SQ.FT.
TOTAL = 2,360.09 SQ.FT.

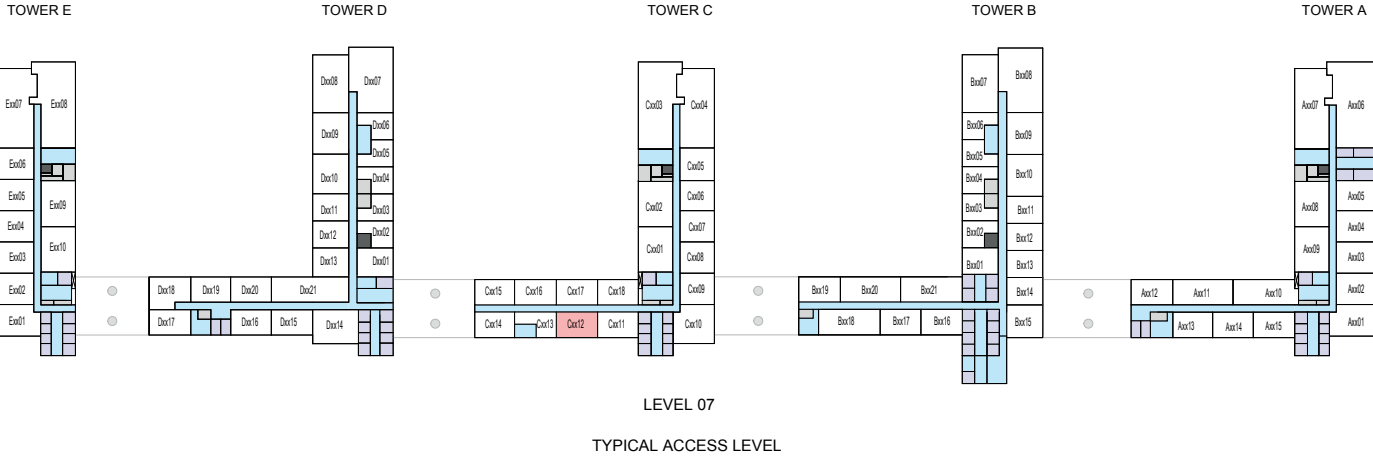
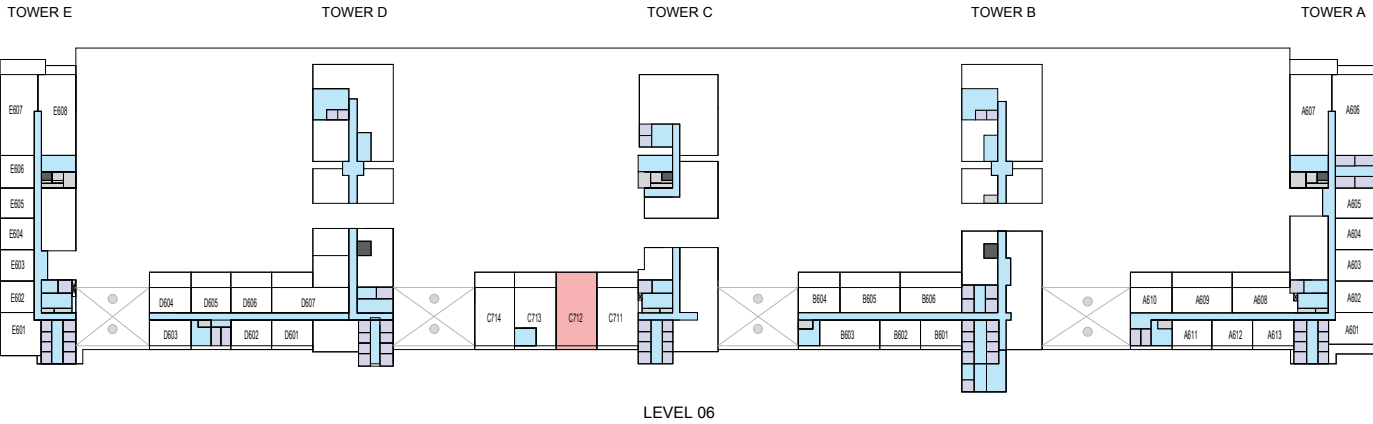


List of unit numbers with this unit plan:

VIEWS
Golf Course, Creek, Amenities
D1317, D1617

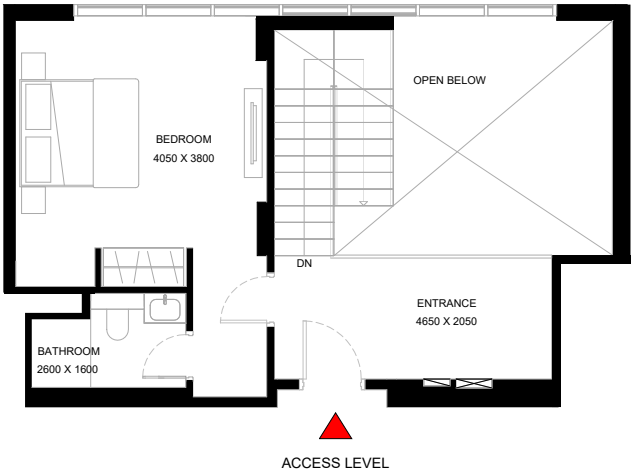
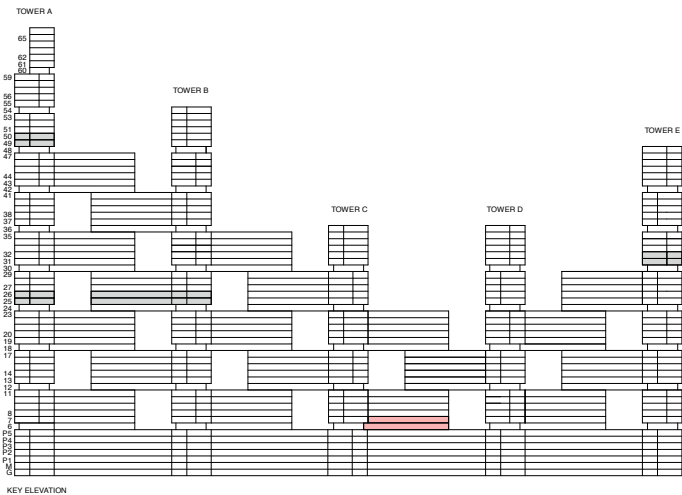
4 BEDROOM DUPLEX APARTMENT
TYPE A (with powder room and maid room + yard) VARIANT 3

TOTAL SALEABLE AREA
SUITE = 2,173.23 SQ.FT.
YARD = 737.97 SQ.FT.
TOTAL = 2,911.20 SQ.FT.



4 BEDROOM DUPLEX APARTMENT
TYPE A (with powder room and maid room + yard) VARIANT 3

TOTAL SALEABLE AREA
SUITE = 2,173.23 SQ.FT.
YARD = 737.97 SQ.FT.
TOTAL = 2,911.20 SQ.FT.



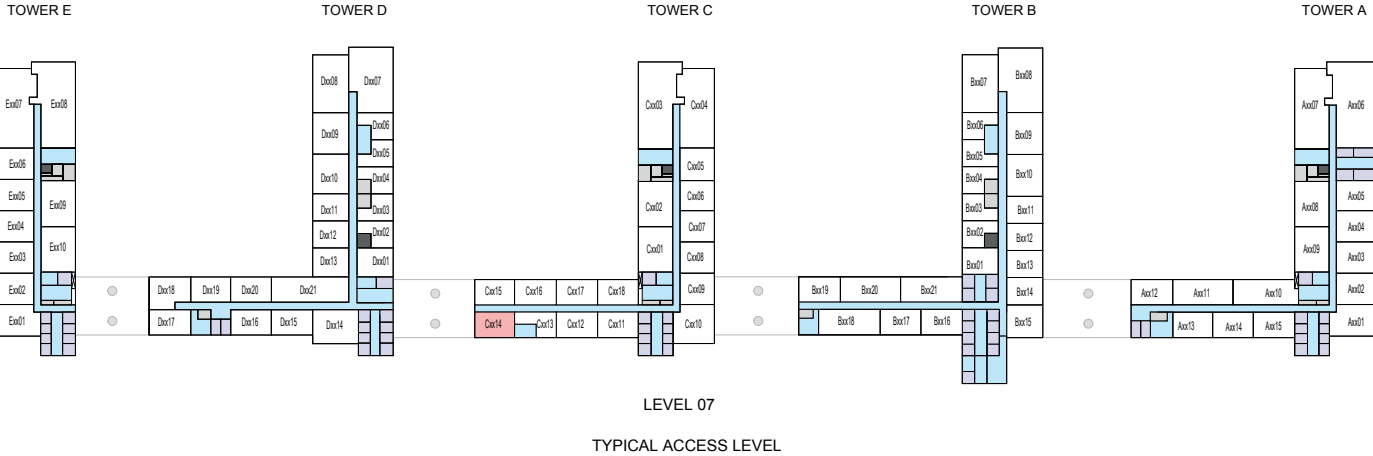
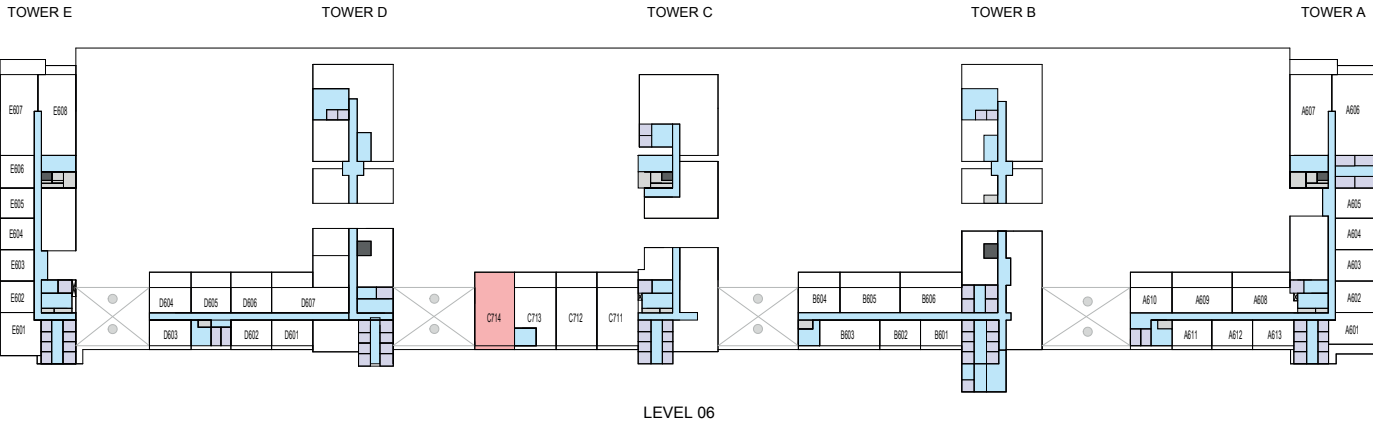
List of unit numbers with this unit plan:

VIEWS
Amenities
C712

Disclaimer: 1. All dimensions are in metric, measured to wall finishes. 2. All materials, dimensions & drawings are approximate. 3. Information is subject to change without notice, at developer's absolute discretion. 4. Actual area may vary from the stated area. 5. Drawing are not to scale. 6. All images used are for illustrative purpose only and do not represent the actual size, features, specifications, fittings and furnishings. 7. The developer reserves the right to make revisions/ alterations, at its absolute discretion, without any liability whatsoever.

4 BEDROOM DUPLEX APARTMENT
TYPE A (with powder room and maid room + yard) VARIANT 4

TOTAL SALEABLE AREA
SUITE = 2,173.45 SQ.FT.
YARD = 744.75 SQ.FT.
TOTAL = 2,918.20 SQ.FT.



Disclaimer: 1. All dimensions are in metric, measured to wall finishes. 2. All materials, dimensions & drawings are approximate. 3. Information is subject to change without notice, at developer's absolute discretion. 4. Actual area may vary from the stated area. 5. Drawing are not to scale. 6. All images used are for illustrative purpose only and do not represent the actual size, features, specifications, fittings and furnishings. 7. The developer reserves the right to make revisions/ alterations, at its absolute discretion, without any liability whatsoever.

4 BEDROOM DUPLEX APARTMENT

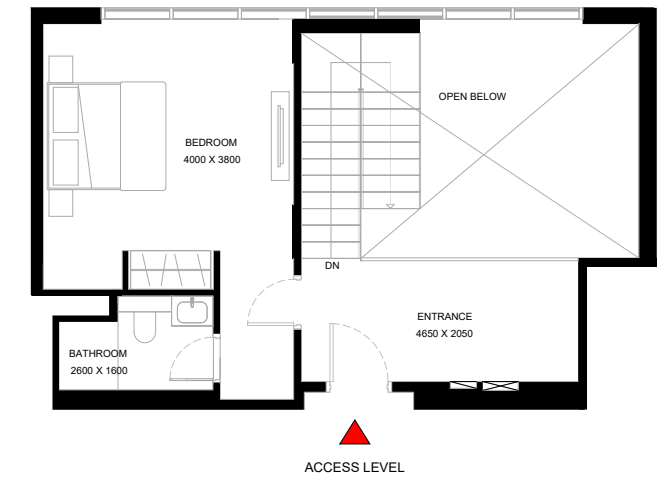
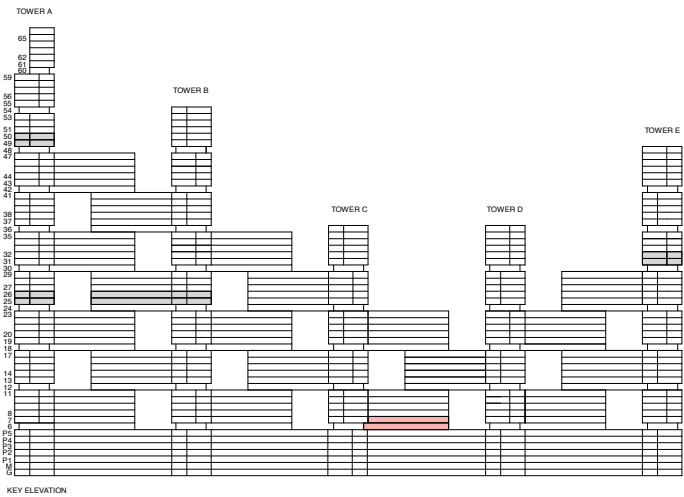
TYPE A (with powder room and maid room + yard) VARIANT 4

TOTAL SALEABLE AREA

SUITE = 2,173.45 SQ.FT.

YARD = 744.75 SQ.FT.

TOTAL = 2,918.20 SQ.FT.



List of unit numbers with this unit plan:

VIEWS

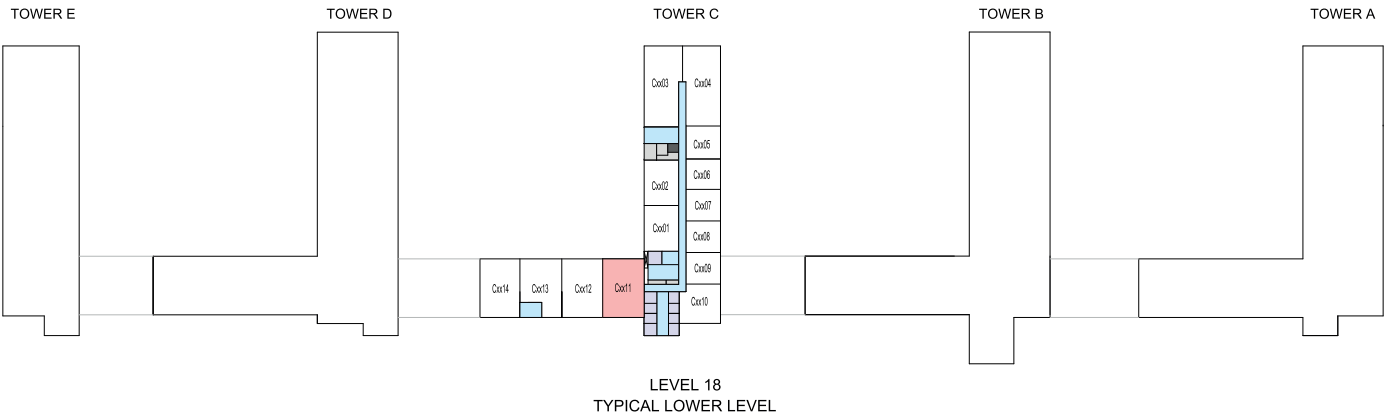
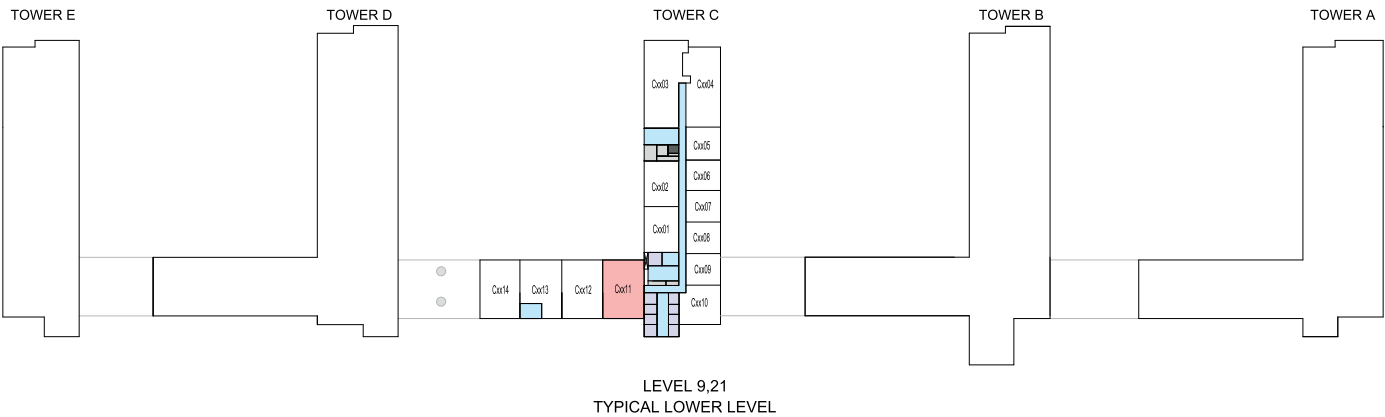
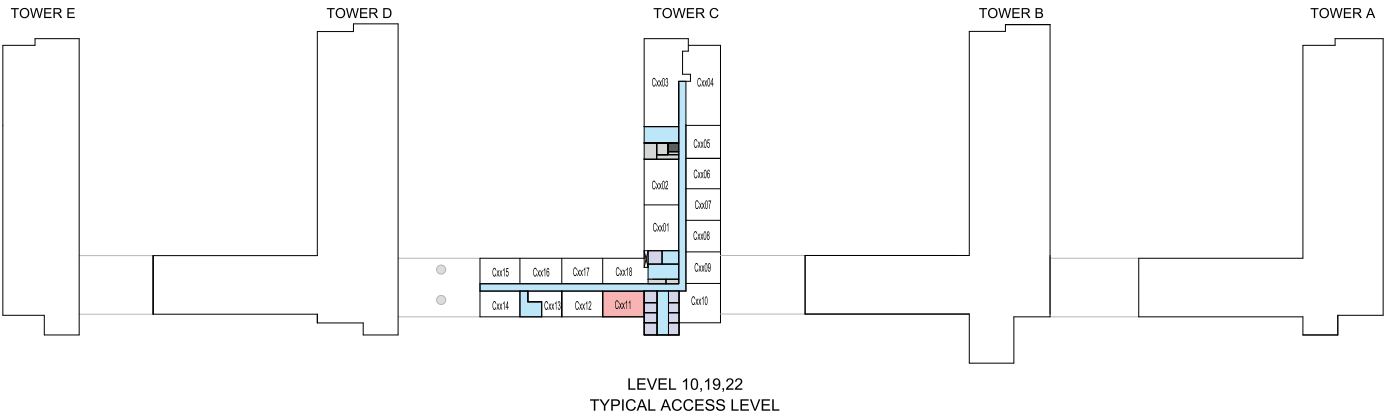
Amenities

C714

Disclaimer: 1. All dimensions are in metric, measured to wall finishes. 2. All materials, dimensions & drawings are approximate. 3. Information is subject to change without notice, at developer's absolute discretion. 4. Actual area may vary from the stated area. 5. Drawing are not to scale. 6. All images used are for illustrative purpose only and do not represent the actual size, features, specifications, fittings and furnishings. 7. The developer reserves the right to make revisions/ alterations, at its absolute discretion, without any liability whatsoever.

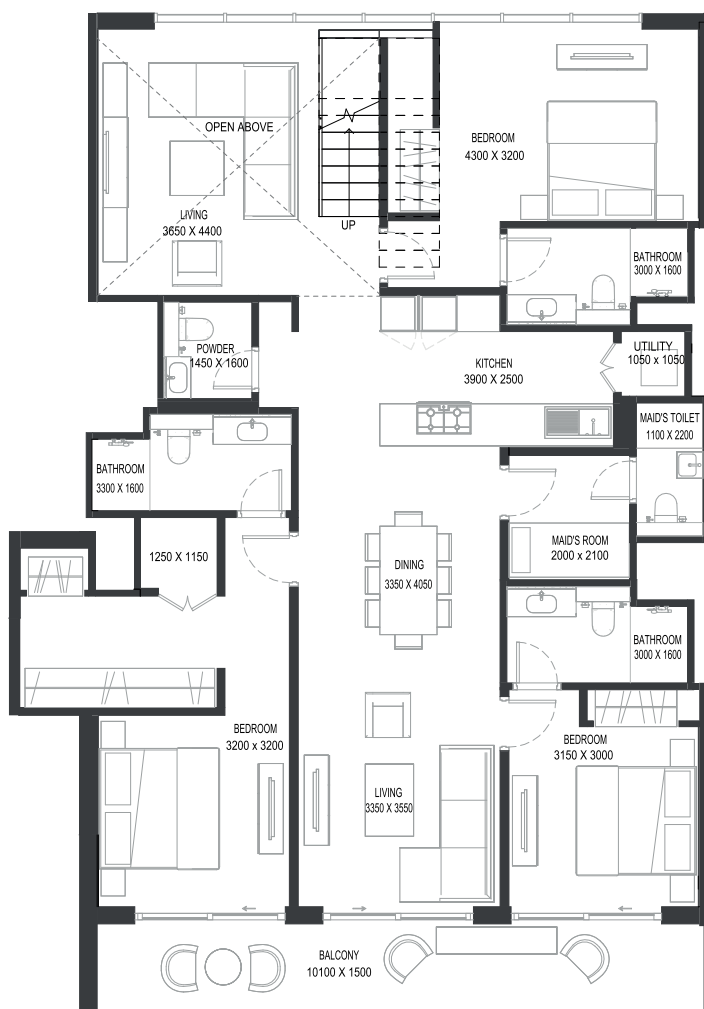
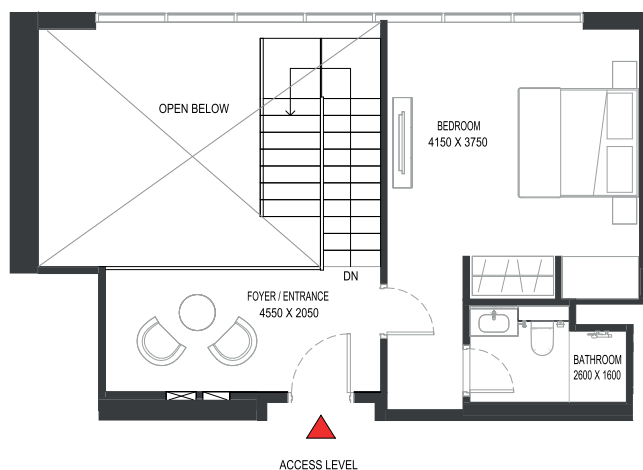
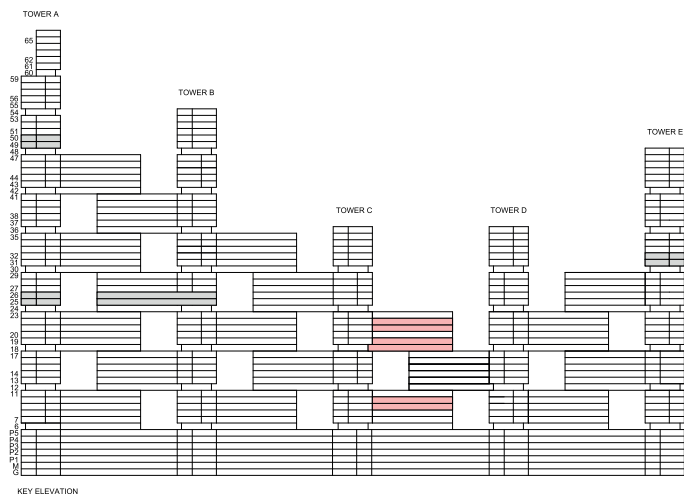
4 BEDROOM DUPLEX APARTMENT
TYPE B (with maid room and powder room + balcony)

TOTAL SALEABLE AREA
SUITE = 2,229.42 SQ.FT.
BALCONY = 183.09 SQ.FT.
TOTAL = 2,412.51 SQ.FT.



TYPE B (with maid room and powder room + balcony)

TOTAL = 2,412.51 SQ.FT.



VIEWS

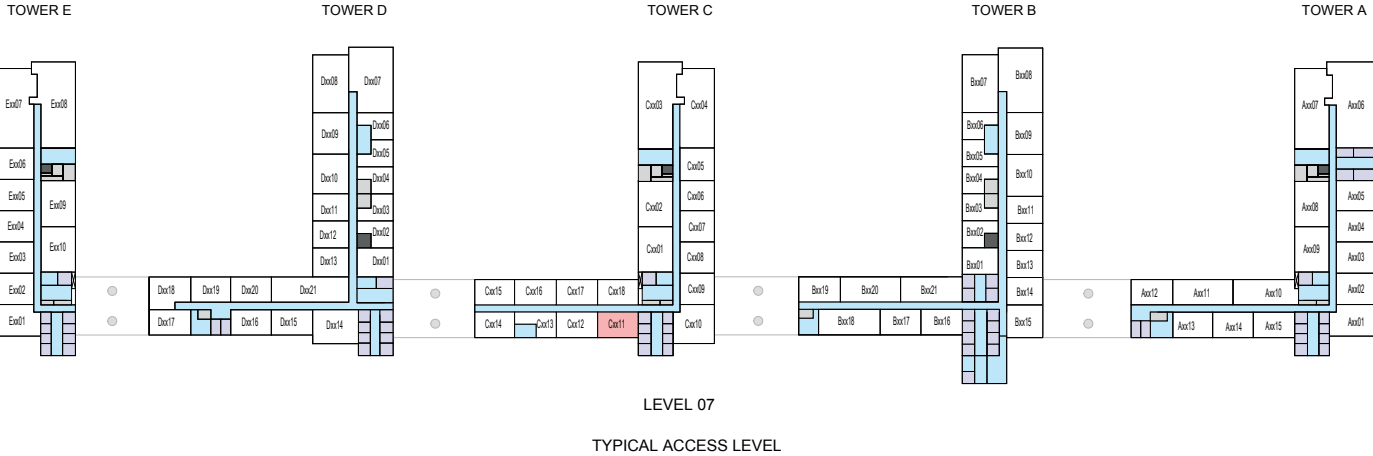
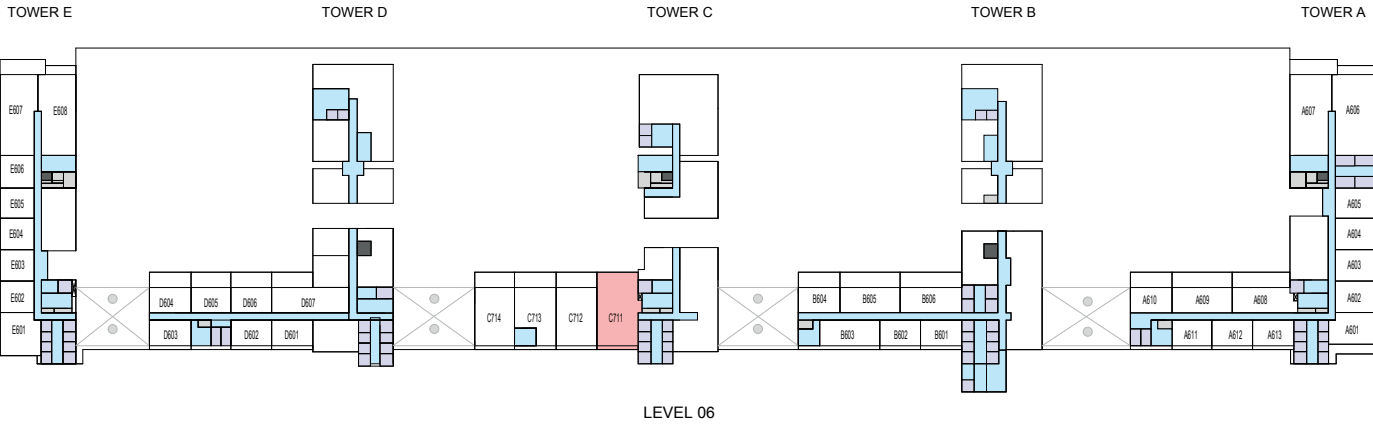
C1011

C1911, C2211

Disclaimer: 1. All dimensions are in metric, measured to wall finishes. 2. All materials, dimensions & drawings are approximate. 3. Information is subject to change without notice, at developer's absolute discretion. 4. Actual area may vary from the stated area. 5. Drawing are not to scale. 6. All images used are for illustrative purpose only and do not represent the actual size, features, specifications, fittings and furnishings. 7. The developer reserves the right to make revisions/ alterations, at its absolute discretion, without any liability whatsoever.

4 BEDROOM DUPLEX APARTMENT
TYPE B (with powder room and maid room + yard) VARIANT 1

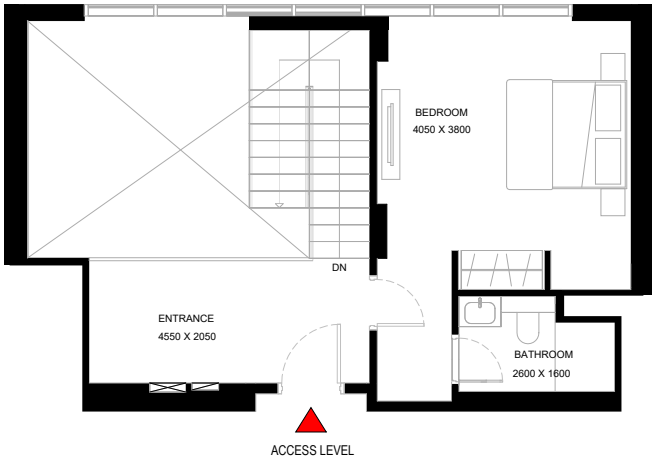
TOTAL SALEABLE AREA
SUITE = 2,222.75 SQ.FT.
YARD = 735.93 SQ.FT.
TOTAL = 2,958.68 SQ.FT.



Disclaimer: 1. All dimensions are in metric, measured to wall finishes. 2. All materials, dimensions & drawings are approximate. 3. Information is subject to change without notice, at developer's absolute discretion. 4. Actual area may vary from the stated area. 5. Drawing are not to scale. 6. All images used are for illustrative purpose only and do not represent the actual size, features, specifications, fittings and furnishings. 7. The developer reserves the right to make revisions/ alterations, at its absolute discretion, without any liability whatsoever.

4 BEDROOM DUPLEX APARTMENT
TYPE B (with powder room and maid room + yard) VARIANT 1

TOTAL SALEABLE AREA
SUITE = 2,222.75 SQ.FT.
YARD = 735.93 SQ.FT.
TOTAL = 2,958.68 SQ.FT.



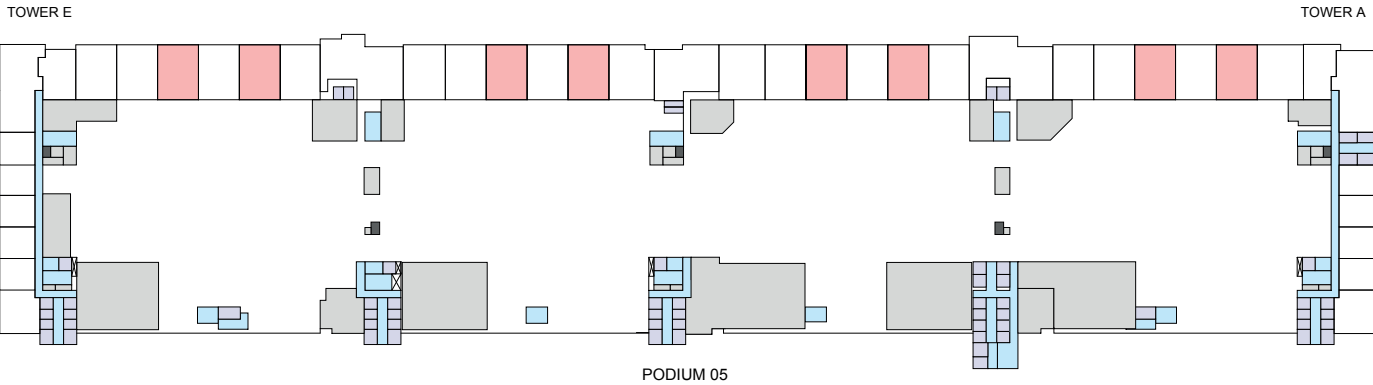
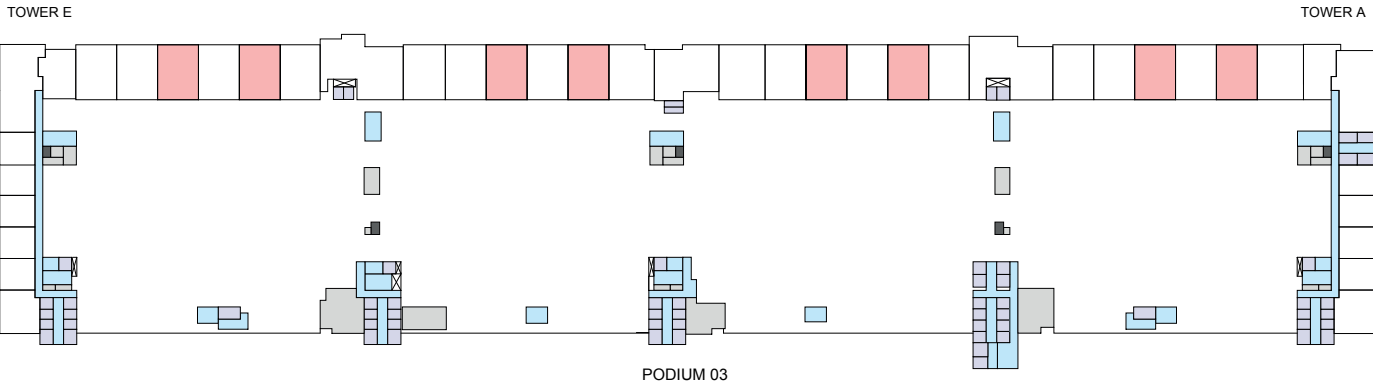
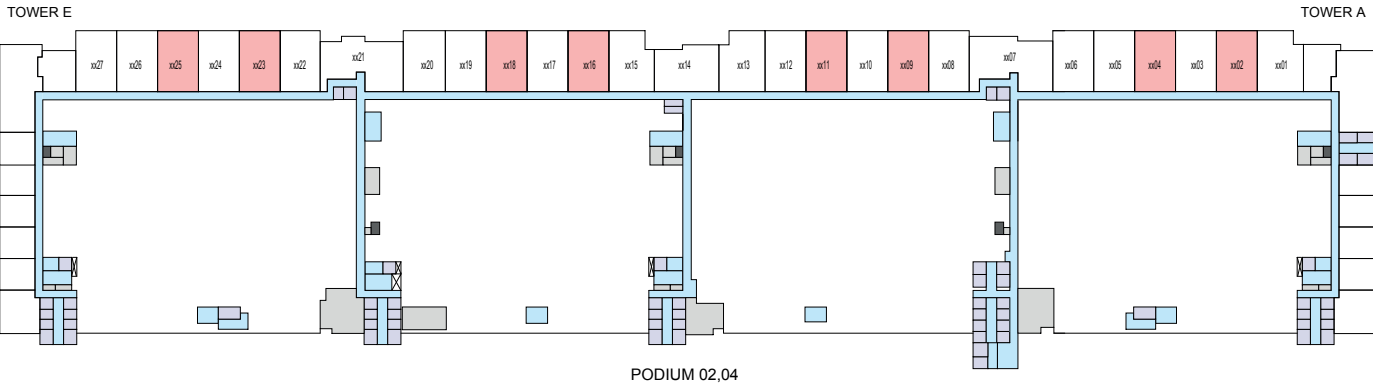
List of unit numbers with this unit plan:

VIEWS

Amenities
C711

4 BEDROOM DUPLEX APARTMENT
TYPE C (with study room, maid room, powder room and lift + yard)

TOTAL SALEABLE AREA
SUITE = 2,670.53 SQ.FT.
YARD = 404.18 SQ.FT.
TOTAL = 3,074.71 SQ.FT.



4 BEDROOM DUPLEX APARTMENT

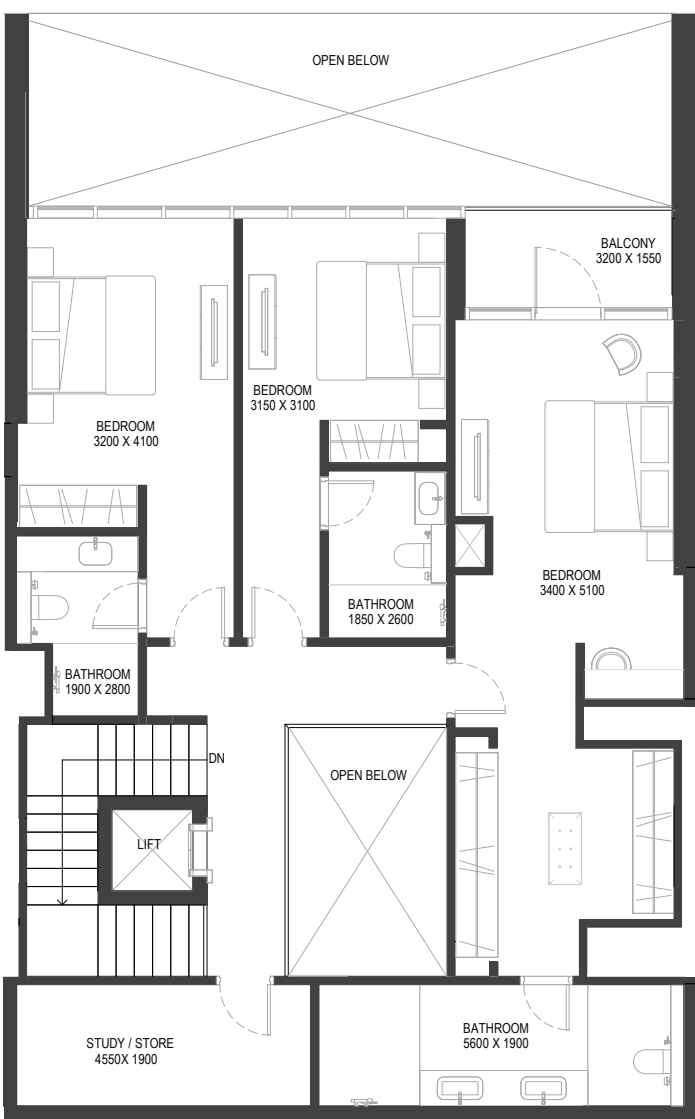
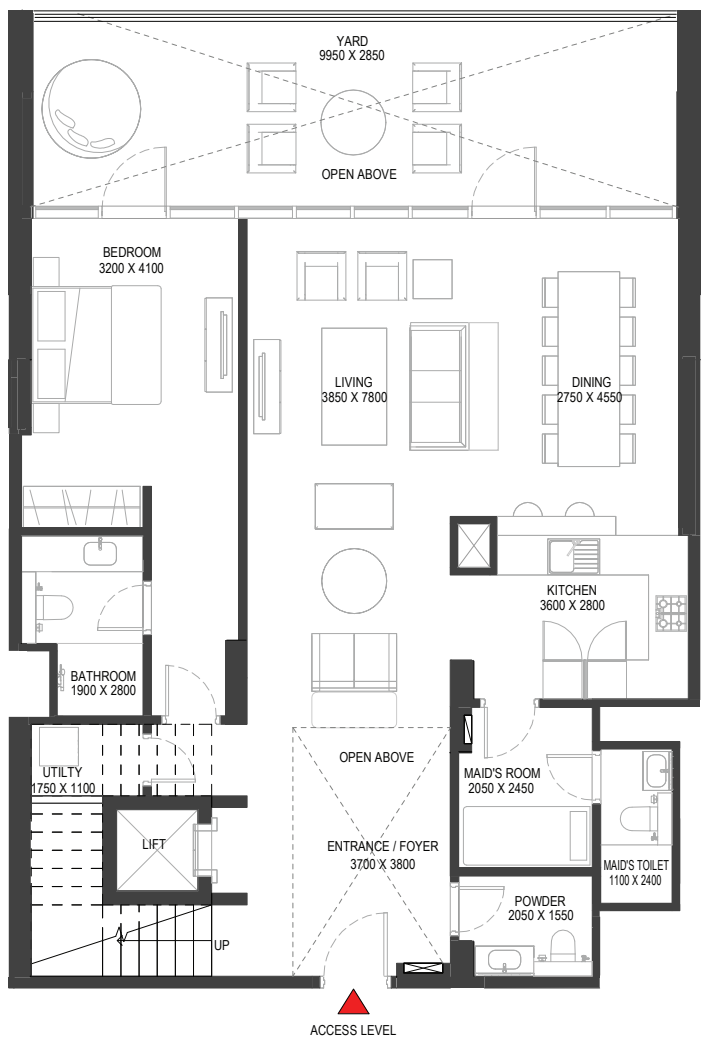
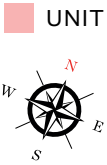
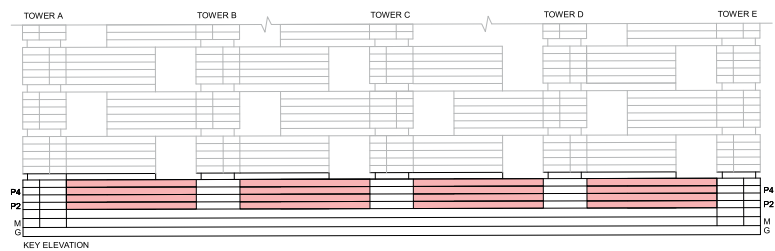
TYPE C (with study room, maid room, powder room and lift + yard)

TOTAL SALEABLE AREA

SUITE = 2,670.53 SQ.FT.

YARD = 404.18 SQ.FT.

TOTAL = 3,074.71 SQ.FT.



UPPER LEVEL

List of unit numbers with this unit plan:

VIEWS

Golf Course

V202, V204, V209, V211, V225, V402, V404, V409, V425

Golf Course, Water body

V216, V218, V223, V411, V416, V418, V423

4 BEDROOM DUPLEX APARTMENT

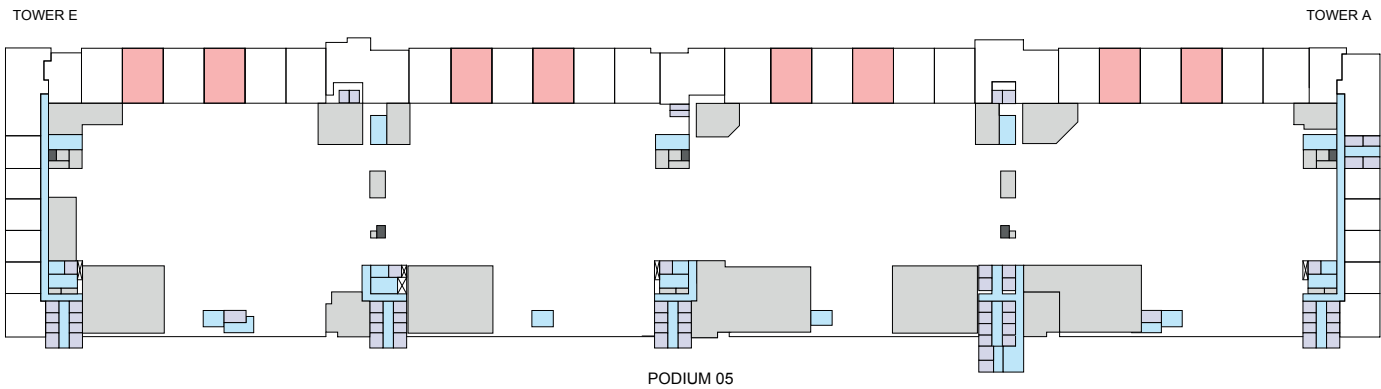
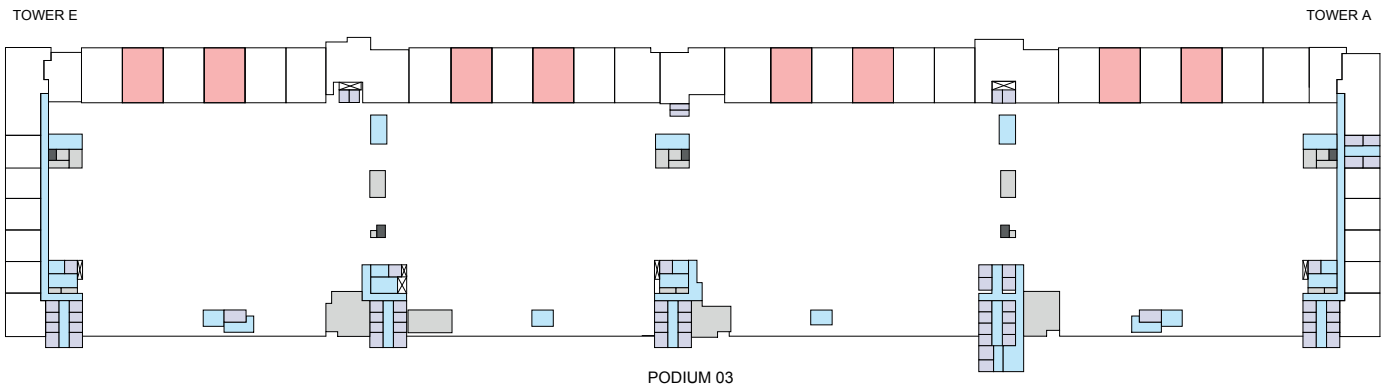
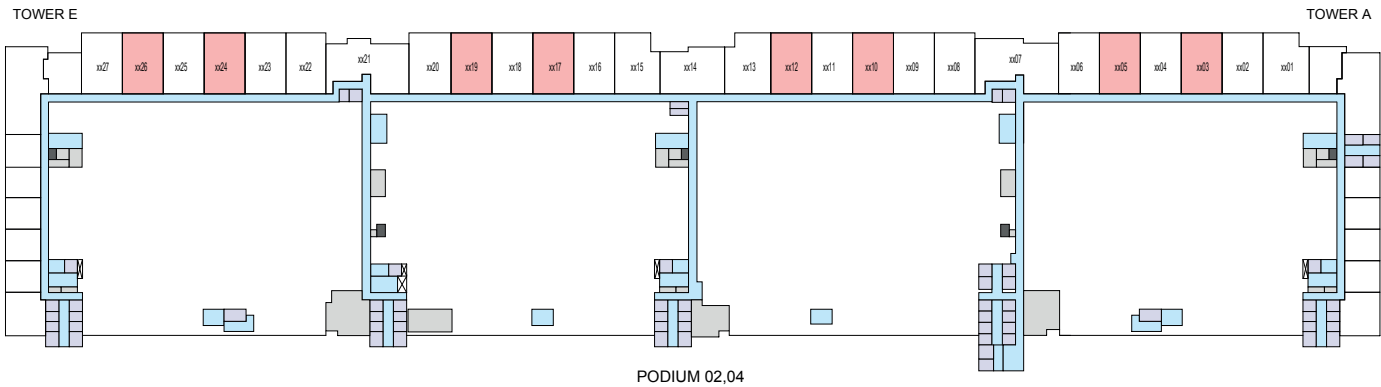
TYPE C (with study room, maid room, powder room and lift + yard) VARIANT 1

TOTAL SALEABLE AREA

SUITE = 2670.53 SQ.FT.

YARD = 404.18 SQ.FT.

TOTAL = 3074.71 SQ.FT.



4 BEDROOM DUPLEX APARTMENT

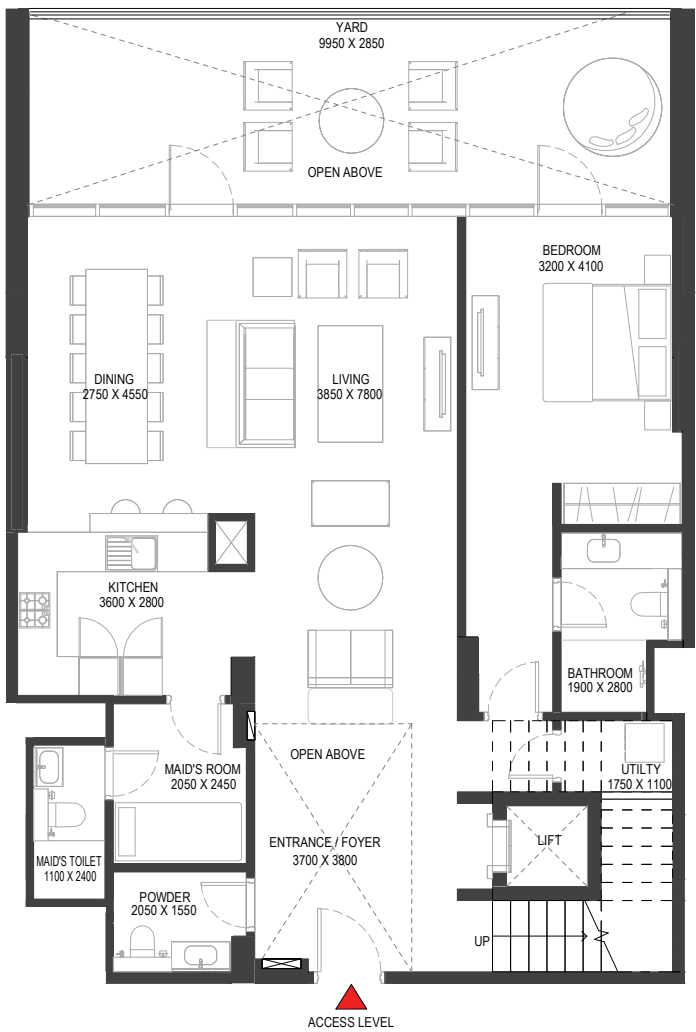
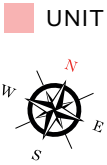
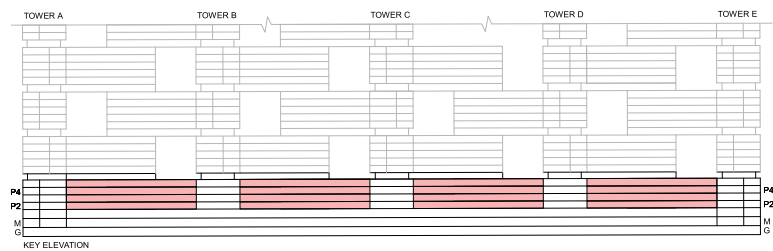
TYPE C (with study room, maid room, powder room and lift + yard) VARIANT 1

TOTAL SALEABLE AREA

SUITE = 2670.53 SQ.FT.

YARD = 404.18 SQ.FT.

TOTAL = 3074.71 SQ.FT.



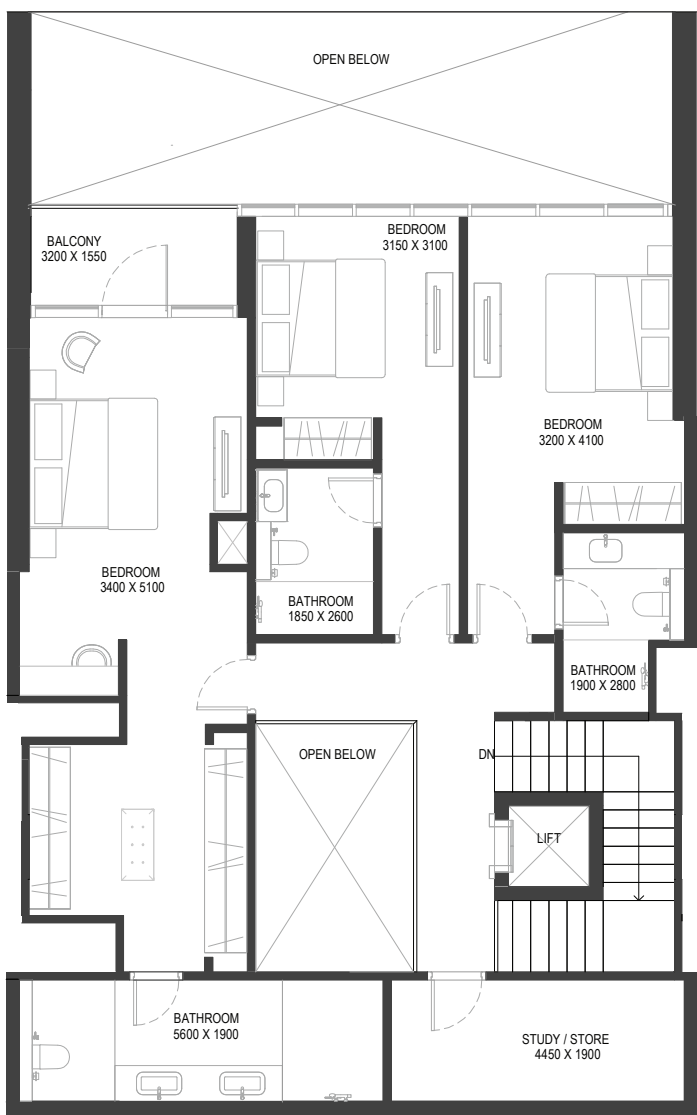
List of unit numbers with this unit plan:

VIEWS

Community
V226, V426

Golf Course
V203, V205, V210, V224, V403, V405, V410, V424

Golf Course, Water body
V212, V217, V219, V412, V417, V419



UPPER LEVEL

4 BEDROOM DUPLEX APARTMENT

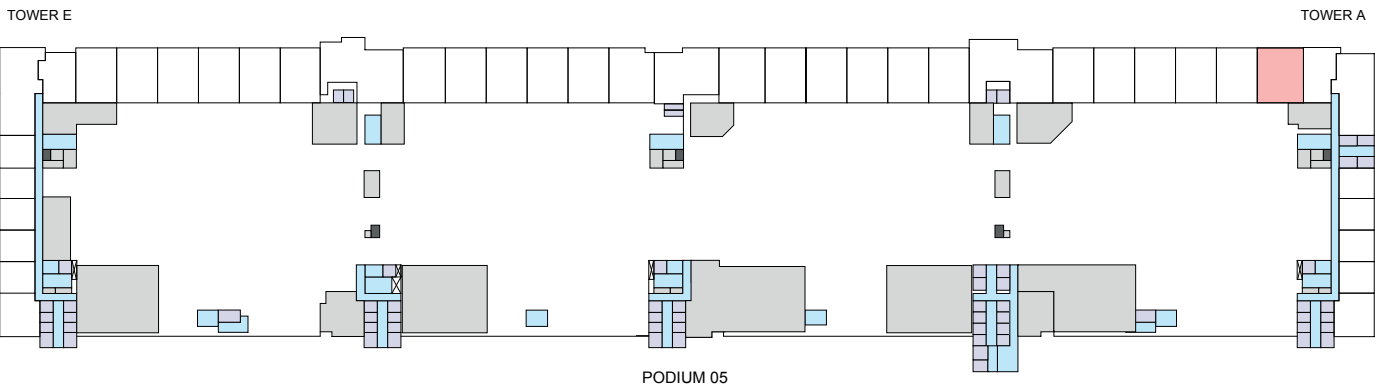
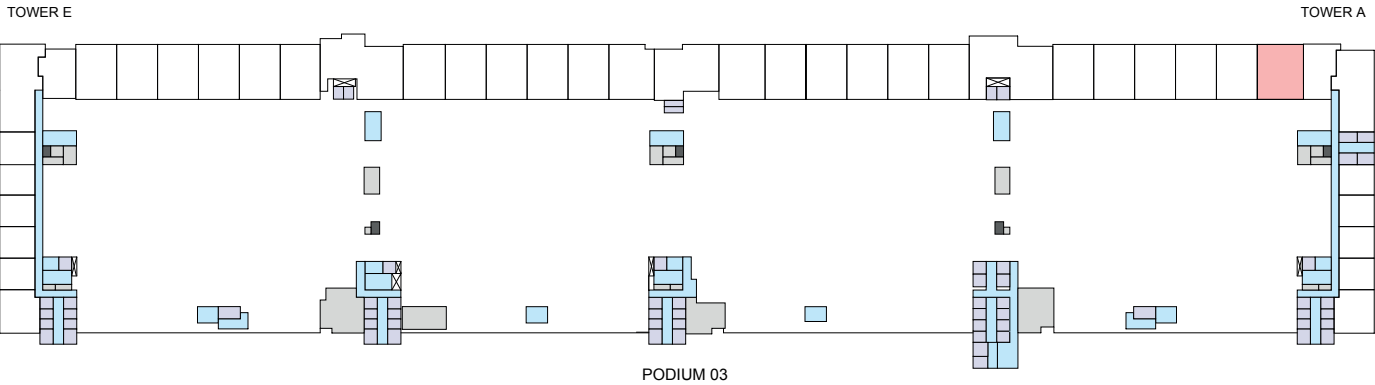
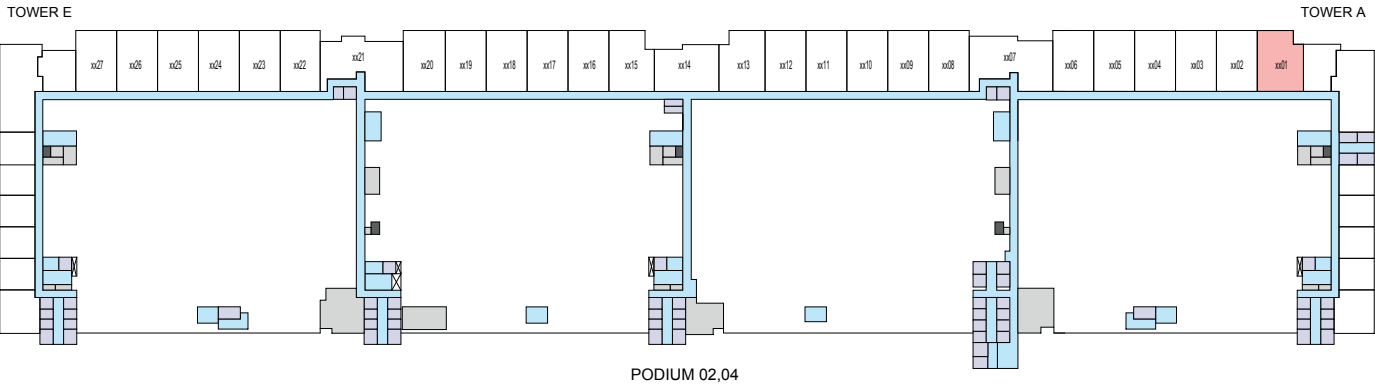
TYPE D (with study room, maid room, powder room and lift + yard)

TOTAL SALEABLE AREA

SUITE = 2845.01 SQ.FT.

YARD = 506.44 SQ.FT.

TOTAL = 3351.45 SQ.FT.



Disclaimer: 1. All dimensions are in metric, measured to wall finishes. 2. All materials, dimensions & drawings are approximate. 3. Information is subject to change without notice, at developer's absolute discretion. 4. Actual area may vary from the stated area. 5. Drawing are not to scale. 6. All images used are for illustrative purpose only and do not represent the actual size, features, specifications, fittings and furnishings. 7. The developer reserves the right to make revisions/ alterations, at its absolute discretion, without any liability whatsoever.

4 BEDROOM DUPLEX APARTMENT

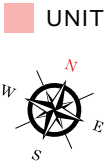
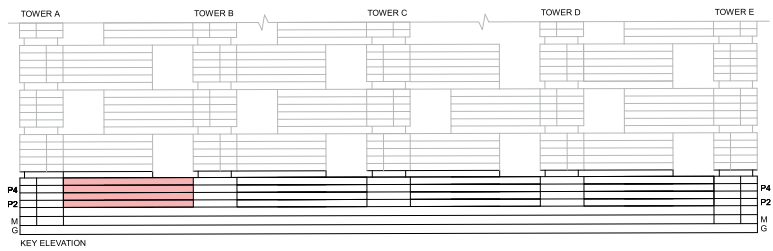
TYPE D (with study room, maid room, powder room and lift + yard)

TOTAL SALEABLE AREA

SUITE = 2845.01 SQ.FT.

YARD = 506.44 SQ.FT.

TOTAL = 3351.45 SQ.FT.



List of unit numbers with this unit plan:

VIEWS

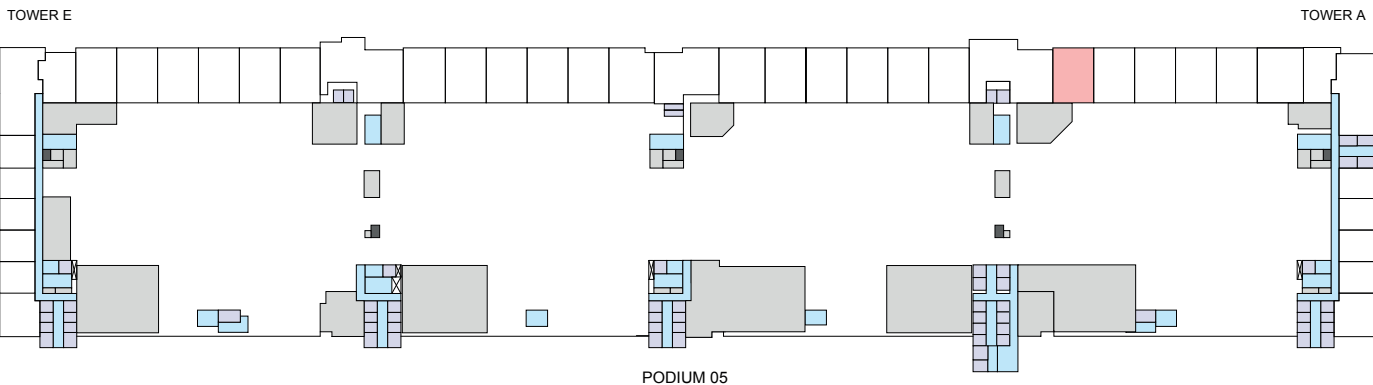
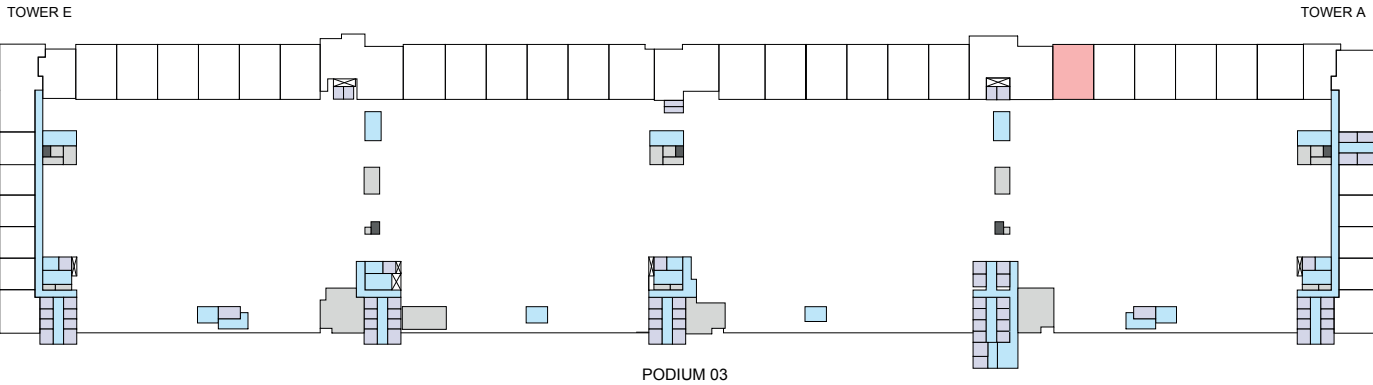
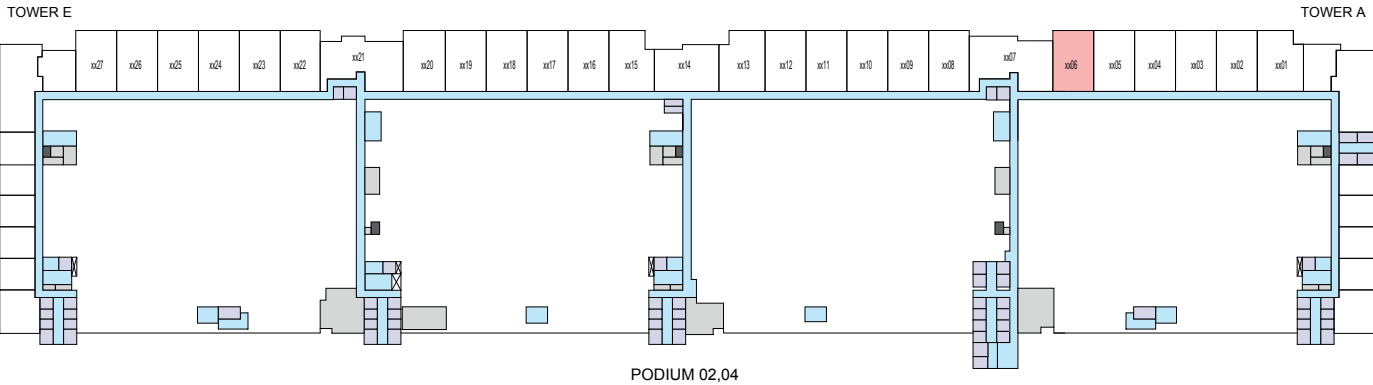
Golf Course

V201, V401

Disclaimer: 1. All dimensions are in metric, measured to wall finishes. 2. All materials, dimensions & drawings are approximate. 3. Information is subject to change without notice, at developer's absolute discretion. 4. Actual area may vary from the stated area. 5. Drawing are not to scale. 6. All images used are for illustrative purpose only and do not represent the actual size, features, specifications, fittings and furnishings. 7. The developer reserves the right to make revisions/ alterations, at its absolute discretion, without any liability whatsoever.

4 BEDROOM DUPLEX APARTMENT
TYPE E (with study room, maid room, powder room and lift + yard)

TOTAL SALEABLE AREA
SUITE = 2668.48 SQ.FT.
YARD = 367.80 SQ.FT.
TOTAL = 3,036.28 SQ.FT.



Disclaimer: 1. All dimensions are in metric, measured to wall finishes. 2. All materials, dimensions & drawings are approximate. 3. Information is subject to change without notice, at developer's absolute discretion. 4. Actual area may vary from the stated area. 5. Drawing are not to scale. 6. All images used are for illustrative purpose only and do not represent the actual size, features, specifications, fittings and furnishings. 7. The developer reserves the right to make revisions/ alterations, at its absolute discretion, without any liability whatsoever.

4 BEDROOM DUPLEX APARTMENT

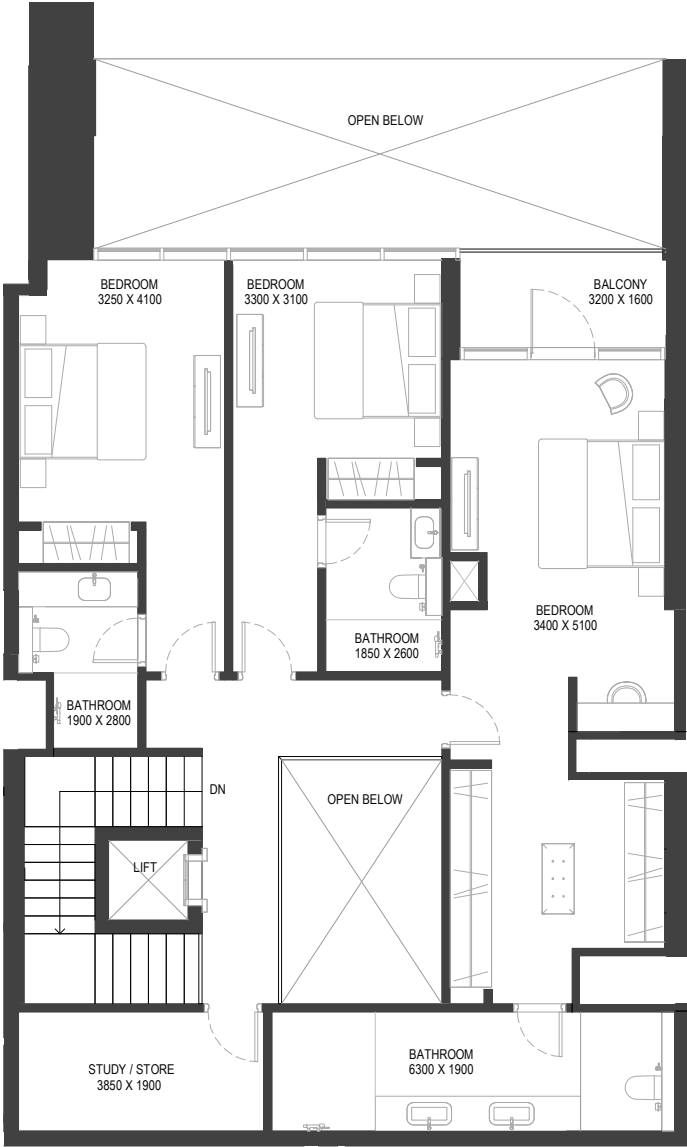
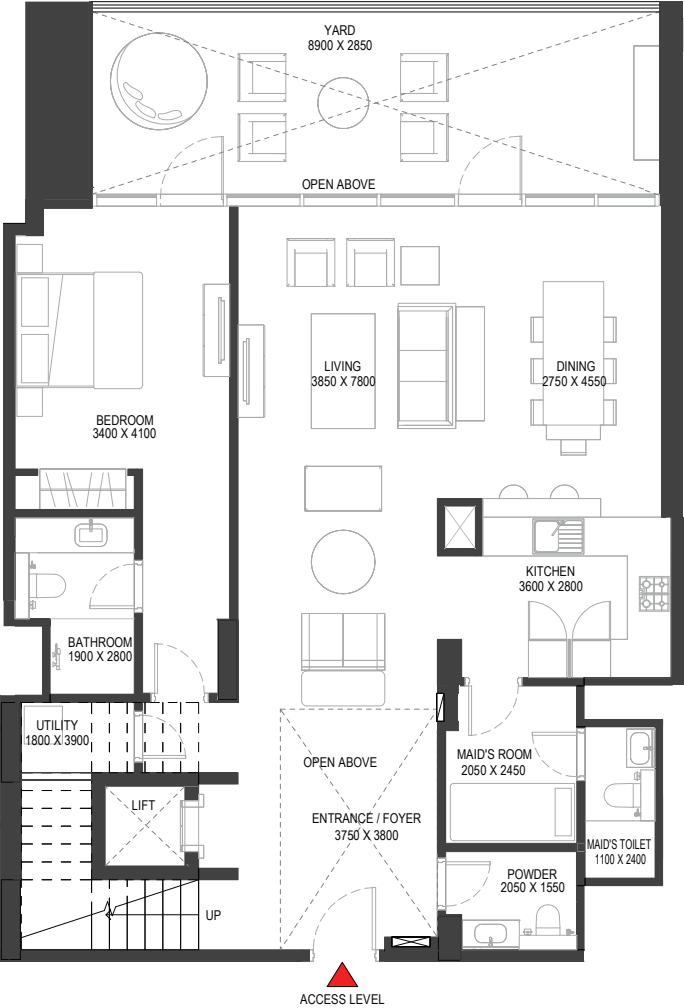
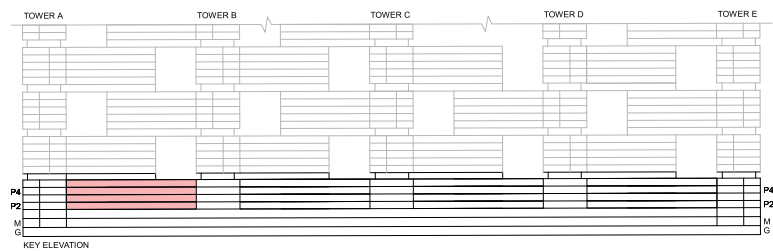
TYPE E (with study room, maid room, powder room and lift + yard)

TOTAL SALEABLE AREA

SUITE = 2668.48 SQ.FT.

YARD = 367.80 SQ.FT.

TOTAL = 3,036.28 SQ.FT.



UPPER LEVEL

List of unit numbers with this unit plan:

VIEWS

Golf Course

V206, V406

Disclaimer: 1. All dimensions are in metric, measured to wall finishes. 2. All materials, dimensions & drawings are approximate. 3. Information is subject to change without notice, at developer's absolute discretion. 4. Actual area may vary from the stated area. 5. Drawing are not to scale. 6. All images used are for illustrative purpose only and do not represent the actual size, features, specifications, fittings and furnishings. 7. The developer reserves the right to make revisions/ alterations, at its absolute discretion, without any liability whatsoever.

4 BEDROOM DUPLEX APARTMENT

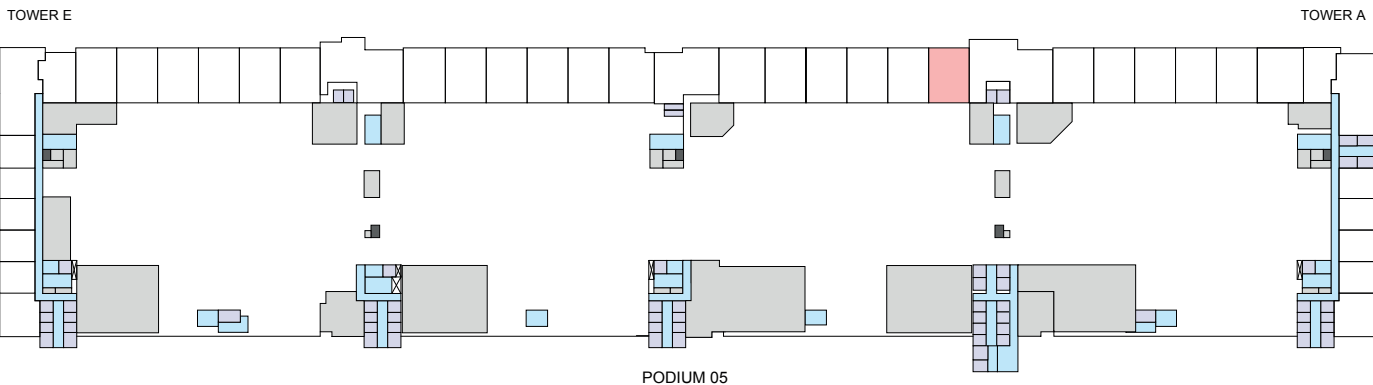
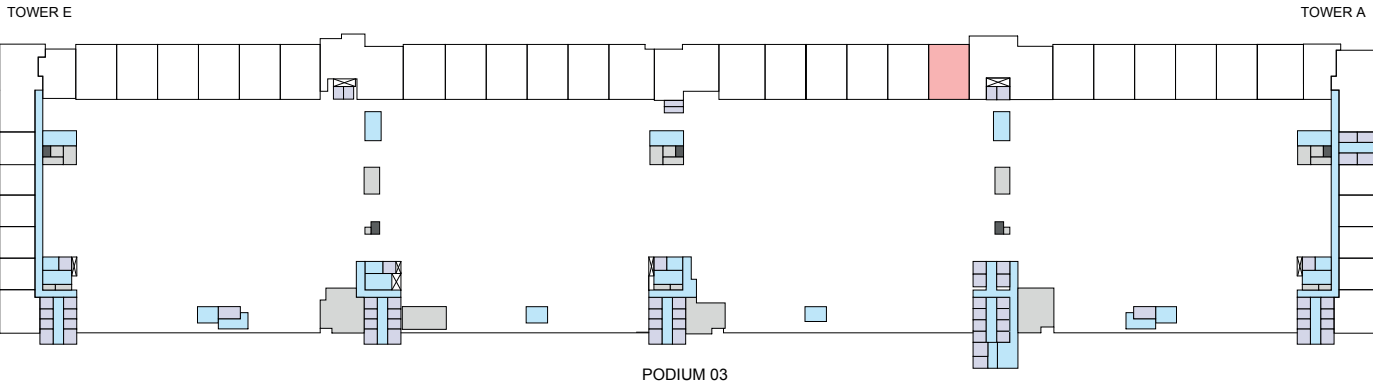
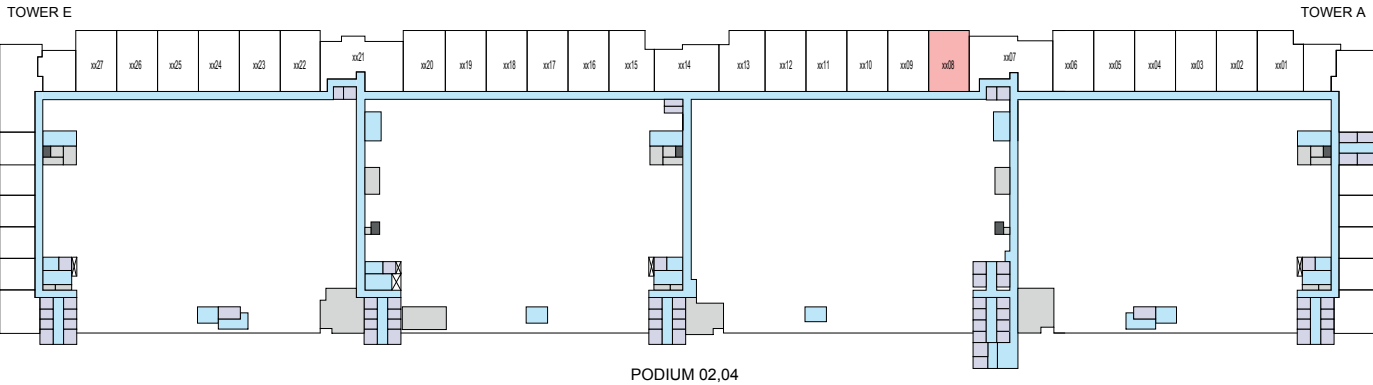
TYPE F (with study room, maid room, powder room and lift + yard)

TOTAL SALEABLE AREA

SUITE = 2,705.72 SQ.FT.

YARD = 388.04 SQ.FT.

TOTAL = 3,093.76 SQ.FT.



Disclaimer: 1. All dimensions are in metric, measured to wall finishes. 2. All materials, dimensions & drawings are approximate. 3. Information is subject to change without notice, at developer's absolute discretion. 4. Actual area may vary from the stated area. 5. Drawing are not to scale. 6. All images used are for illustrative purpose only and do not represent the actual size, features, specifications, fittings and furnishings. 7. The developer reserves the right to make revisions/ alterations, at its absolute discretion, without any liability whatsoever.

4 BEDROOM DUPLEX APARTMENT

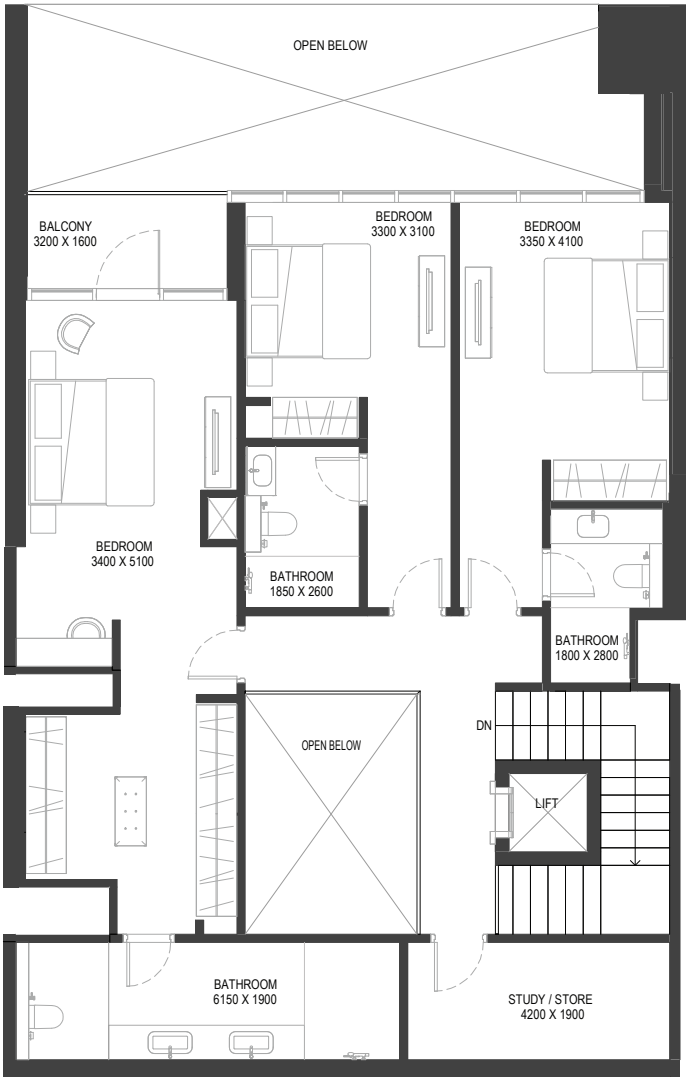
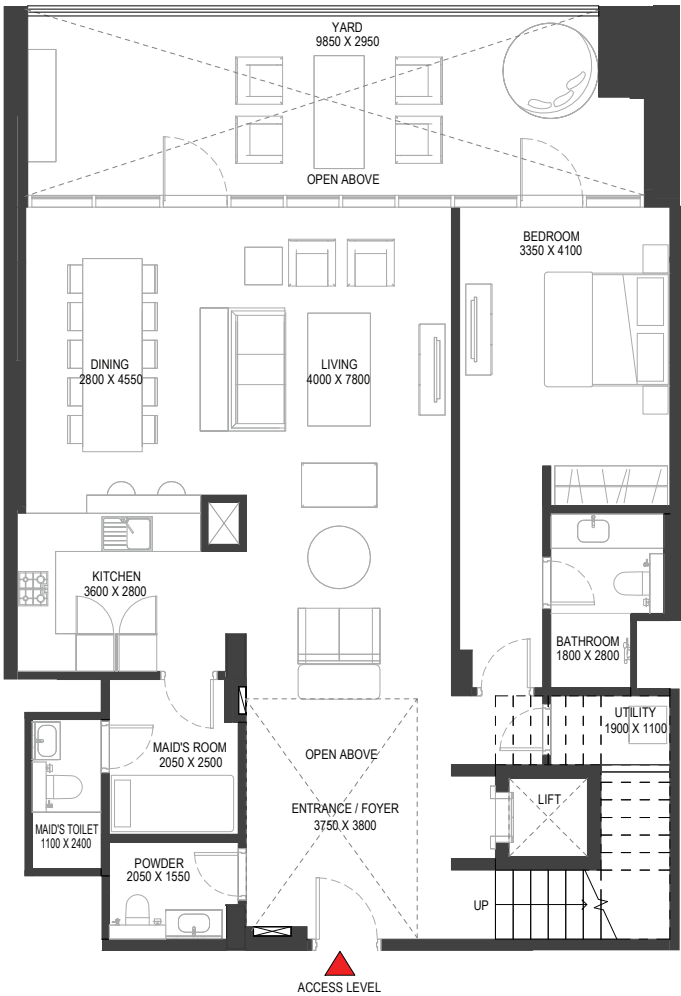
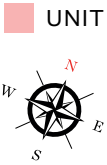
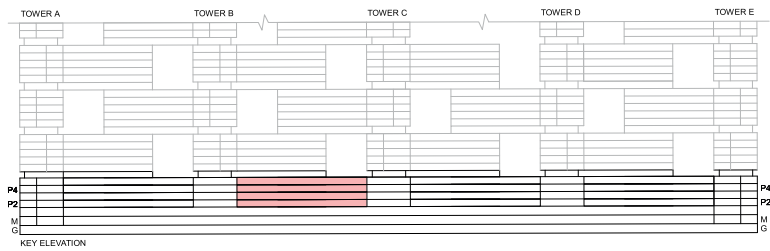
TYPE F (with study room, maid room, powder room and lift + yard)

TOTAL SALEABLE AREA

SUITE = 2,705.72 SQ.FT.

YARD = 388.04 SQ.FT.

TOTAL = 3,093.76 SQ.FT.



UPPER LEVEL

List of unit numbers with this unit plan:

VIEWS

Golf Course
V208, V408

Disclaimer: 1. All dimensions are in metric, measured to wall finishes. 2. All materials, dimensions & drawings are approximate. 3. Information is subject to change without notice, at developer's absolute discretion. 4. Actual area may vary from the stated area. 5. Drawing are not to scale. 6. All images used are for illustrative purpose only and do not represent the actual size, features, specifications, fittings and furnishings. 7. The developer reserves the right to make revisions/ alterations, at its absolute discretion, without any liability whatsoever.

4 BEDROOM DUPLEX APARTMENT

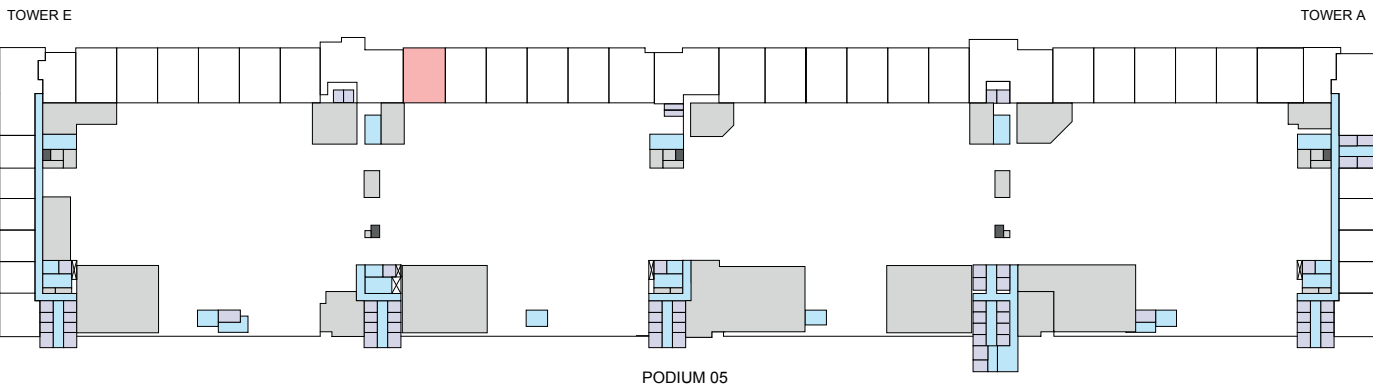
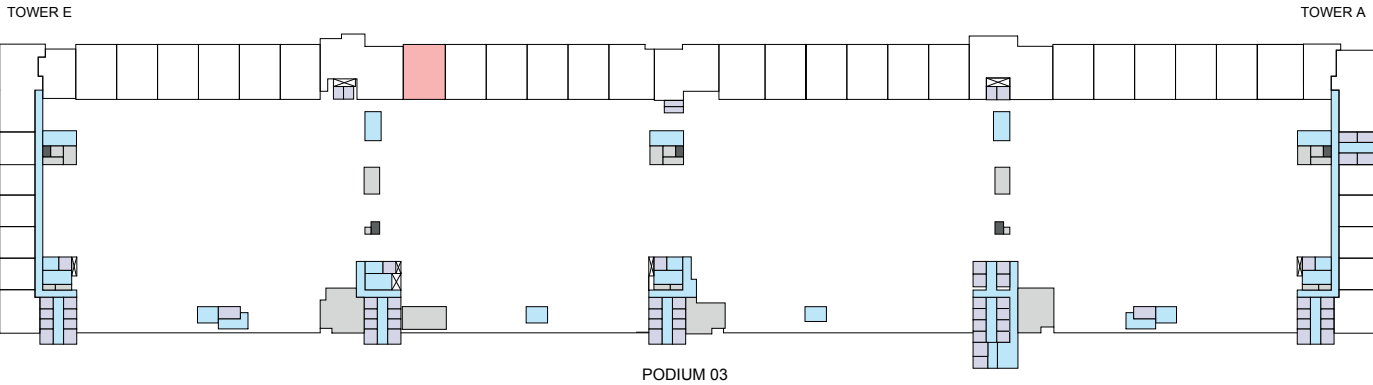
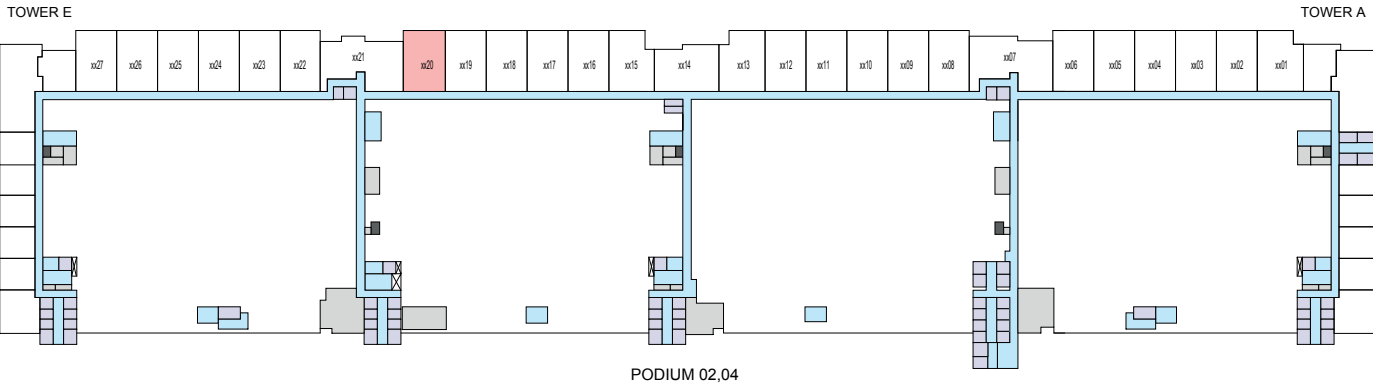
TYPE F (with study room, maid room, powder room and lift + yard) VARIANT 1

TOTAL SALEABLE AREA

SUITE = 2,705.72 SQ.FT.

YARD = 406.88 SQ.FT.

TOTAL = 3,112.60 SQ.FT.



Disclaimer: 1. All dimensions are in metric, measured to wall finishes. 2. All materials, dimensions & drawings are approximate. 3. Information is subject to change without notice, at developer's absolute discretion. 4. Actual area may vary from the stated area. 5. Drawing are not to scale. 6. All images used are for illustrative purpose only and do not represent the actual size, features, specifications, fittings and furnishings. 7. The developer reserves the right to make revisions/ alterations, at its absolute discretion, without any liability whatsoever.

4 BEDROOM DUPLEX APARTMENT

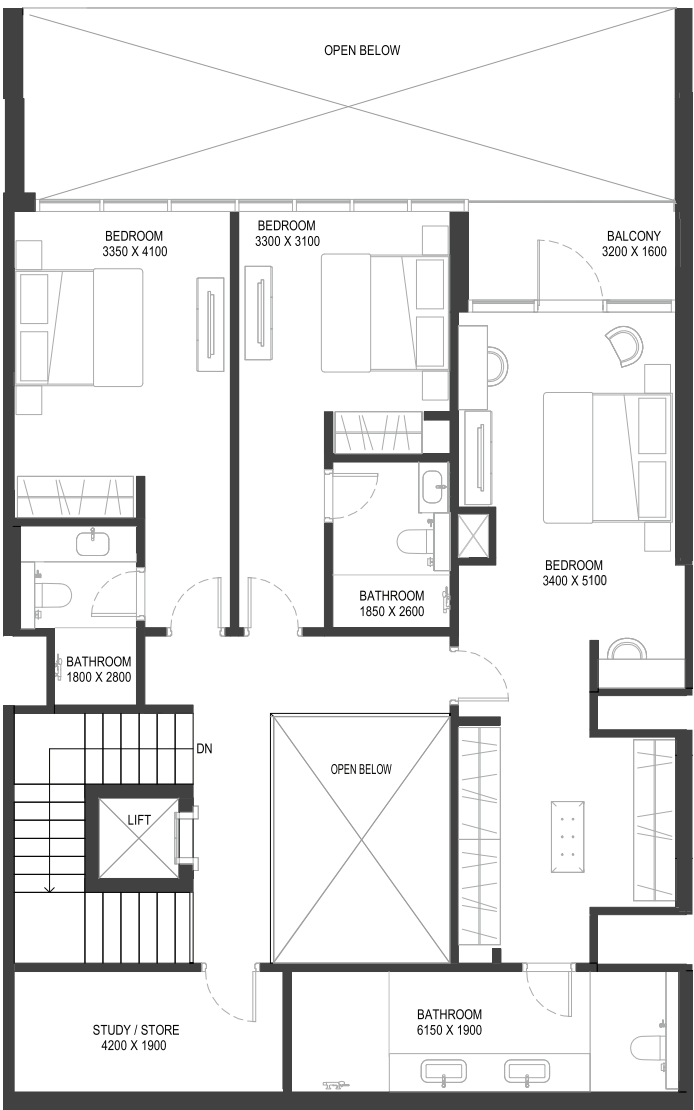
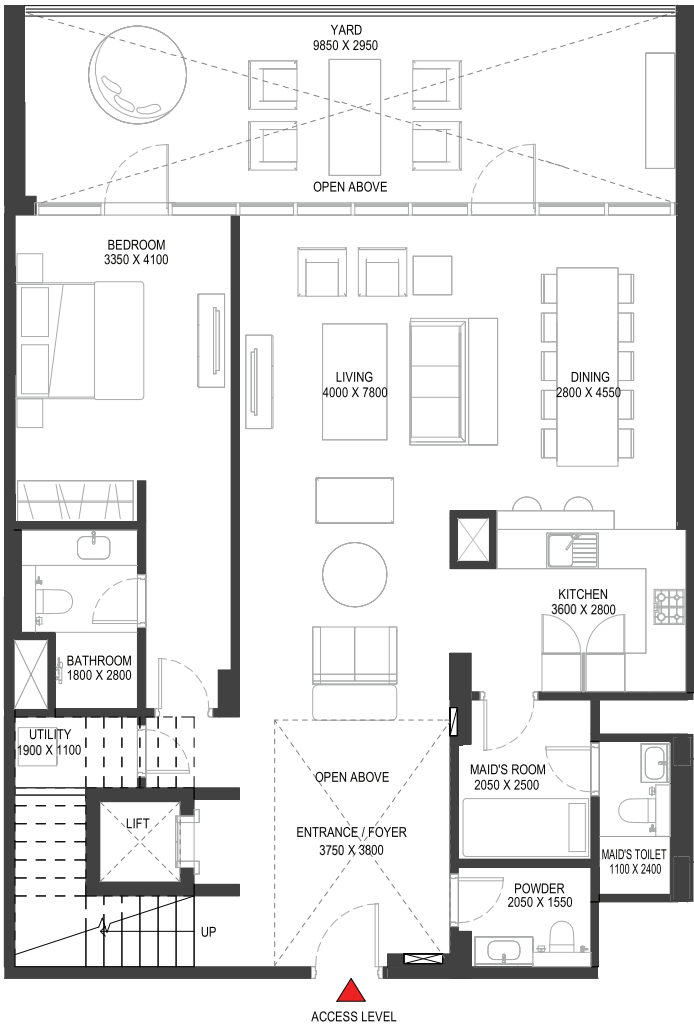
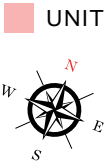
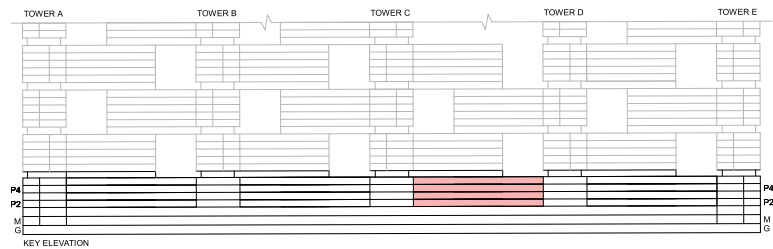
TYPE F (with study room, maid room, powder room and lift + yard) VARIANT 1

TOTAL SALEABLE AREA

SUITE = 2,705.72 SQ.FT.

YARD = 406.88 SQ.FT.

TOTAL = 3,112.60 SQ.FT.



UPPER LEVEL

List of unit numbers with this unit plan:

VIEWS

Golf Course, Water body
V220, V420

4 BEDROOM DUPLEX APARTMENT

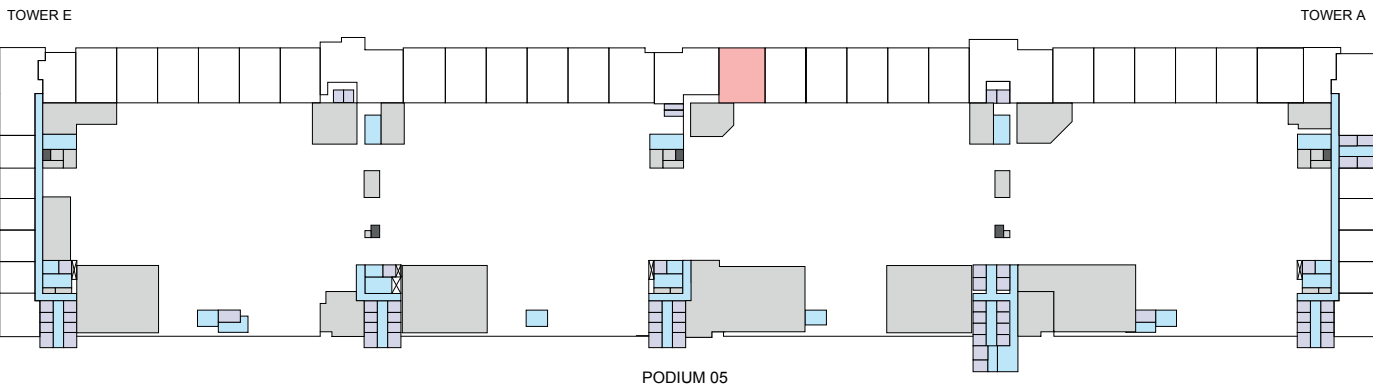
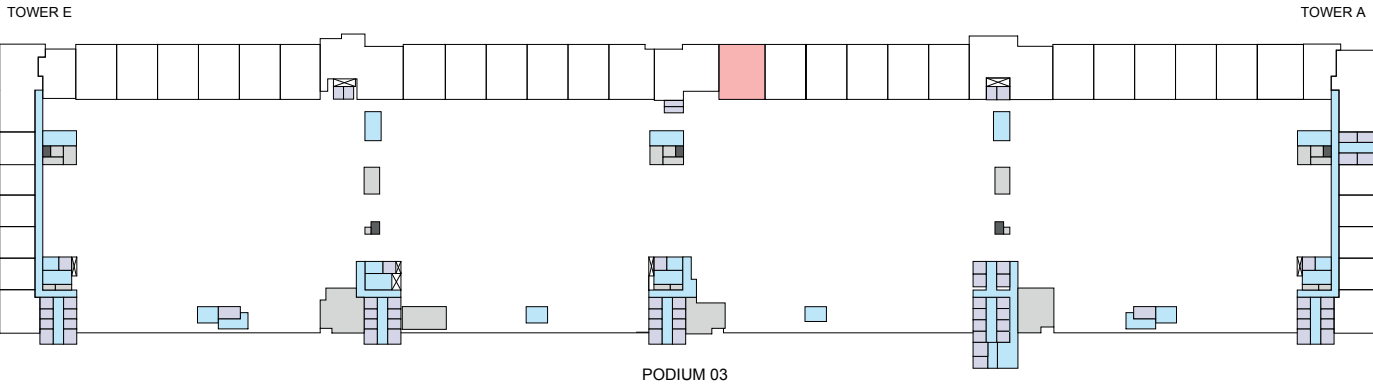
TYPE G (with study room, maid room, powder room and lift + yard)

TOTAL SALEABLE AREA

SUITE = 2,890.00 SQ.FT.

YARD = 428.51 SQ.FT.

TOTAL = 3,318.51 SQ.FT.



Disclaimer: 1. All dimensions are in metric, measured to wall finishes. 2. All materials, dimensions & drawings are approximate. 3. Information is subject to change without notice, at developer's absolute discretion. 4. Actual area may vary from the stated area. 5. Drawing are not to scale. 6. All images used are for illustrative purpose only and do not represent the actual size, features, specifications, fittings and furnishings. 7. The developer reserves the right to make revisions/ alterations, at its absolute discretion, without any liability whatsoever.

4 BEDROOM DUPLEX APARTMENT

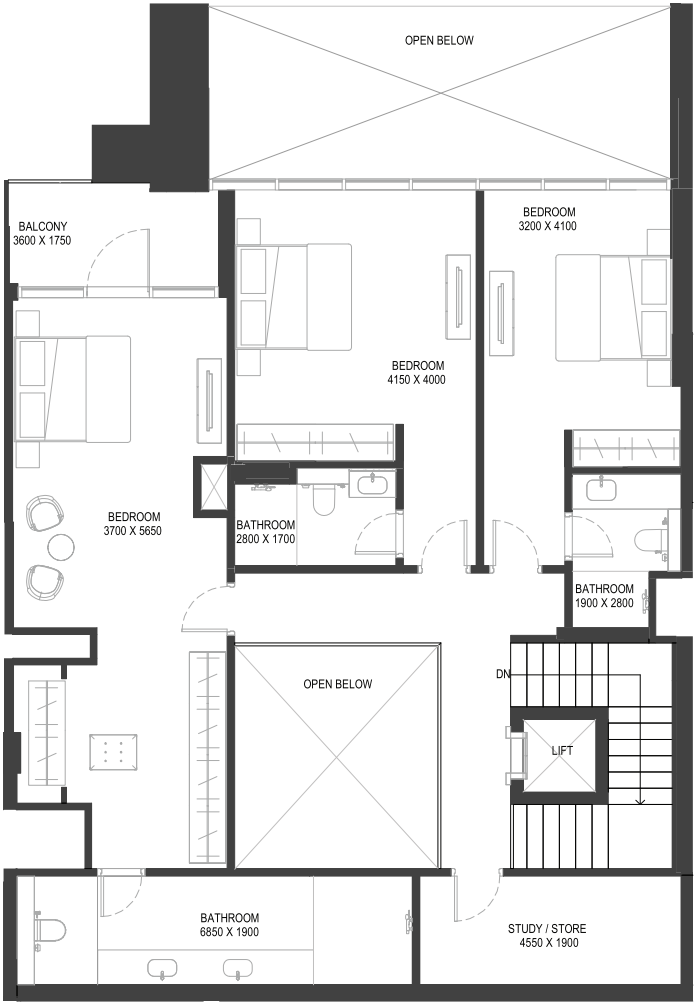
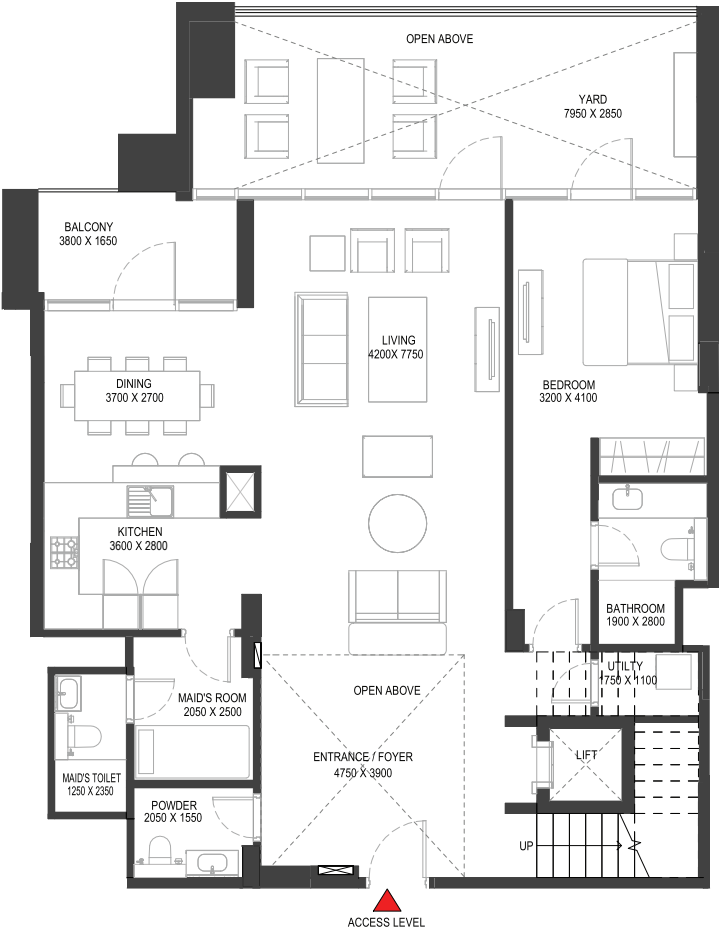
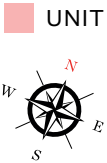
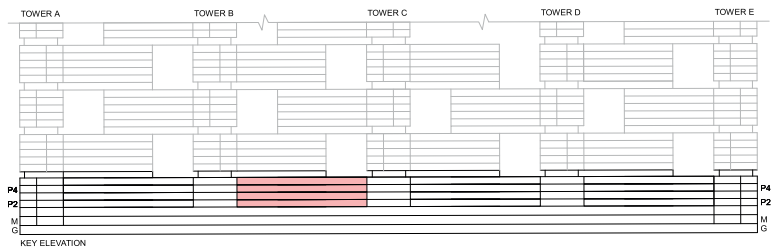
TYPE G (with study room, maid room, powder room and lift + yard)

TOTAL SALEABLE AREA

SUITE = 2,890.00 SQ.FT.

YARD = 428.51 SQ.FT.

TOTAL = 3,318.51 SQ.FT.



List of unit numbers with this unit plan:

VIEWS

Golf Course, Water body

V213, V413

Disclaimer: 1. All dimensions are in metric, measured to wall finishes. 2. All materials, dimensions & drawings are approximate. 3. Information is subject to change without notice, at developer's absolute discretion. 4. Actual area may vary from the stated area. 5. Drawing are not to scale. 6. All images used are for illustrative purpose only and do not represent the actual size, features, specifications, fittings and furnishings. 7. The developer reserves the right to make revisions/ alterations, at its absolute discretion, without any liability whatsoever.

4 BEDROOM DUPLEX APARTMENT

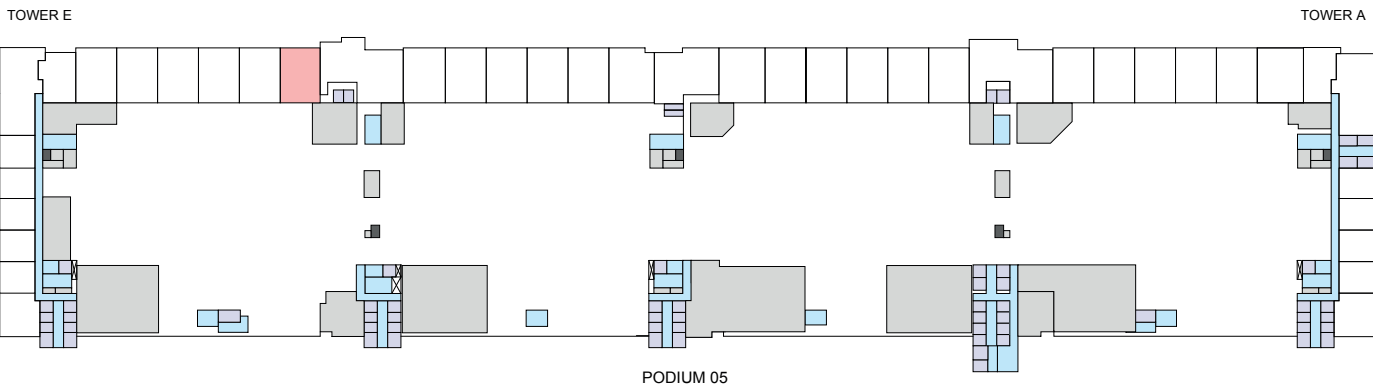
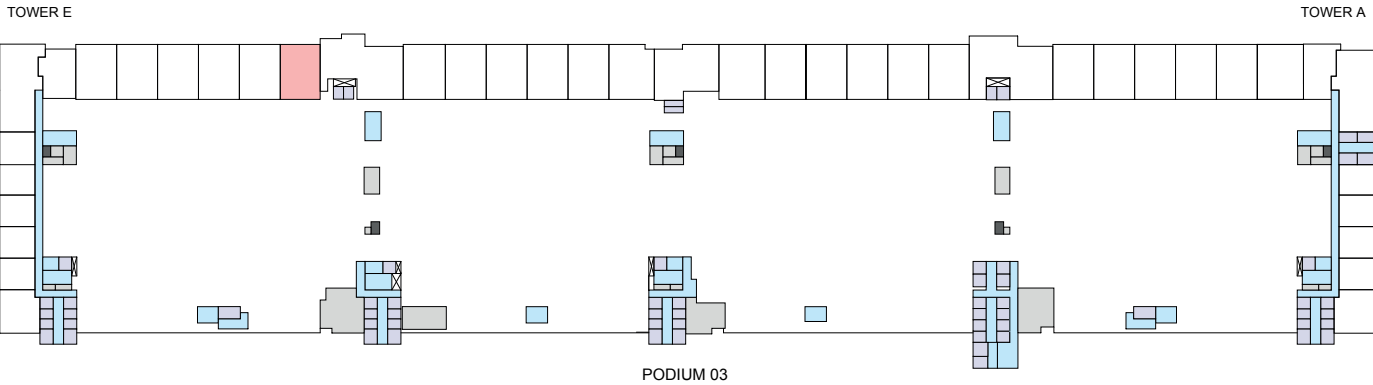
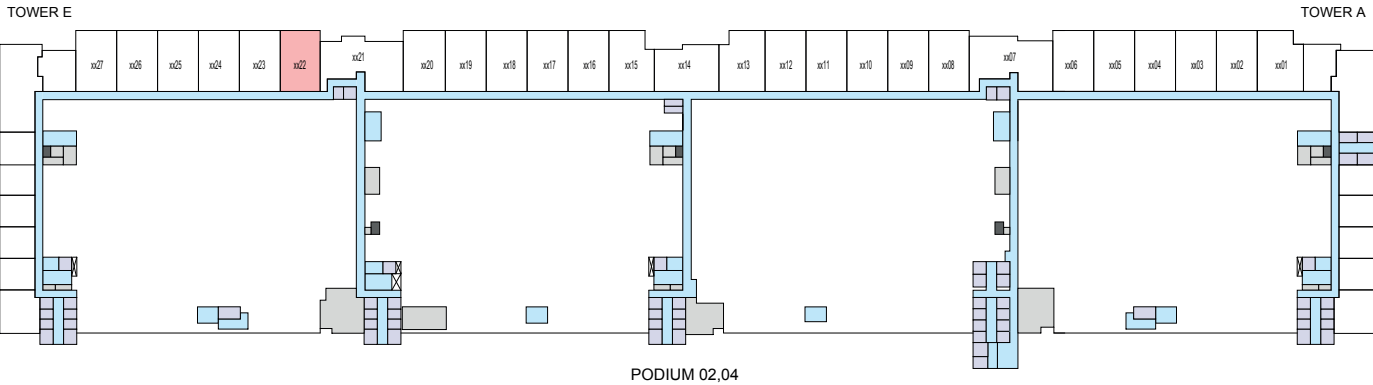
TYPE H (with study room, maid room, powder room and lift + yard)

TOTAL SALEABLE AREA

SUITE = 2,605.40 SQ.FT.

YARD = 384.70 SQ.FT.

TOTAL = 2,990.10 SQ.FT.



Disclaimer: 1. All dimensions are in metric, measured to wall finishes. 2. All materials, dimensions & drawings are approximate. 3. Information is subject to change without notice, at developer's absolute discretion. 4. Actual area may vary from the stated area. 5. Drawing are not to scale. 6. All images used are for illustrative purpose only and do not represent the actual size, features, specifications, fittings and furnishings. 7. The developer reserves the right to make revisions/ alterations, at its absolute discretion, without any liability whatsoever.

4 BEDROOM DUPLEX APARTMENT

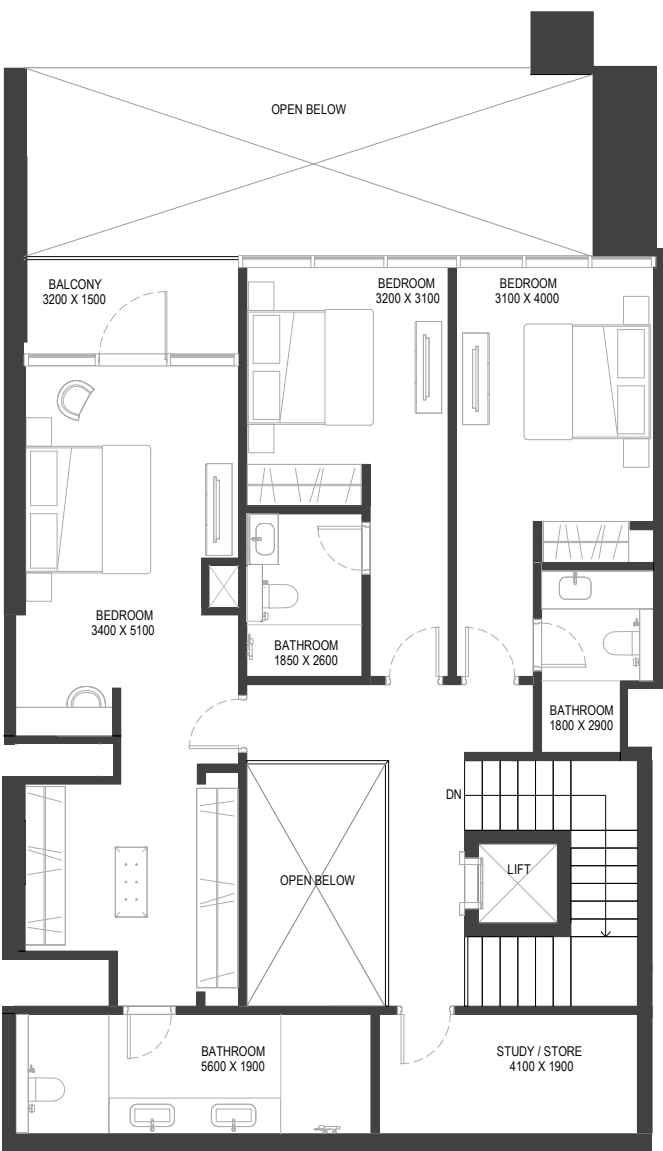
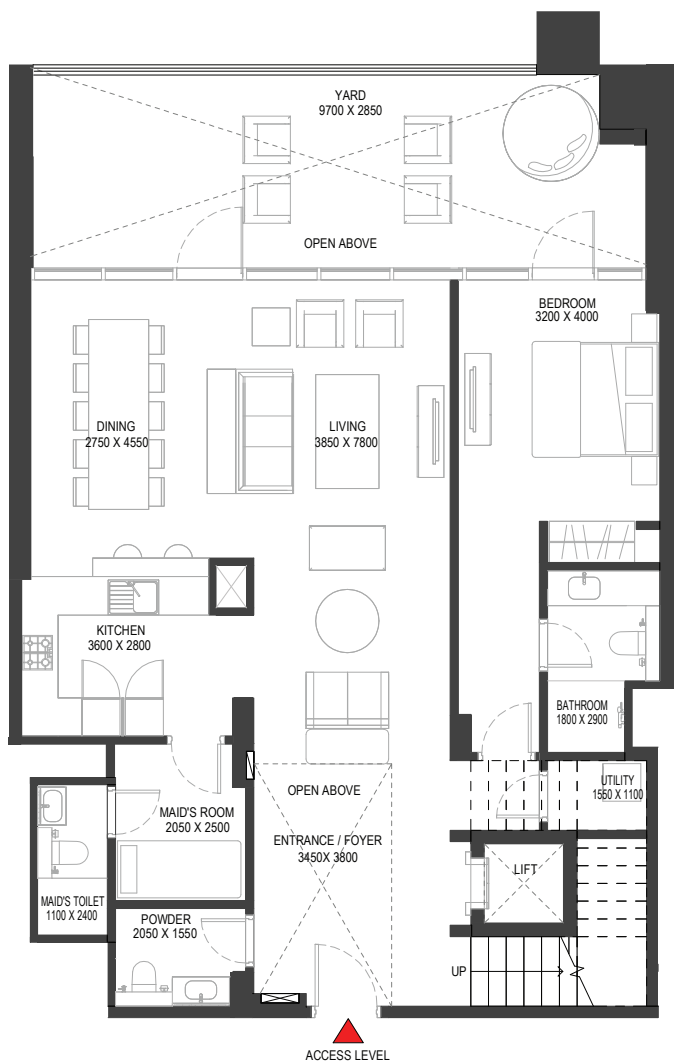
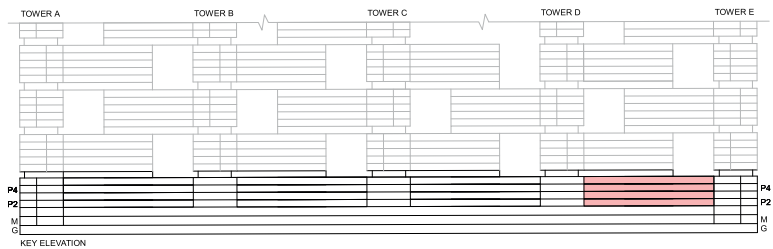
TYPE H (with study room, maid room, powder room and lift + yard)

TOTAL SALEABLE AREA

SUITE = 2,605.40 SQ.FT.

YARD = 384.70 SQ.FT.

TOTAL = 2,990.10 SQ.FT.



UPPER LEVEL

List of unit numbers with this unit plan:

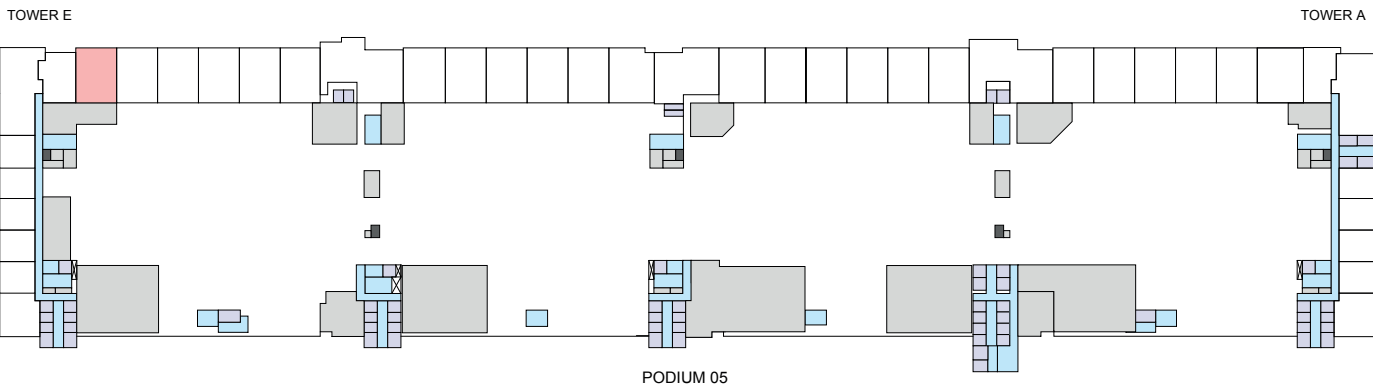
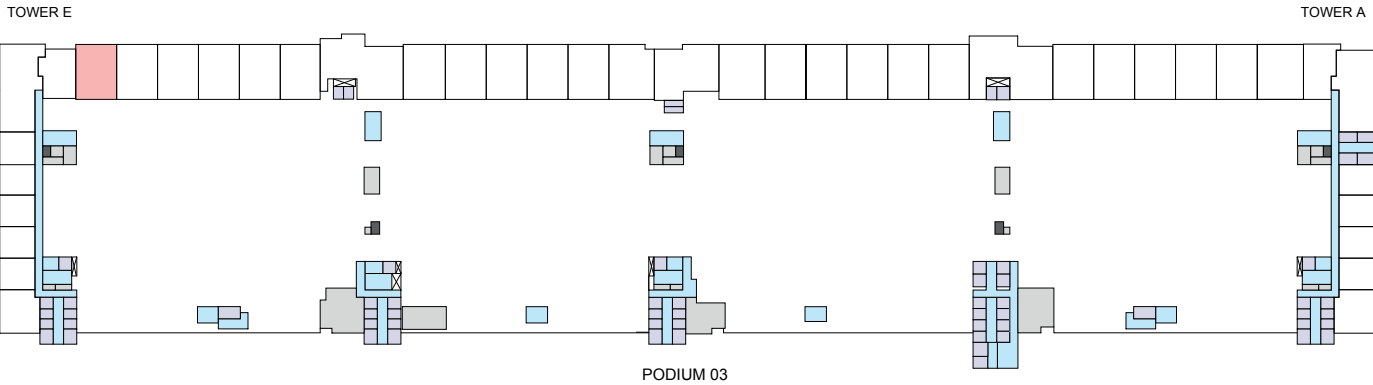
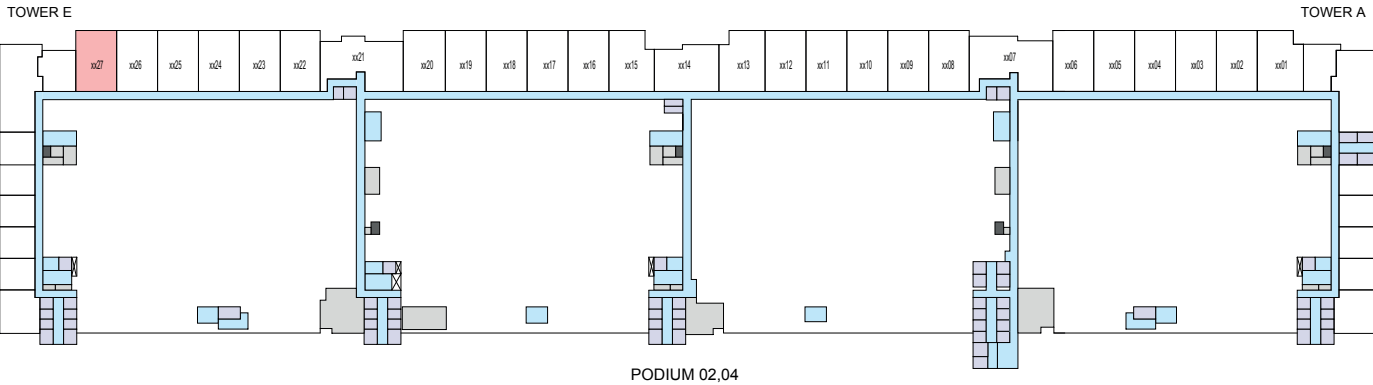
VIEWS

Golf Course, Water body

V222, V422

4 BEDROOM DUPLEX APARTMENT
TYPE J (with study room, maid room, powder room and lift + yard)

TOTAL SALEABLE AREA
SUITE = 2,641.36 SQ.FT.
YARD = 399.99 SQ.FT.
TOTAL = 3,041.35 SQ.FT.



Disclaimer: 1. All dimensions are in metric, measured to wall finishes. 2. All materials, dimensions & drawings are approximate. 3. Information is subject to change without notice, at developer's absolute discretion. 4. Actual area may vary from the stated area. 5. Drawing are not to scale. 6. All images used are for illustrative purpose only and do not represent the actual size, features, specifications, fittings and furnishings. 7. The developer reserves the right to make revisions/ alterations, at its absolute discretion, without any liability whatsoever.

4 BEDROOM DUPLEX APARTMENT

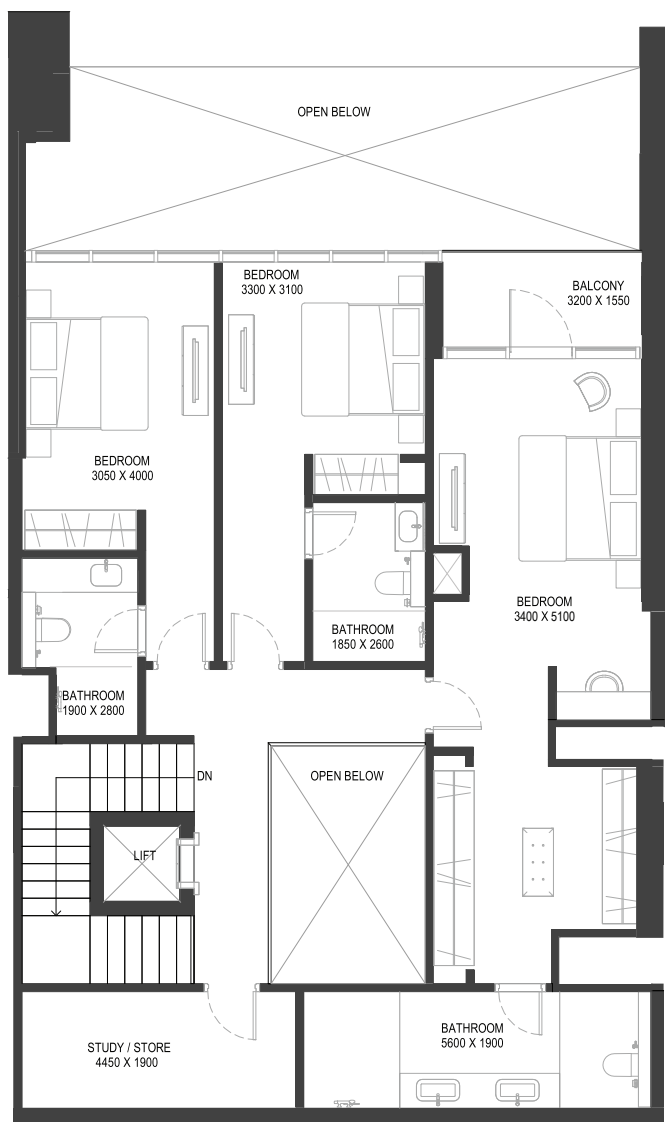
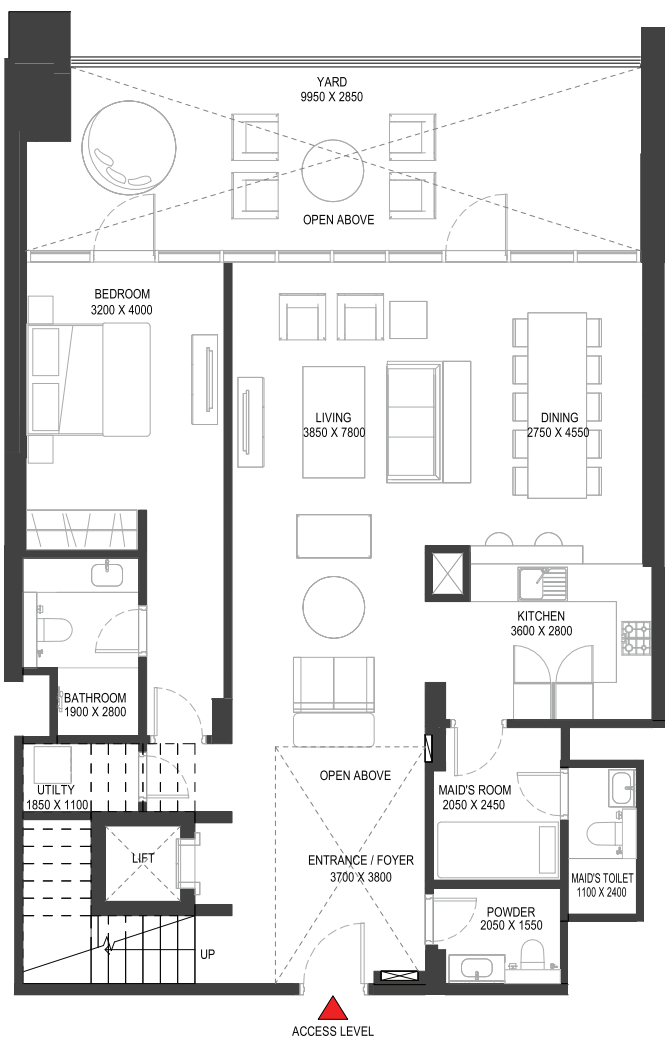
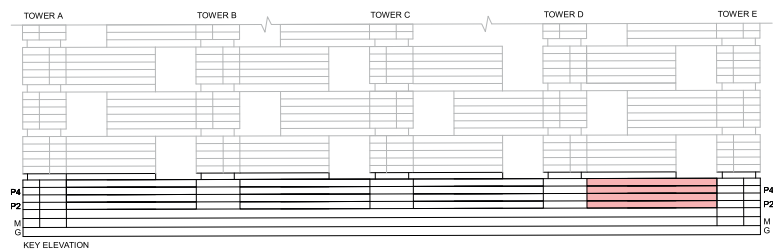
TYPE J (with study room, maid room, powder room and lift + yard)

TOTAL SALEABLE AREA

SUITE = 2,641.36 SQ.FT.

YARD = 399.99 SQ.FT.

TOTAL = 3,041.35 SQ.FT.



UPPER LEVEL

List of unit numbers with this unit plan:

VIEWS

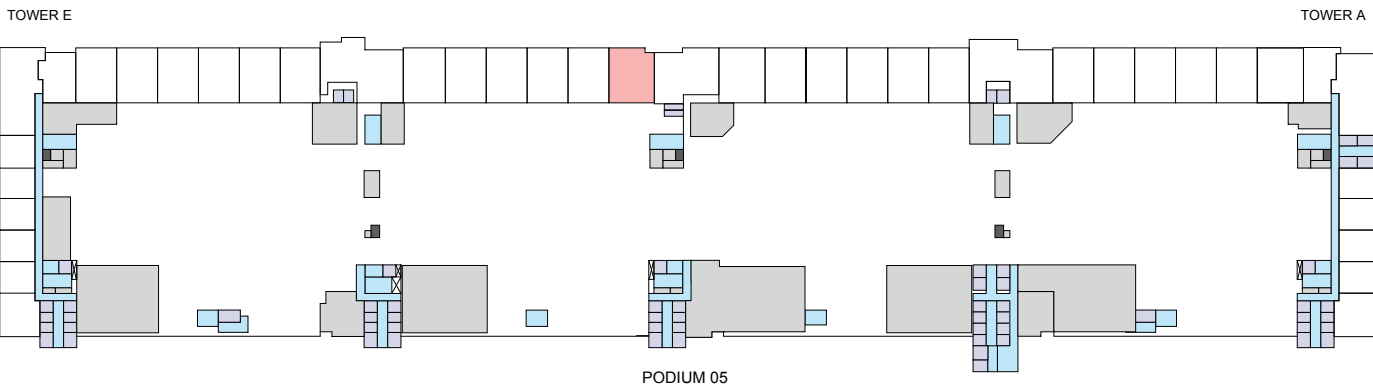
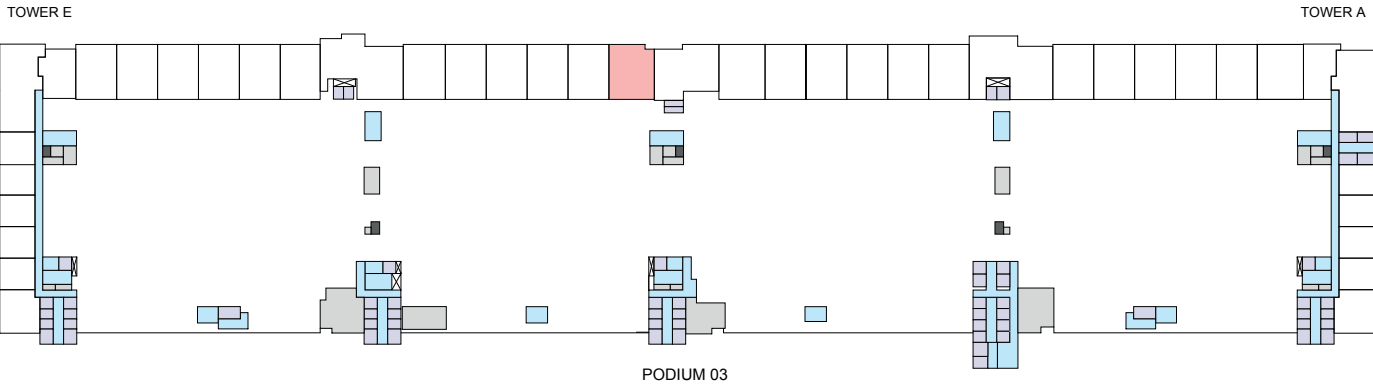
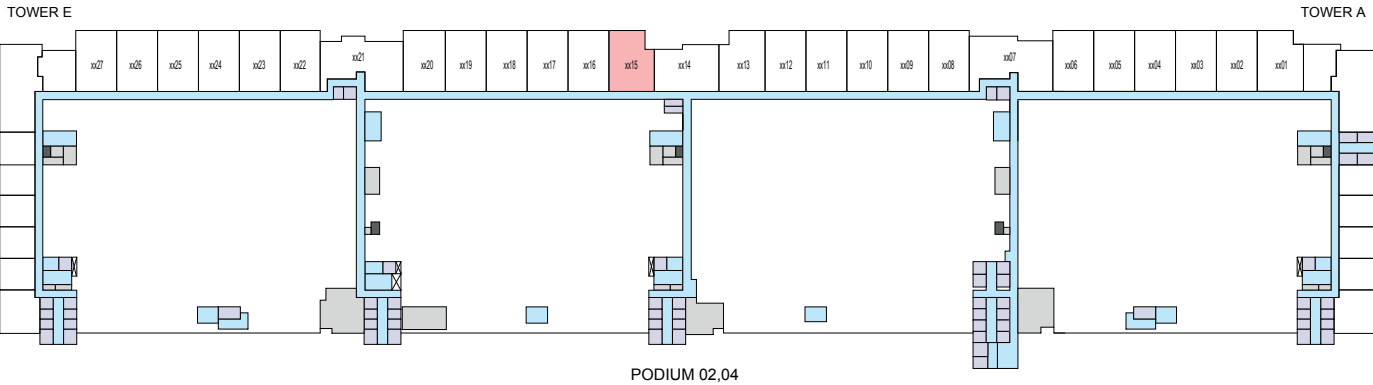
Community

V227, V427

Disclaimer: 1. All dimensions are in metric, measured to wall finishes. 2. All materials, dimensions & drawings are approximate. 3. Information is subject to change without notice, at developer's absolute discretion. 4. Actual area may vary from the stated area. 5. Drawing are not to scale. 6. All images used are for illustrative purpose only and do not represent the actual size, features, specifications, fittings and furnishings. 7. The developer reserves the right to make revisions/ alterations, at its absolute discretion, without any liability whatsoever.

4 BEDROOM DUPLEX APARTMENT
TYPE K (with study room, maid room and powder room + yard)

TOTAL SALEABLE AREA
SUITE = 2,788.07 SQ.FT.
YARD = 369.85 SQ.FT.
TOTAL = 3,157.92 SQ.FT.



Disclaimer: 1. All dimensions are in metric, measured to wall finishes. 2. All materials, dimensions & drawings are approximate. 3. Information is subject to change without notice, at developer's absolute discretion. 4. Actual area may vary from the stated area. 5. Drawing are not to scale. 6. All images used are for illustrative purpose only and do not represent the actual size, features, specifications, fittings and furnishings. 7. The developer reserves the right to make revisions/ alterations, at its absolute discretion, without any liability whatsoever.

4 BEDROOM DUPLEX APARTMENT

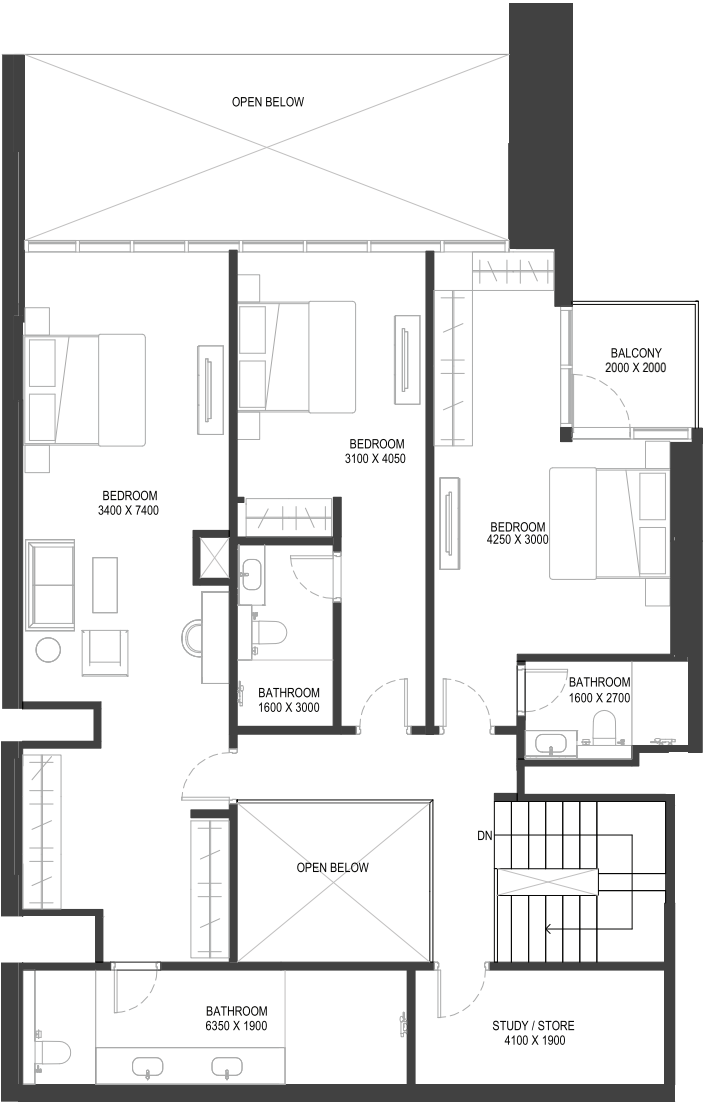
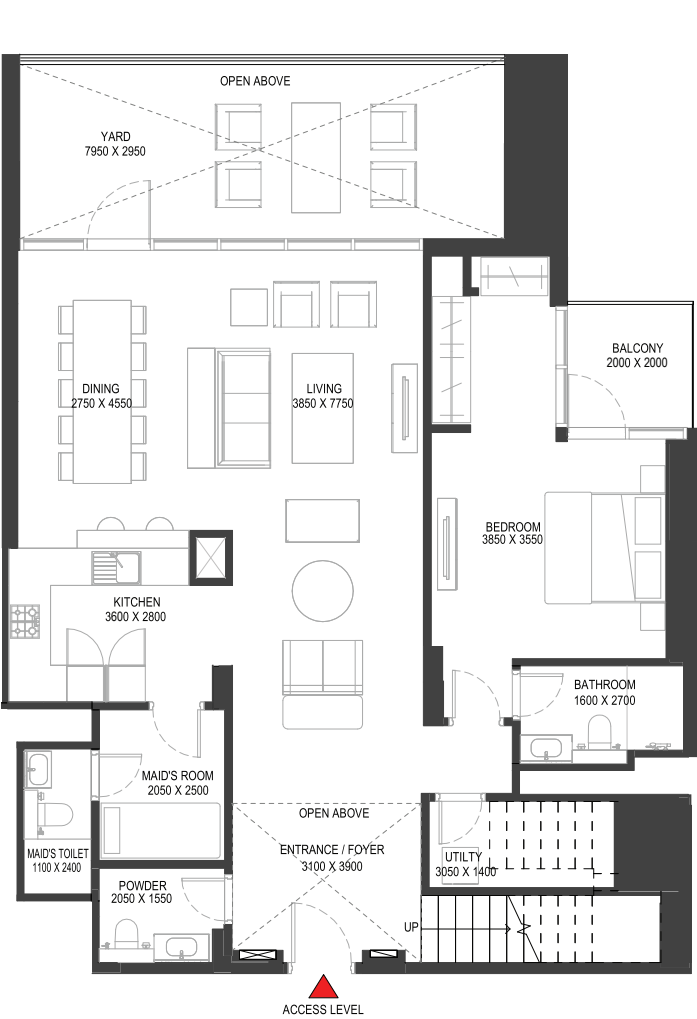
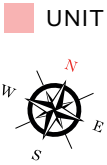
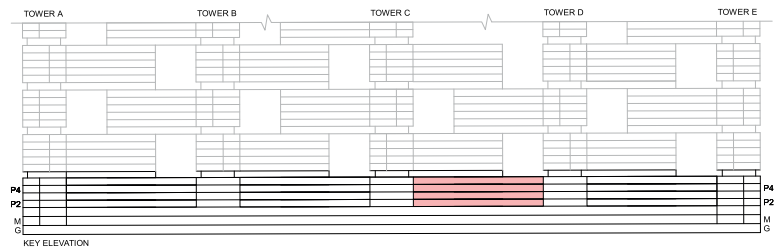
TYPE K (with study room, maid room and powder room + yard)

TOTAL SALEABLE AREA

SUITE = 2,788.07 SQ.FT.

YARD = 369.85 SQ.FT.

TOTAL = 3,157.92 SQ.FT.



UPPER LEVEL

List of unit numbers with this unit plan:

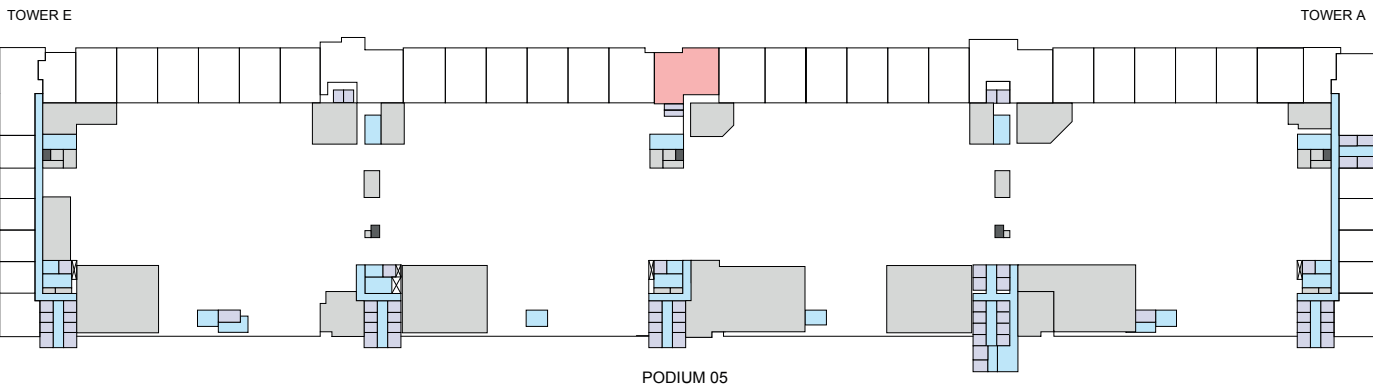
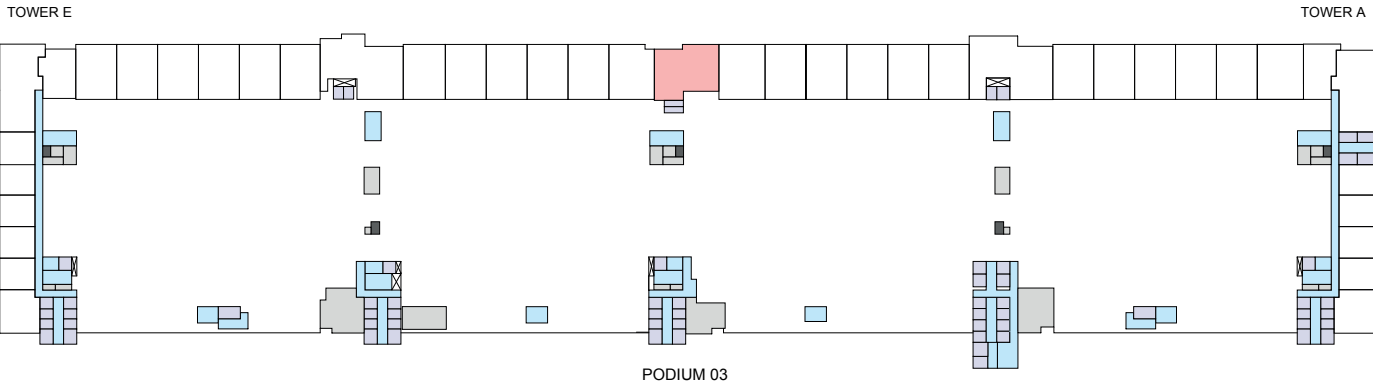
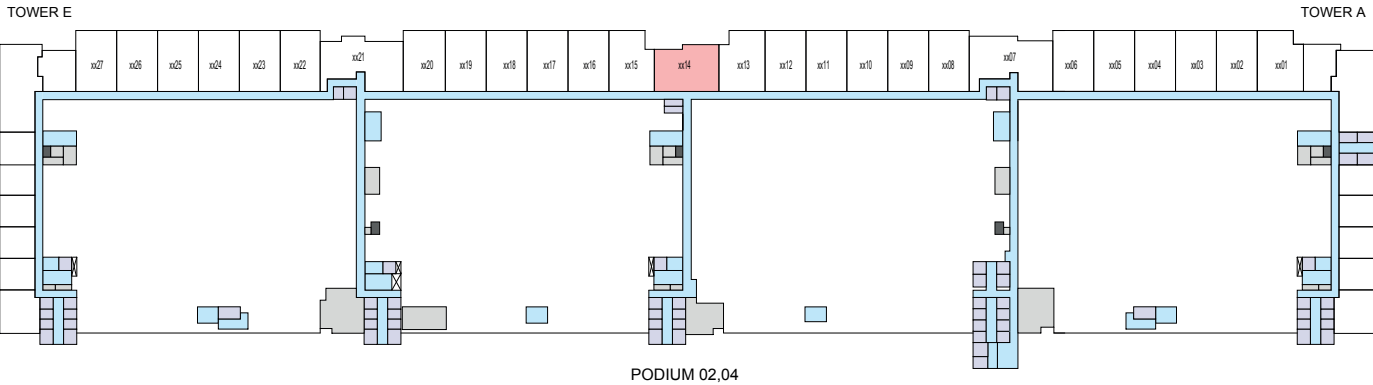
VIEWS

Golf Course, Water body

V215, V415

5 BEDROOM DUPLEX APARTMENT
TYPE A (with study room, maid room, powder room and lift + balcony)

TOTAL SALEABLE AREA
SUITE = 3,358.99 SQ.FT.
BALCONY = 366.83 SQ.FT.
TOTAL = 3,725.82 SQ.FT.

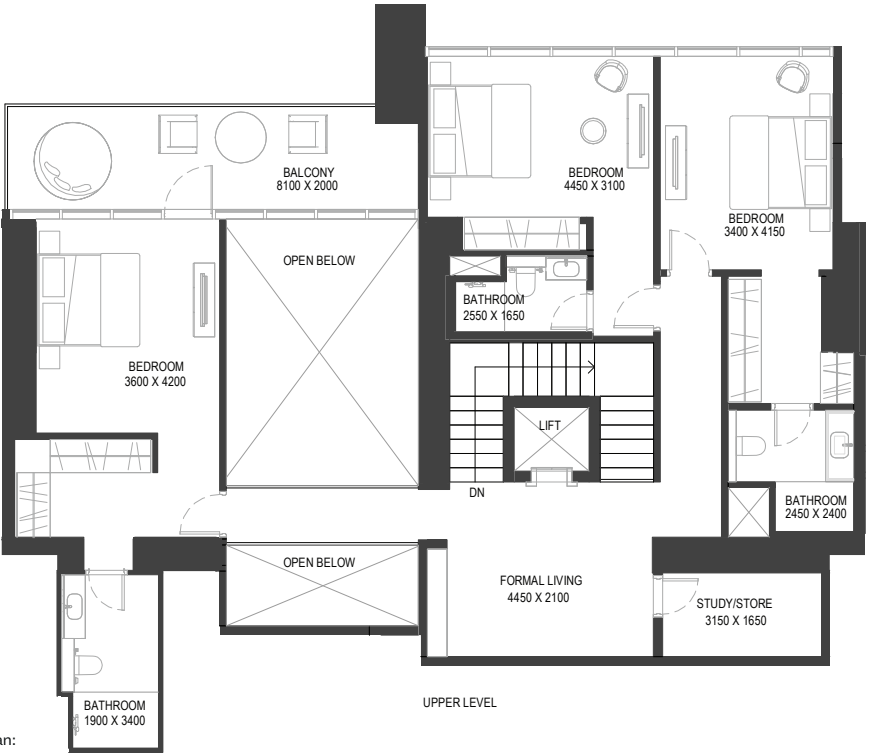
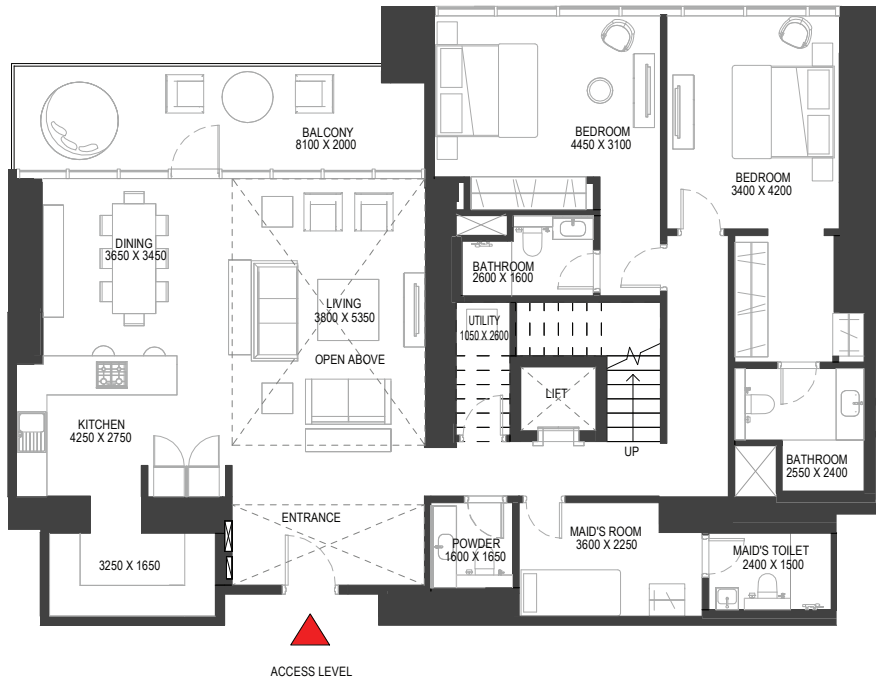
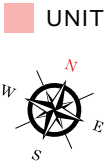
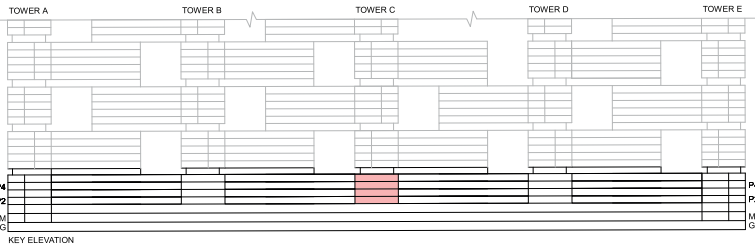


Disclaimer: 1. All dimensions are in metric, measured to wall finishes. 2. All materials, dimensions & drawings are approximate. 3. Information is subject to change without notice, at developer's absolute discretion. 4. Actual area may vary from the stated area. 5. Drawing are not to scale. 6. All images used are for illustrative purpose only and do not represent the actual size, features, specifications, fittings and furnishings. 7. The developer reserves the right to make revisions/ alterations, at its absolute discretion, without any liability whatsoever.

5 BEDROOM DUPLEX APARTMENT

TYPE A (with study room, maid room, powder room and lift + balcony)

TOTAL SALEABLE AREA
SUITE = 3,358.99 SQ.FT.
BALCONY = 366.83 SQ.FT.
TOTAL = 3,725.82 SQ.FT.



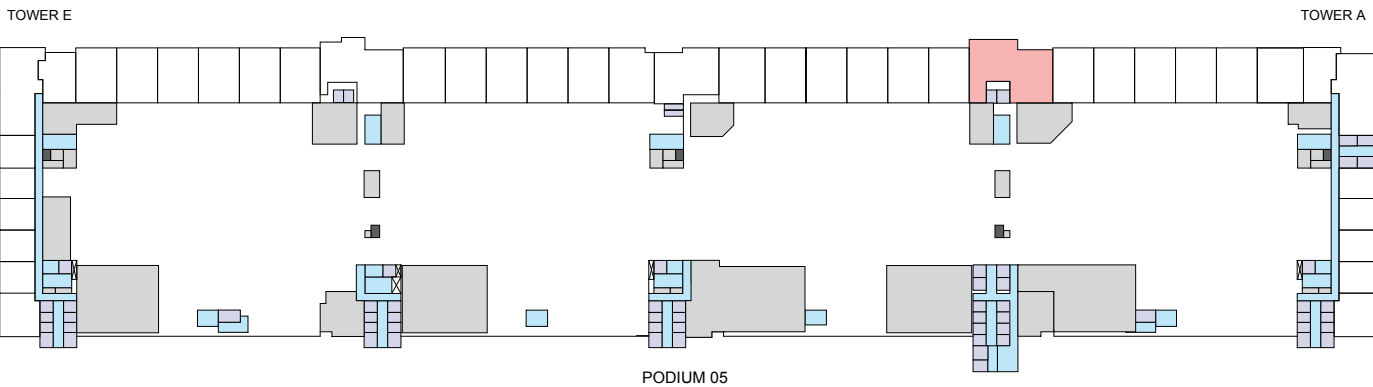
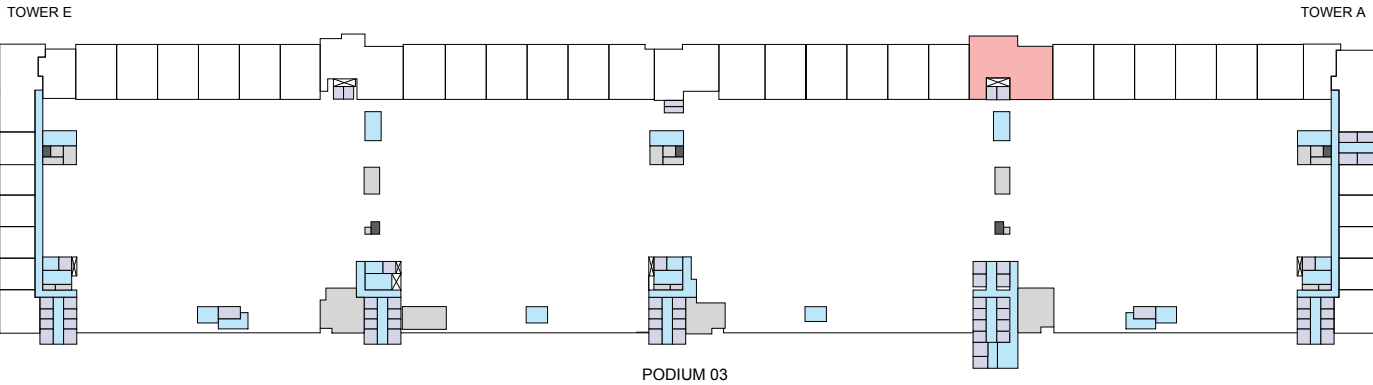
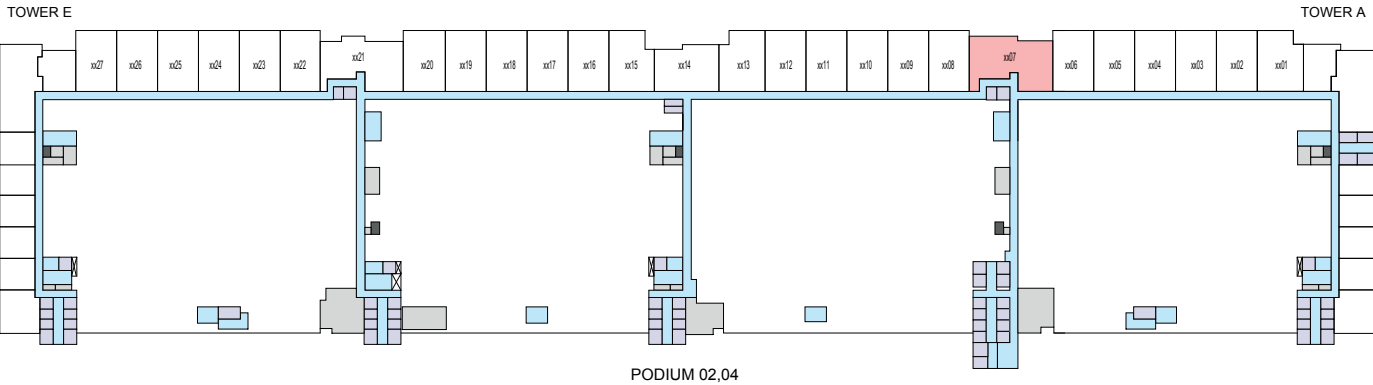
List of unit numbers with this unit plan:

VIEWS
Golf Course, Water body
V214, V414

Disclaimer: 1. All dimensions are in metric, measured to wall finishes. 2. All materials, dimensions & drawings are approximate. 3. Information is subject to change without notice, at developer's absolute discretion. 4. Actual area may vary from the stated area. 5. Drawing are not to scale. 6. All images used are for illustrative purpose only and do not represent the actual size, features, specifications, fittings and furnishings. 7. The developer reserves the right to make revisions/ alterations, at its absolute discretion, without any liability whatsoever.

5 BEDROOM DUPLEX APARTMENT
TYPE B (with study room, maid room and lift + balcony)

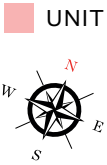
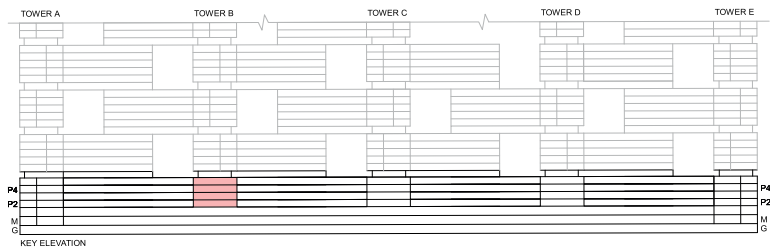
TOTAL SALEABLE AREA
SUITE = 4,534.51 SQ.FT.
BALCONY = 310.22 SQ.FT.
TOTAL = 4,844.73 SQ.FT.



Disclaimer: 1. All dimensions are in metric, measured to wall finishes. 2. All materials, dimensions & drawings are approximate. 3. Information is subject to change without notice, at developer's absolute discretion. 4. Actual area may vary from the stated area. 5. Drawing are not to scale. 6. All images used are for illustrative purpose only and do not represent the actual size, features, specifications, fittings and furnishings. 7. The developer reserves the right to make revisions/ alterations, at its absolute discretion, without any liability whatsoever.

5 BEDROOM DUPLEX APARTMENT
TYPE B (with study room, maid room and lift + balcony)

TOTAL SALEABLE AREA
SUITE = 4,534.51 SQ.FT.
BALCONY = 310.22 SQ.FT.
TOTAL = 4,844.73 SQ.FT.



List of unit numbers with this unit plan:

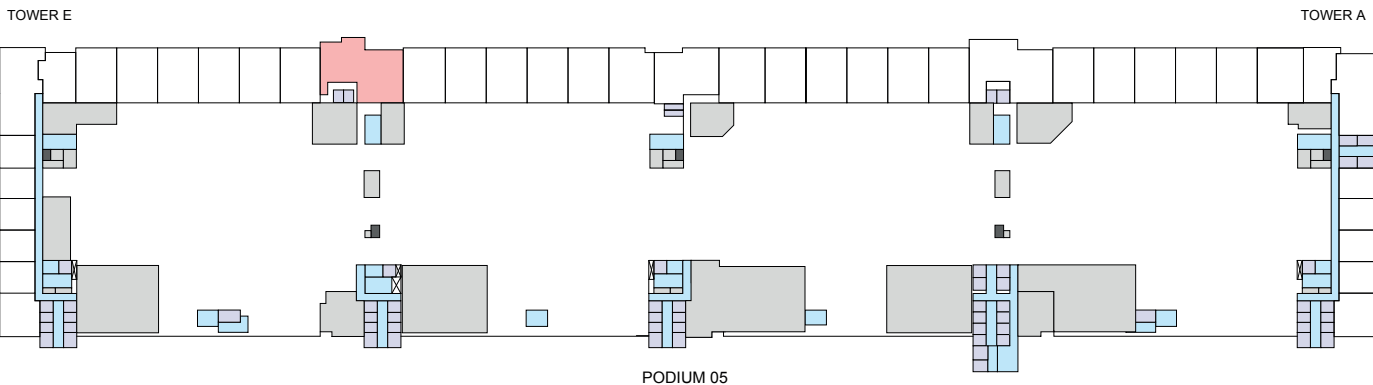
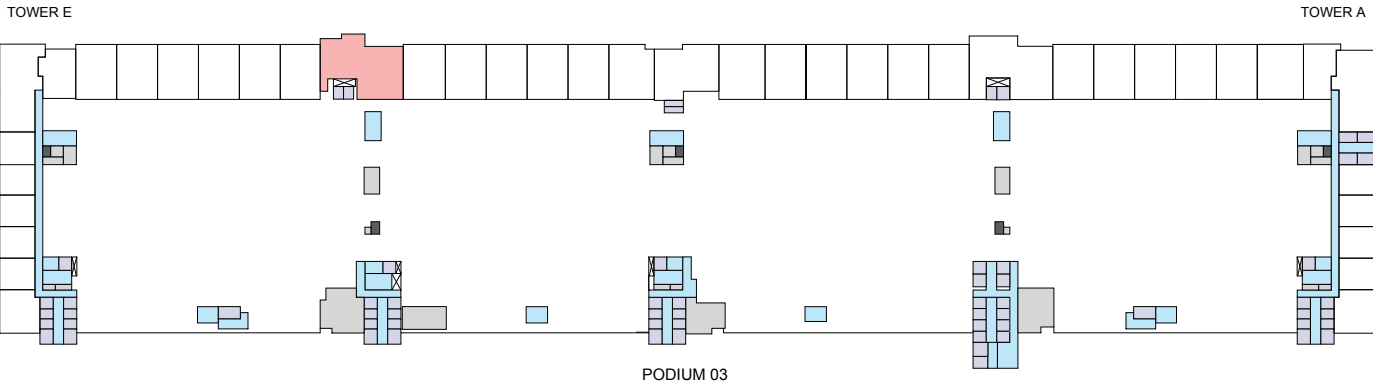
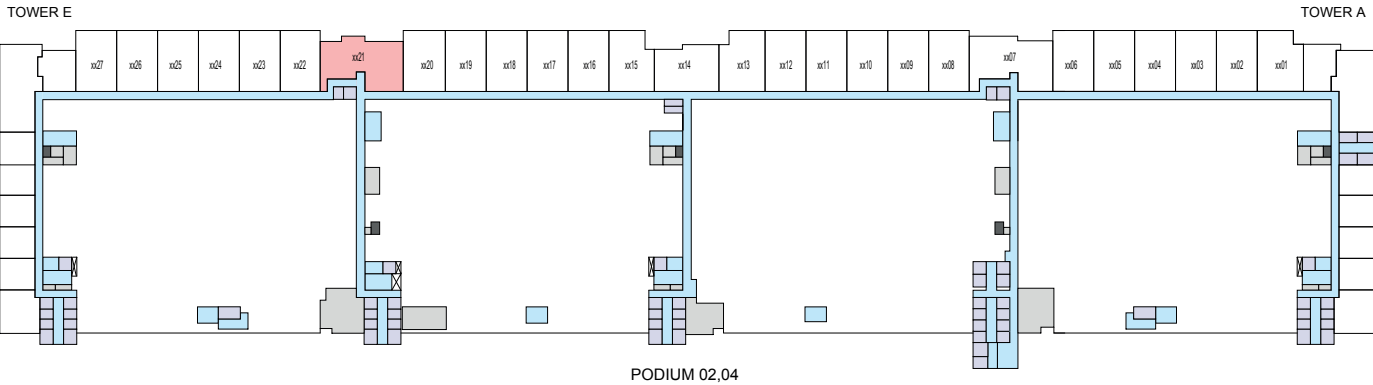
VIEWS

Golf Course
V207, V407

Disclaimer: 1. All dimensions are in metric, measured to wall finishes. 2. All materials, dimensions & drawings are approximate. 3. Information is subject to change without notice, at developer's absolute discretion. 4. Actual area may vary from the stated area. 5. Drawing are not to scale. 6. All images used are for illustrative purpose only and do not represent the actual size, features, specifications, fittings and furnishings. 7. The developer reserves the right to make revisions/ alterations, at its absolute discretion, without any liability whatsoever.

5 BEDROOM DUPLEX APARTMENT
TYPE C (with study room, maid room and lift + balcony)

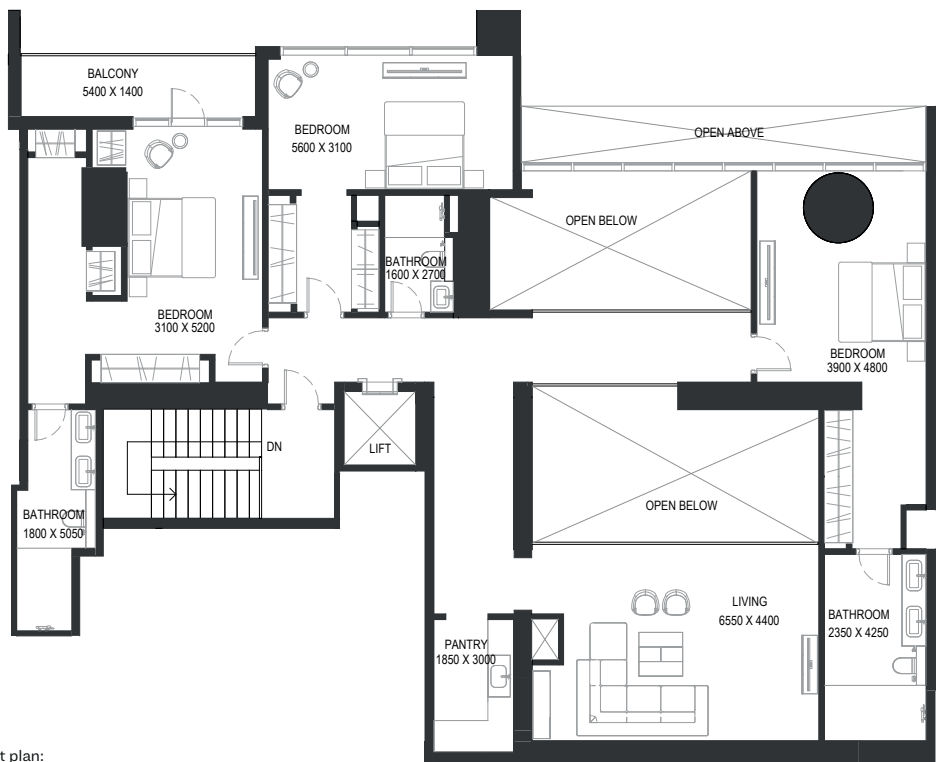
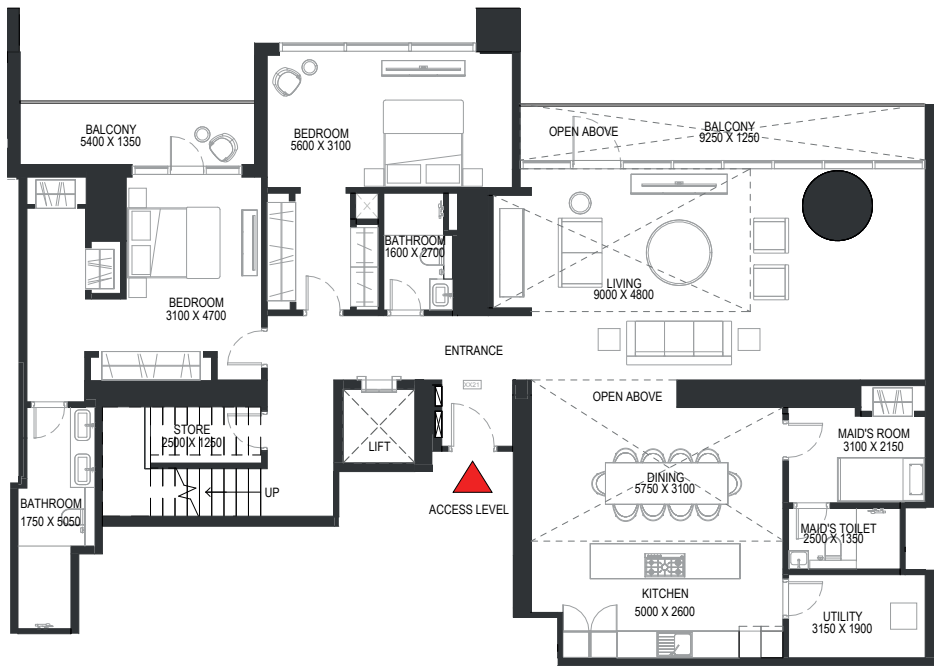
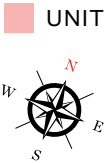
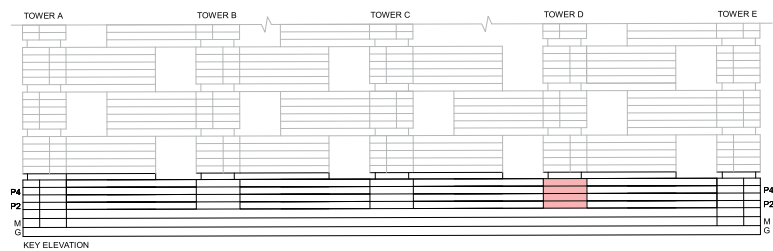
TOTAL SALEABLE AREA
SUITE = 4,515.68 SQ.FT.
BALCONY = 315.38 SQ.FT.
TOTAL = 4,831.06 SQ.FT.



Disclaimer: 1. All dimensions are in metric, measured to wall finishes. 2. All materials, dimensions & drawings are approximate. 3. Information is subject to change without notice, at developer's absolute discretion. 4. Actual area may vary from the stated area. 5. Drawing are not to scale. 6. All images used are for illustrative purpose only and do not represent the actual size, features, specifications, fittings and furnishings. 7. The developer reserves the right to make revisions/ alterations, at its absolute discretion, without any liability whatsoever.

5 BEDROOM DUPLEX APARTMENT
TYPE C (with study room, maid room and lift + balcony)

TOTAL SALEABLE AREA
SUITE = 4,515.68 SQ.FT.
BALCONY = 315.38 SQ.FT.
TOTAL = 4,831.06 SQ.FT.



List of unit numbers with this unit plan:

VIEWS

Golf Course, Water body
V221, V421

UPPER LEVEL

LINK

UNIT PLAN LAYOUTS



SOBHA ONE

TYPE A (with powder room + yard)

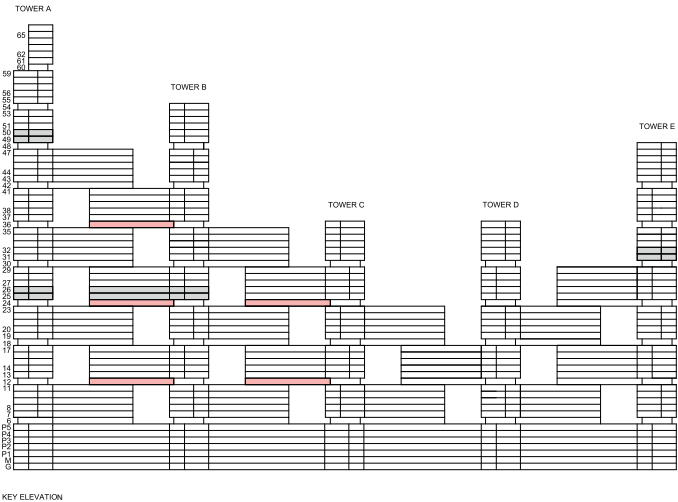
TOTAL = 928.60 SQ.FT.



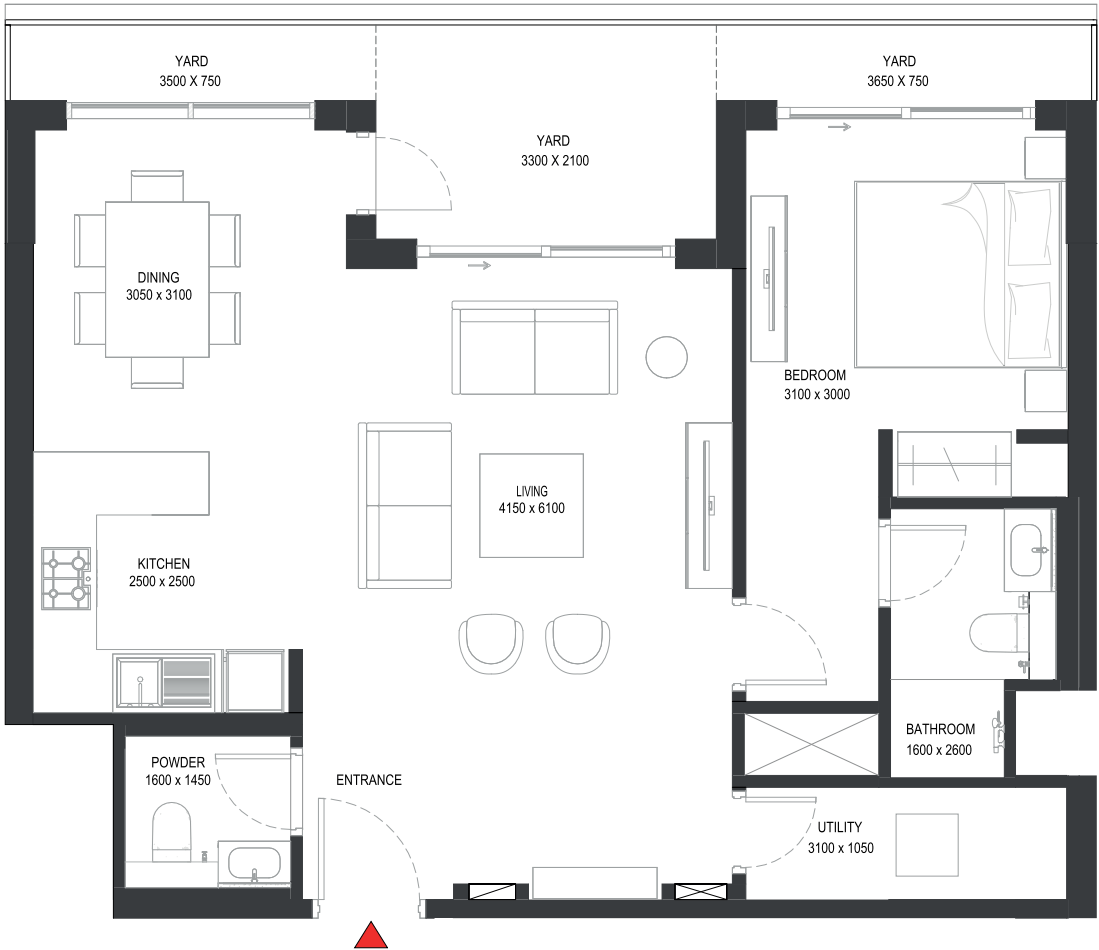
Disclaimer: 1. All dimensions are in metric, measured to wall finishes. 2. All materials, dimensions & drawings are approximate. 3. Information is subject to change without notice, at developer's absolute discretion. 4. Actual area may vary from the stated area. 5. Drawing are not to scale. 6. All images used are for illustrative purpose only and do not represent the actual size, features, specifications, fittings and furnishings. 7. The developer reserves the right to make revisions/ alterations, at its absolute discretion, without any liability whatsoever.

1 BEDROOM LINK APARTMENT
TYPE A (with powder room + yard)

TOTAL SALEABLE AREA
SUITE = 780.49 SQ.FT.
YARD = 148.11 SQ.FT.
TOTAL = 928.60 SQ.FT.



KEY ELEVATION



List of unit numbers with this unit plan:

VIEWS

Ras Al Khor, Golf Course, Creek, Amenities
B1218, B2418, C1213, C2413

Ras Al Khor, Golf Course, Creek
B3618

Disclaimer: 1. All dimensions are in metric, measured to wall finishes. 2. All materials, dimensions & drawings are approximate. 3. Information is subject to change without notice, at developer's absolute discretion. 4. Actual area may vary from the stated area. 5. Drawing are not to scale. 6. All images used are for illustrative purpose only and do not represent the actual size, features, specifications, fittings and furnishings. 7. The developer reserves the right to make revisions/ alterations, at its absolute discretion, without any liability whatsoever.

1 BEDROOM LINK APARTMENT
TYPE A (with powder room + yard) VARIANT 1

TOTAL SALEABLE AREA
SUITE = 780.49 SQ.FT.
YARD = 148.11 SQ.FT.
TOTAL = 928.60 SQ.FT.



Disclaimer: 1. All dimensions are in metric, measured to wall finishes. 2. All materials, dimensions & drawings are approximate. 3. Information is subject to change without notice, at developer's absolute discretion. 4. Actual area may vary from the stated area. 5. Drawing are not to scale. 6. All images used are for illustrative purpose only and do not represent the actual size, features, specifications, fittings and furnishings. 7. The developer reserves the right to make revisions/ alterations, at its absolute discretion, without any liability whatsoever.

1 BEDROOM LINK APARTMENT

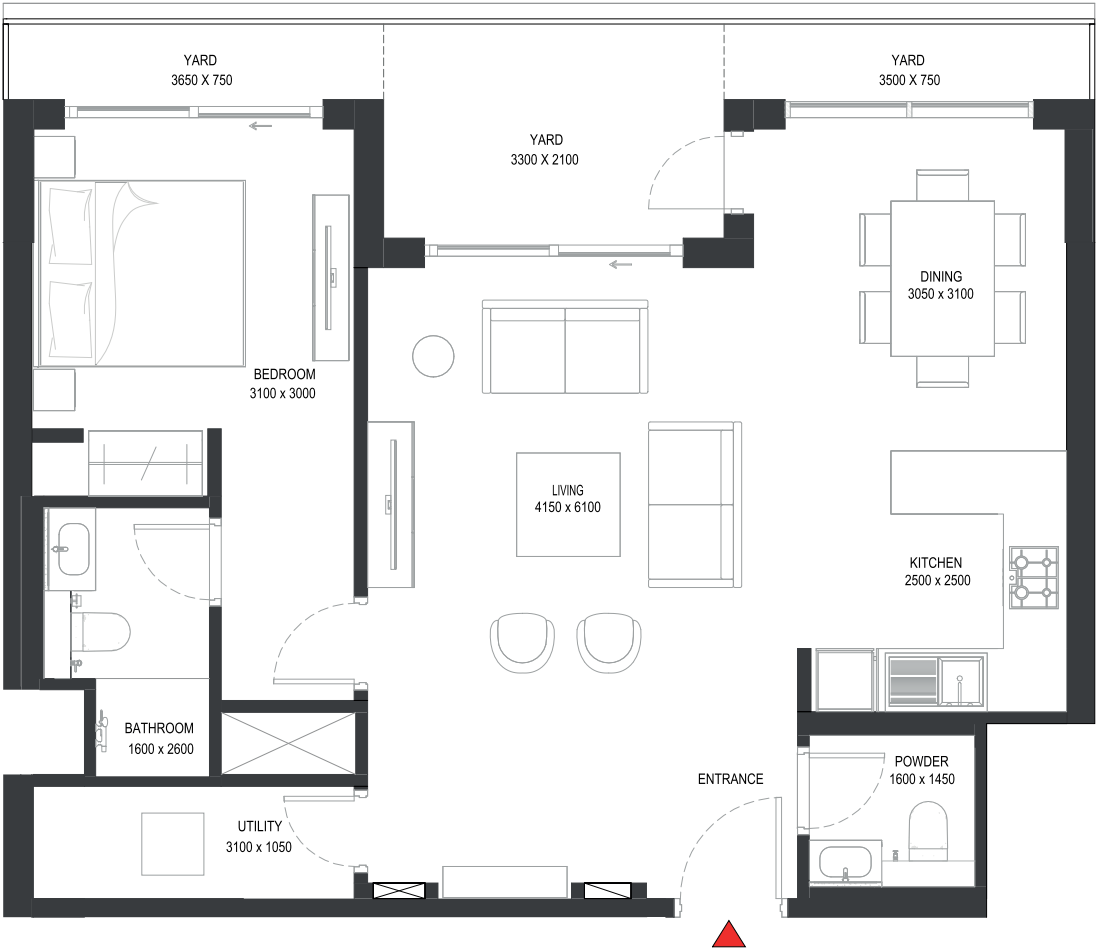
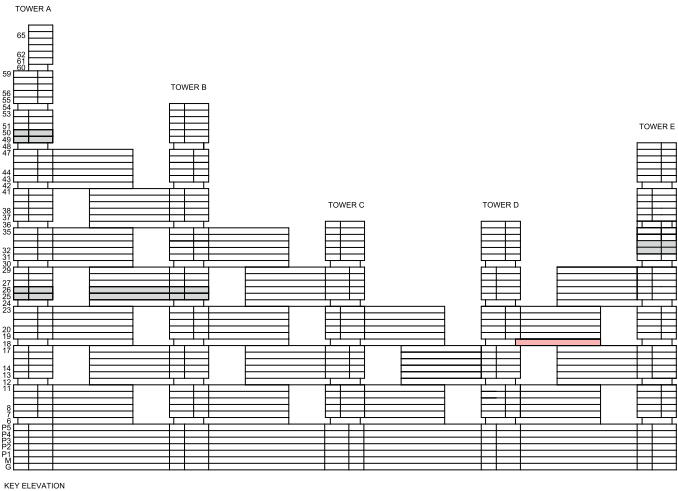
TYPE A (with powder room + yard) VARIANT 1

TOTAL SALEABLE AREA

SUITE = 780.49 SQ.FT.

YARD = 148.11 SQ.FT.

TOTAL = 928.60 SQ.FT.



List of unit numbers with this unit plan:

VIEWS

Ras Al Khor, Golf Course, Creek, Amenities
D1818

Disclaimer: 1. All dimensions are in metric, measured to wall finishes. 2. All materials, dimensions & drawings are approximate. 3. Information is subject to change without notice, at developer's absolute discretion. 4. Actual area may vary from the stated area. 5. Drawing are not to scale. 6. All images used are for illustrative purpose only and do not represent the actual size, features, specifications, fittings and furnishings. 7. The developer reserves the right to make revisions/ alterations, at its absolute discretion, without any liability whatsoever.

1.5 BEDROOM LINK APARTMENT

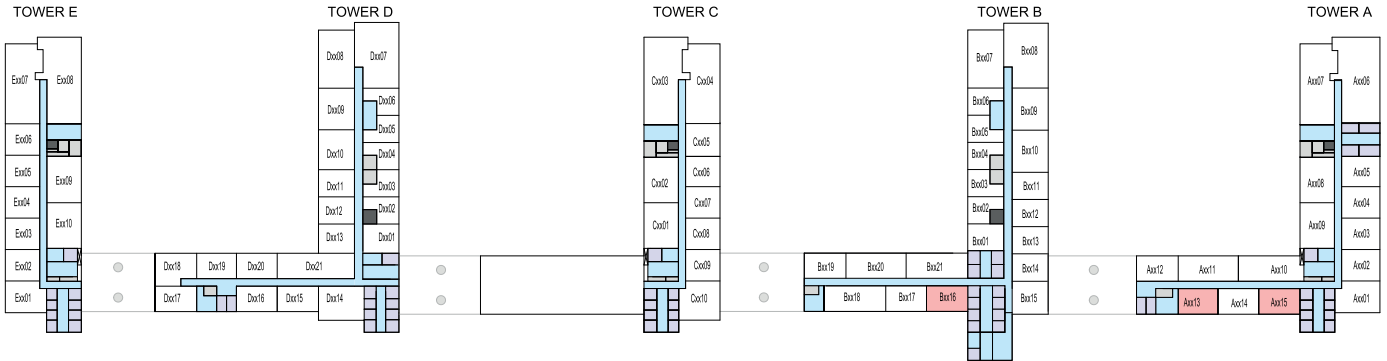
TYPE A (with powder and store room + balcony)

TOTAL SALEABLE AREA

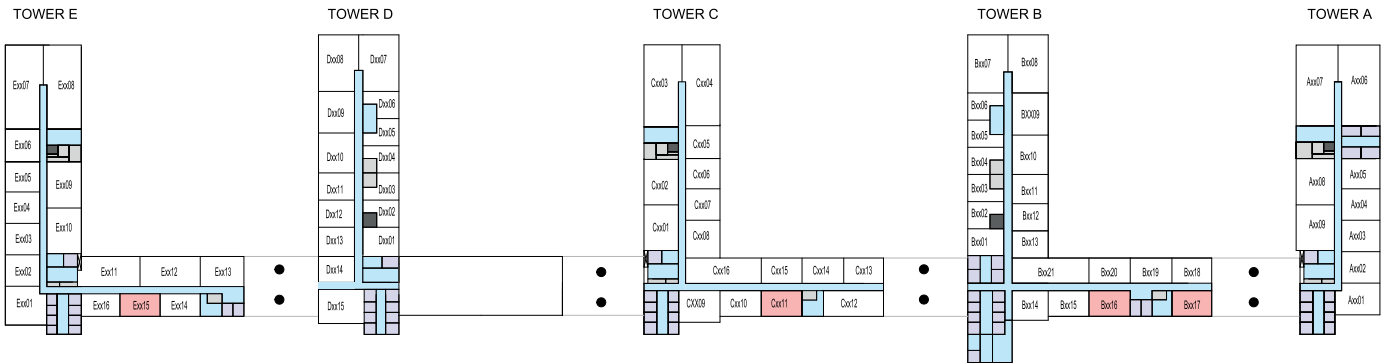
SUITE = 666.39 SQ.FT. - 674.90 SQ.FT.

BALCONY = 58.99 SQ.FT. - 61.14 SQ.FT.

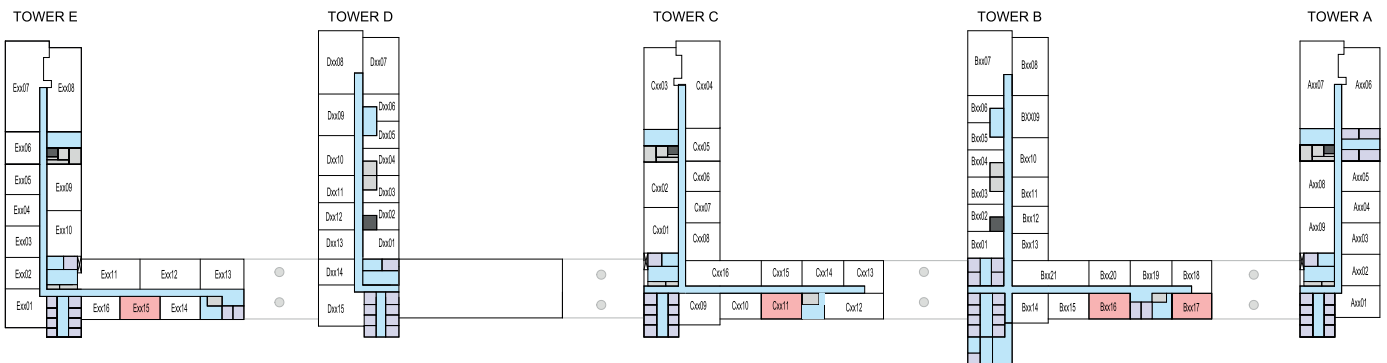
TOTAL = 725.38 SQ.FT. - 736.04 SQ.FT.



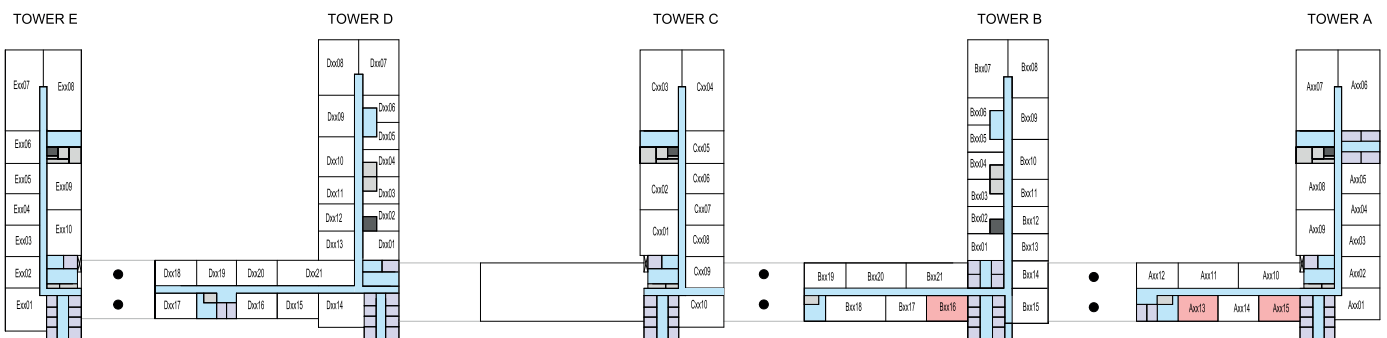
LEVEL 7-11,19-23



LEVEL 12



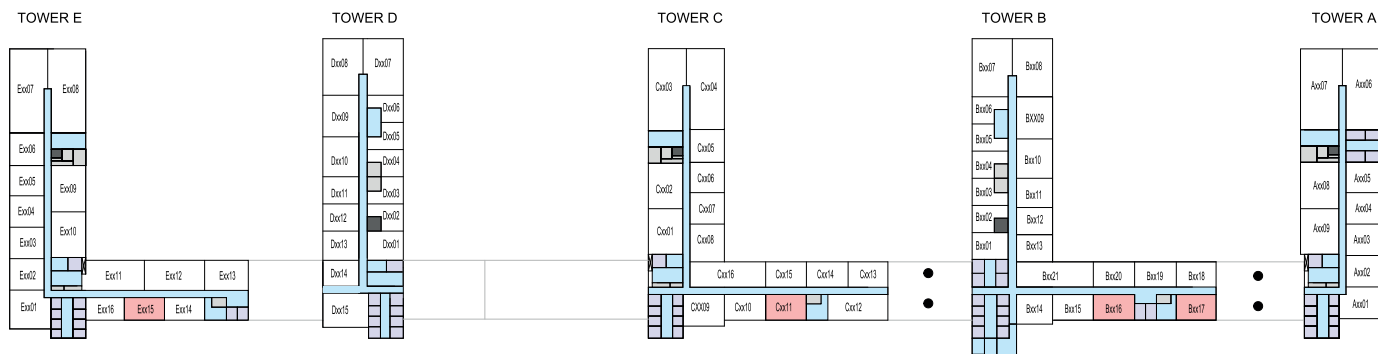
LEVEL 13-17



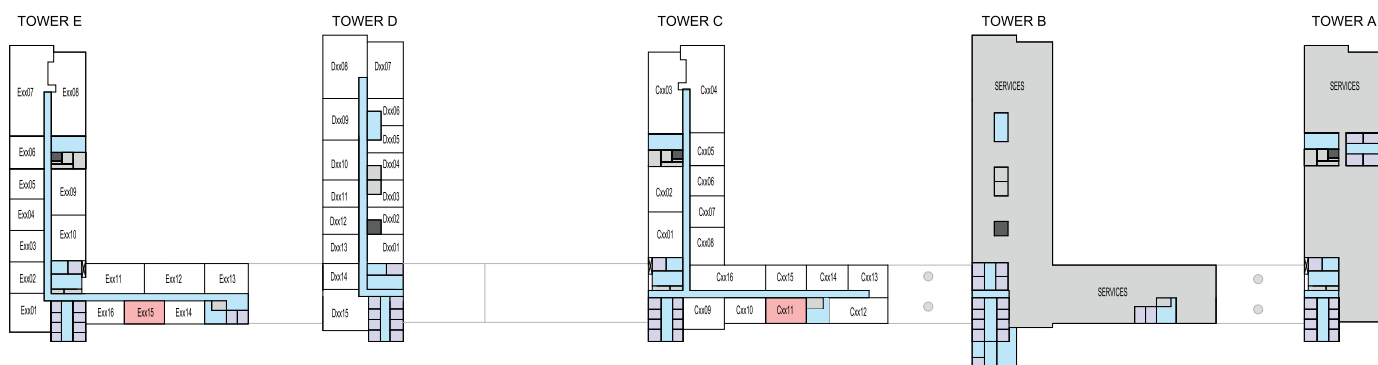
LEVEL 18

TYPE A (with powder and store room + balcony)

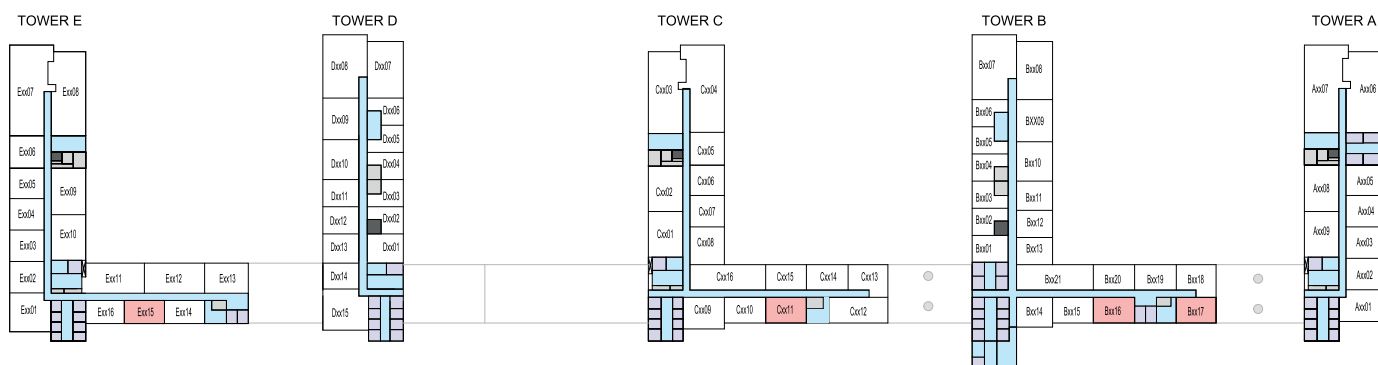
SUITE = 666.39 SQ.FT. - 674.90 SQ.FT.
BALCONY = 58.99 SQ.FT. - 61.14 SQ.FT.
TOTAL = 725.38 SQ.FT. - 736.04 SQ.FT.



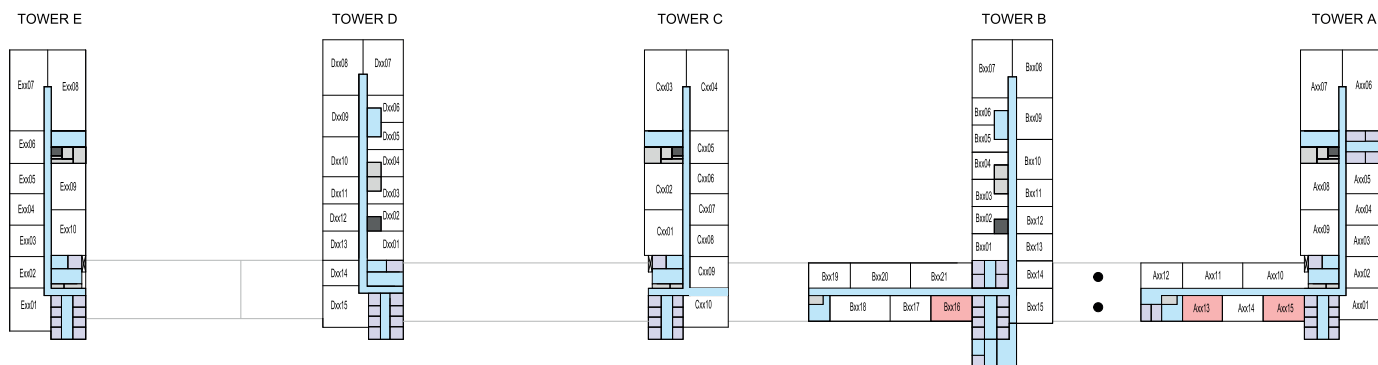
LEVEL 24



LEVEL 25,26



LEVEL 27-29



LEVEL 30

Disclaimer: 1. All dimensions are in metric, measured to wall finishes. 2. All materials, dimensions & drawings are approximate. 3. Information is subject to change without notice, at developer's absolute discretion. 4. Actual area may vary from the stated area. 5. Drawing are not to scale. 6. All images used are for illustrative purpose only and do not represent the actual size, features, specifications, fittings and furnishings. 7. The developer reserves the right to make revisions/ alterations, at its absolute discretion, without any liability whatsoever.

1.5 BEDROOM LINK APARTMENT

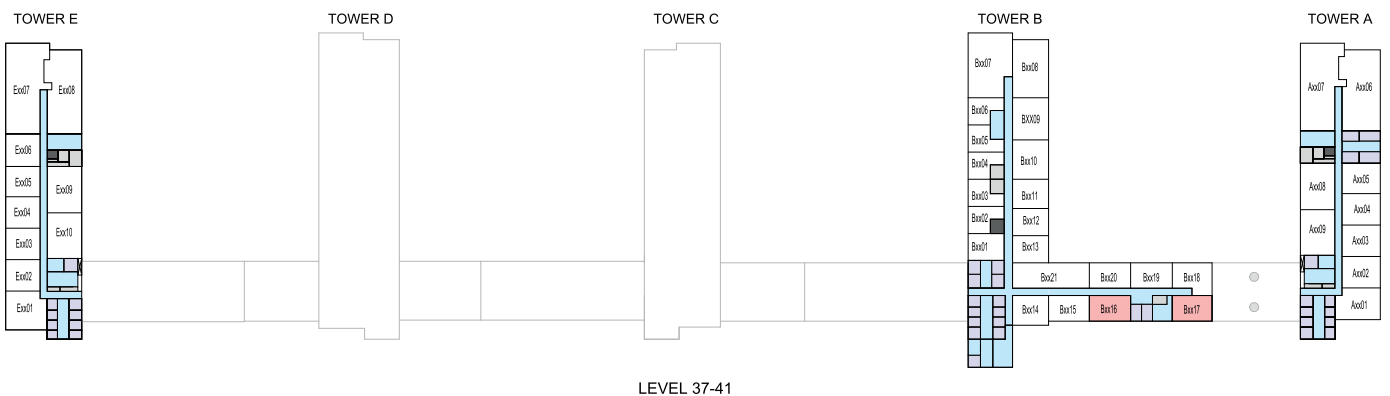
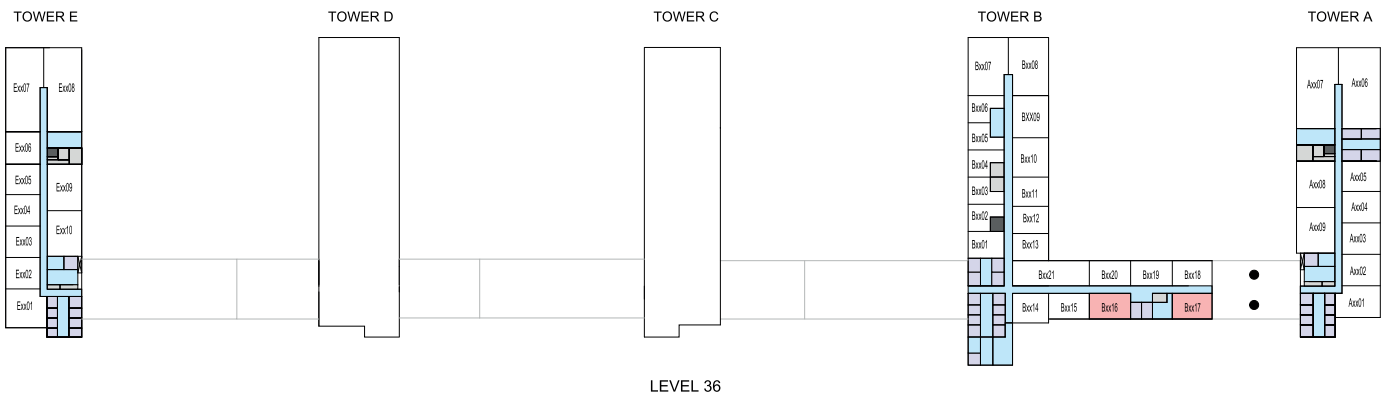
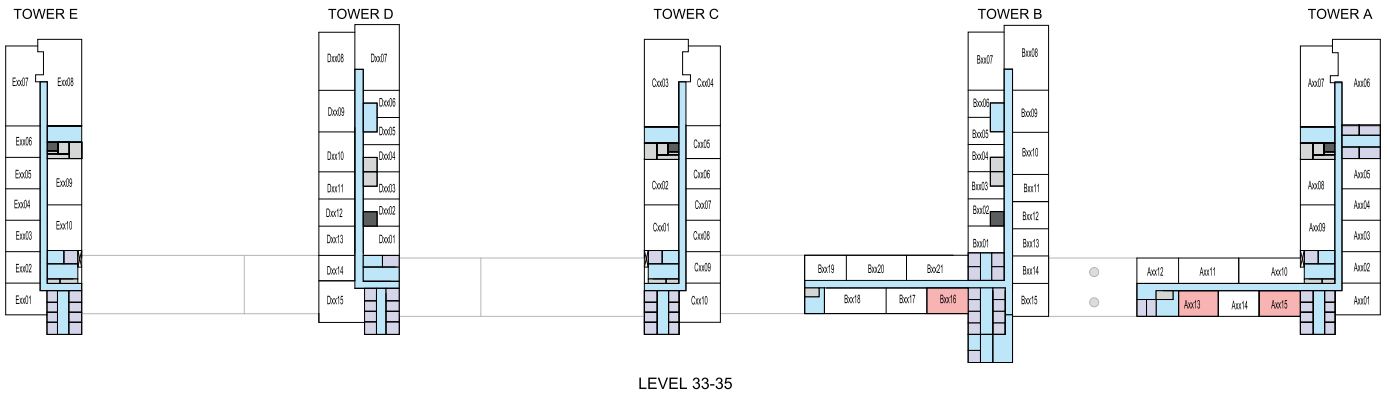
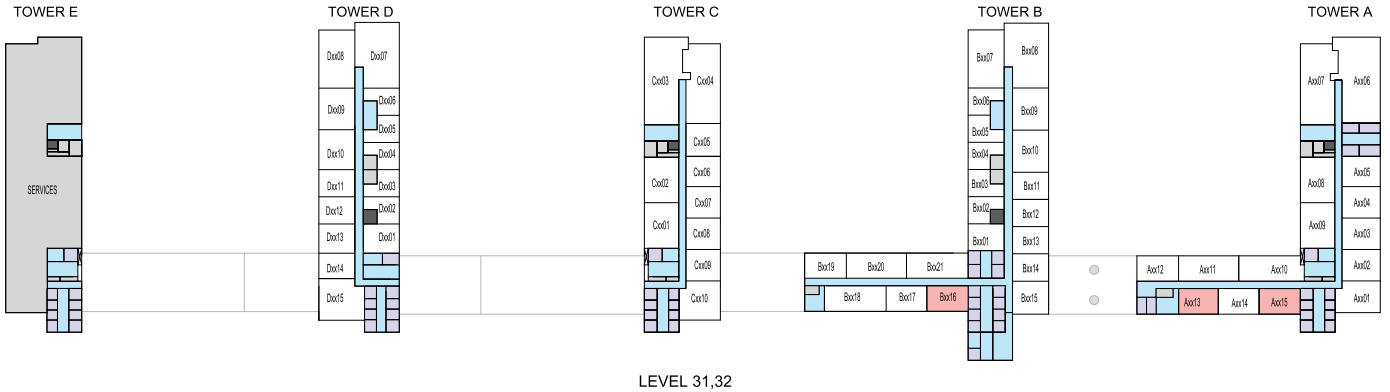
TYPE A (with powder and store room + balcony)

TOTAL SALEABLE AREA

SUITE = 666.39 SQ.FT. - 674.90 SQ.FT.

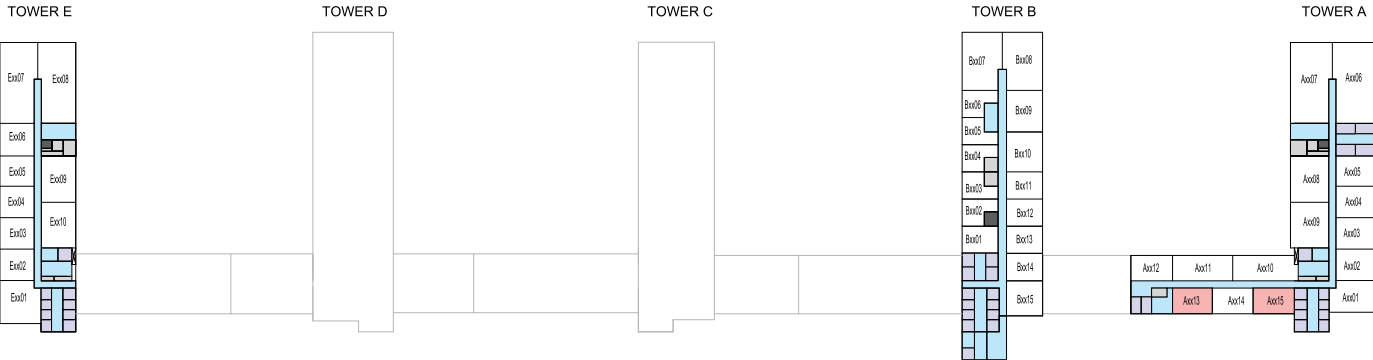
BALCONY = 58.99 SQ.FT. - 61.14 SQ.FT.

TOTAL = 725.38 SQ.FT. - 736.04 SQ.FT.

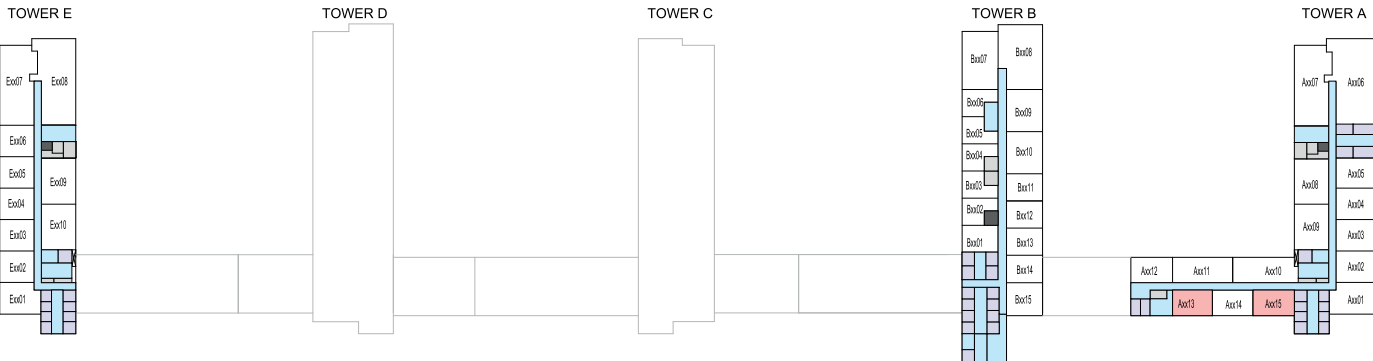


1.5 BEDROOM LINK APARTMENT
TYPE A (with powder and store room + balcony)

TOTAL SALEABLE AREA
SUITE = 666.39 SQ.FT. - 674.90 SQ.FT.
BALCONY = 58.99 SQ.FT. - 61.14 SQ.FT.
TOTAL = 725.38 SQ.FT. - 736.04 SQ.FT.



LEVEL 42

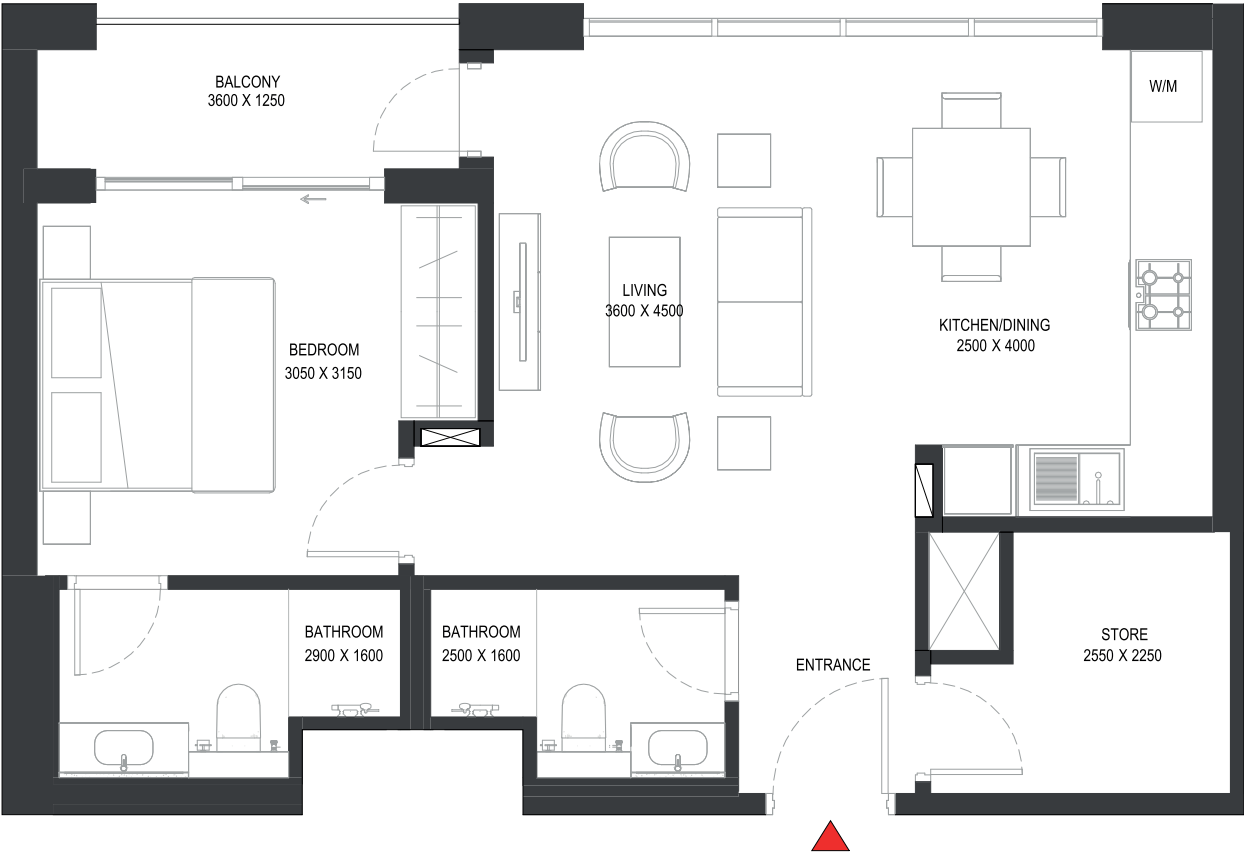
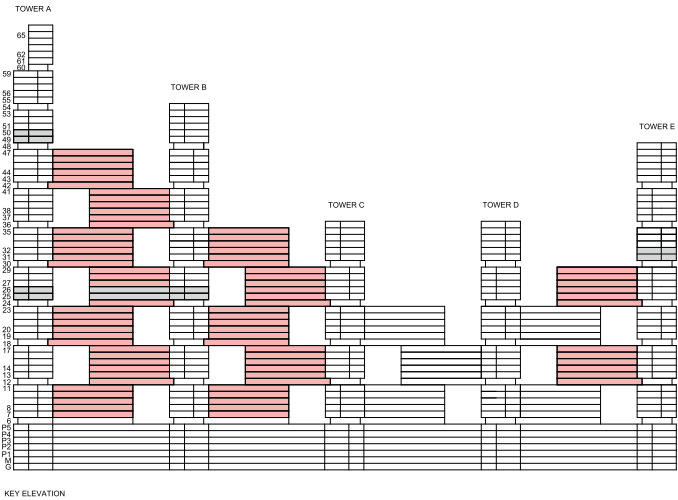


LEVEL 43-47

Disclaimer: 1. All dimensions are in metric, measured to wall finishes. 2. All materials, dimensions & drawings are approximate. 3. Information is subject to change without notice, at developer's absolute discretion. 4. Actual area may vary from the stated area. 5. Drawing are not to scale. 6. All images used are for illustrative purpose only and do not represent the actual size, features, specifications, fittings and furnishings. 7. The developer reserves the right to make revisions/ alterations, at its absolute discretion, without any liability whatsoever.

1.5 BEDROOM LINK APARTMENT
TYPE A (with powder and store room + balcony)

TOTAL SALEABLE AREA
SUITE = 666.39 SQ.FT. - 674.90 SQ.FT.
BALCONY = 58.99 SQ.FT. - 61.14 SQ.FT.
TOTAL = 725.38 SQ.FT. - 736.04 SQ.FT.



List of unit numbers with this unit plan:

IEWS

City View

A713, A715, A813, A815, A913, A915, A1013, A1015, A1113, A1115, A1813, A1815, A1913, A1915, A2013, A2015, A2113, A2115, A2213, A2215, A2313, A2315, A3013, A3015, A3113, A3115, A3213, A3215, A3313, A3315, A3413, A3415, A3513, A3515, A4213, A4215, A4313, A4315, A4413, A4415, A4513, A4515, A4613, A4615, A4713, A4715, B716, B816, B916, B1016, B1116, B1216, B1217, B1316, B1317, B1416, B1417, B1516, B1517, B1616, B1617, B1716, B1717, B1816, B1916, B2016, B2116, B2216, B2316, B2416, B2417, B2716, B2717, B2816, B2817, B2916, B2917, B3016, B3116, B3216, B3316, B3416, B3516, B3616, B3617, B3716, B3717, B3816, B3817, B3916, B3917, B4016, B4017, B4116, B4117, C1211, C1311, C1411, C1511, C1611, C1711, C2411, C2511, C2611, C2711, C2811, C2911, E1215, E1315, E1415, E1515, E1615, E1715, E2415, E2515, E2615, E2715, E2815, E2915

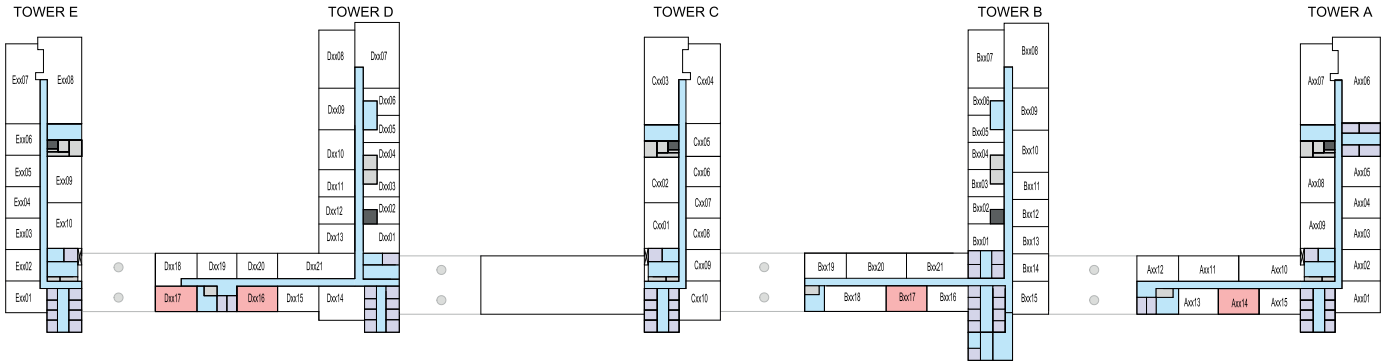
Disclaimer: 1. All dimensions are in metric, measured to wall finishes. 2. All materials, dimensions & drawings are approximate. 3. Information is subject to change without notice, at developer's absolute discretion. 4. Actual area may vary from the stated area. 5. Drawing are not to scale. 6. All images used are for illustrative purpose only and do not represent the actual size, features, specifications, fittings and furnishings. 7. The developer reserves the right to make revisions/ alterations, at its absolute discretion, without any liability whatsoever.

1.5 BEDROOM LINK APARTMENT

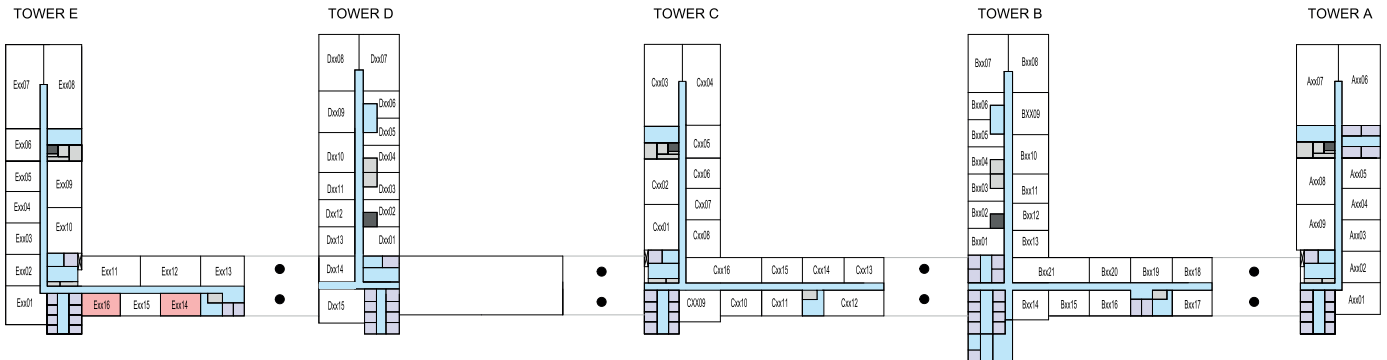
TYPE A (with powder room and store room + balcony) VARIANT 1

TOTAL SALEABLE AREA

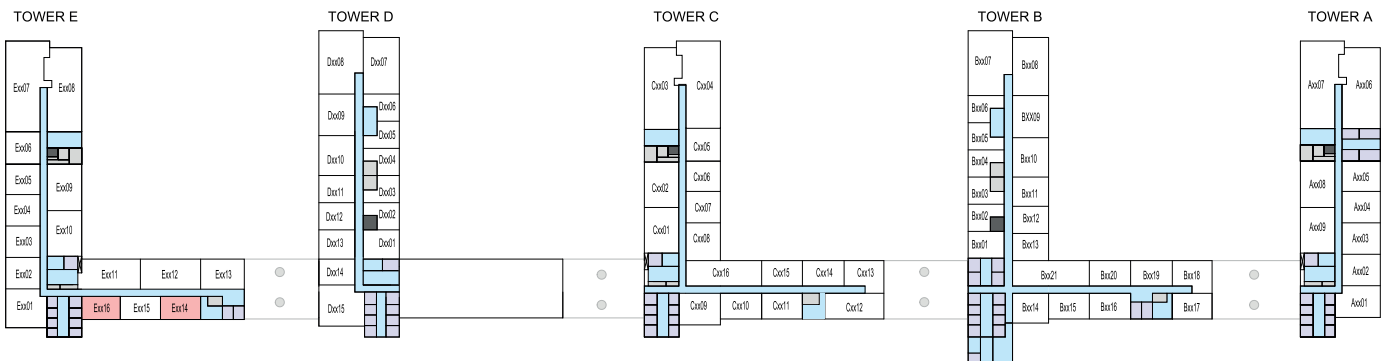
SUITE = 666.39 SQ.FT. - 669.19 SQ.FT.
BALCONY = 58.99 SQ.FT. - 59.74 SQ.FT.
TOTAL = 725.38 SQ.FT. - 728.93 SQ.FT.



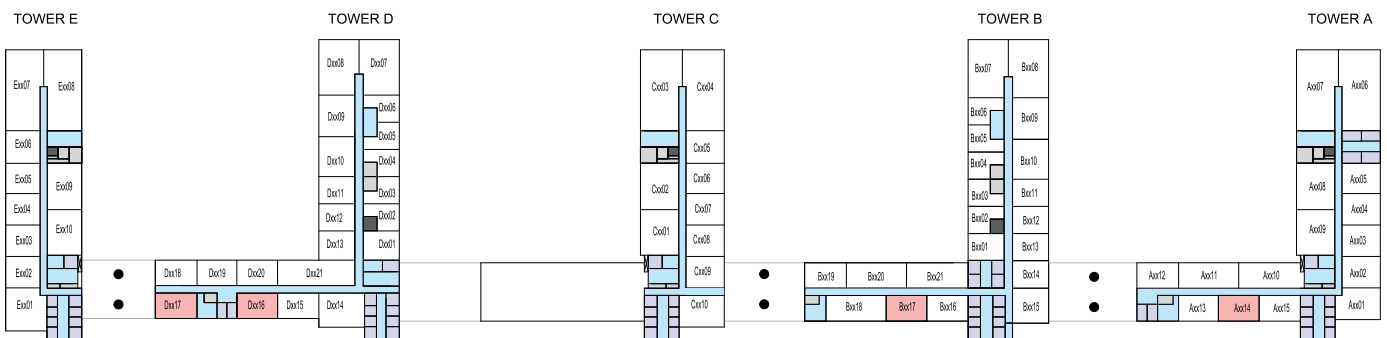
LEVEL 7-11,19-23



LEVEL 12



LEVEL 13-17



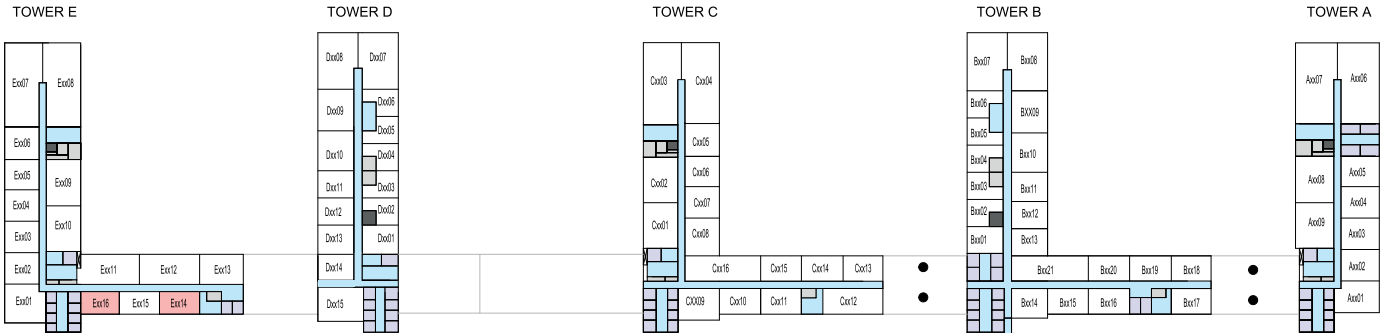
LEVEL 18

1.5 BEDROOM LINK APARTMENT

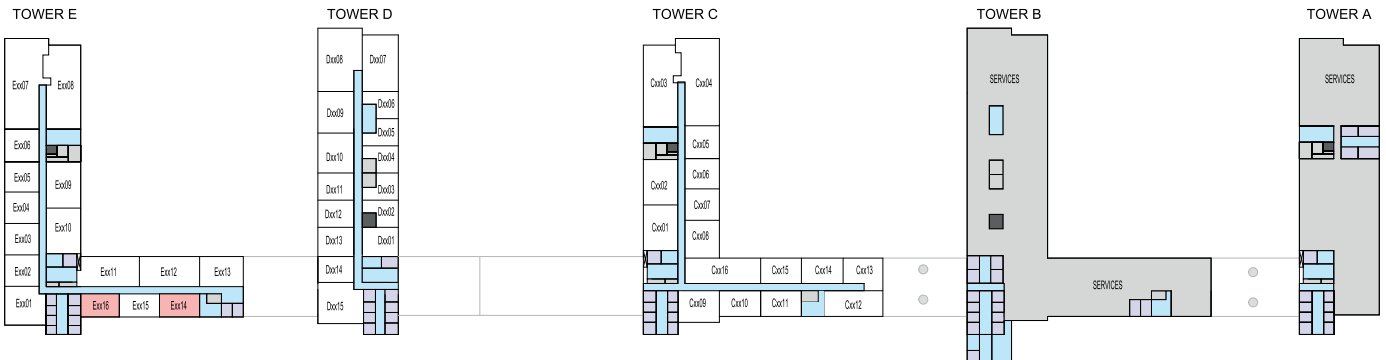
TYPE A (with powder room and store room + balcony) VARIANT 1

TOTAL SALEABLE AREA

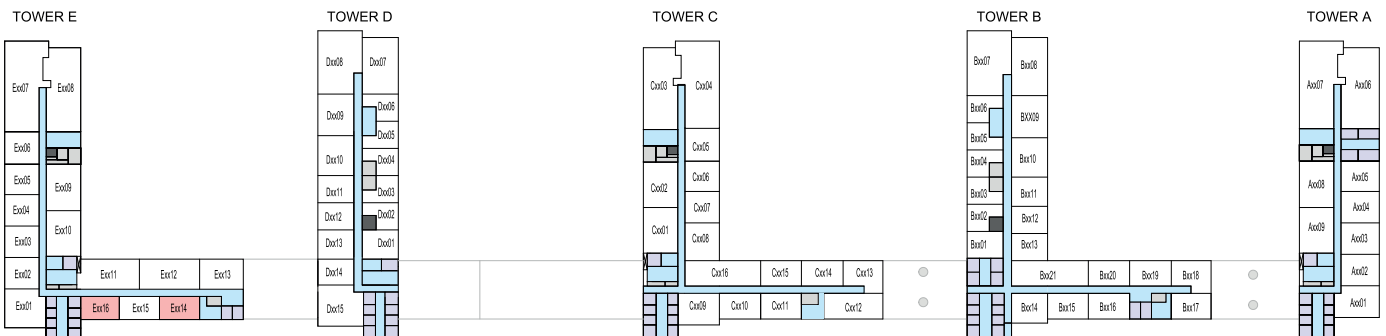
SUITE = 666.39 SQ.FT. - 669.19 SQ.FT.
BALCONY = 58.99 SQ.FT. - 59.74 SQ.FT.
TOTAL = 725.38 SQ.FT. - 728.93 SQ.FT.



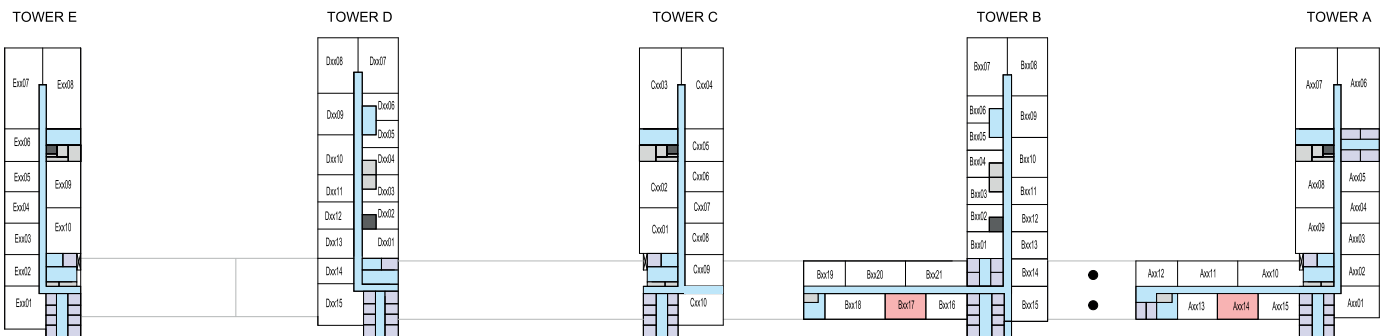
LEVEL 24



LEVEL 25,26



LEVEL 27-29



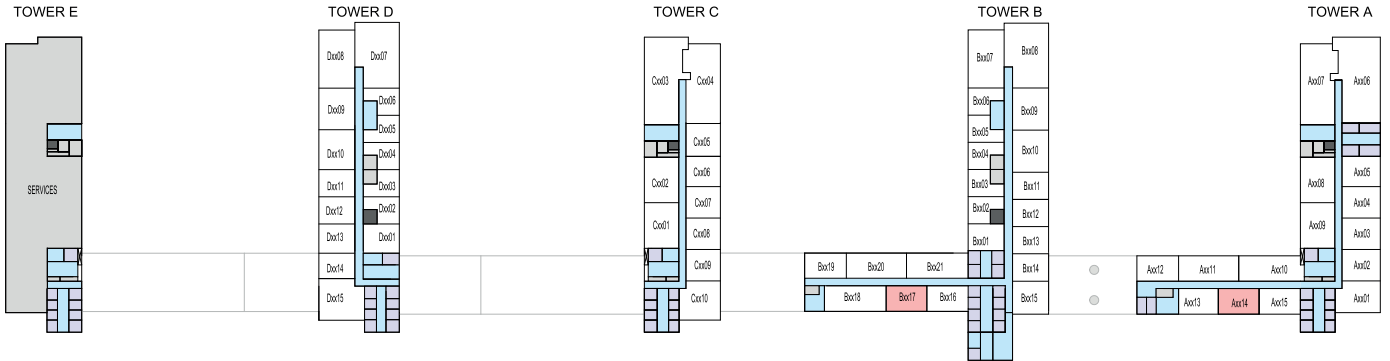
LEVEL 30

1.5 BEDROOM LINK APARTMENT

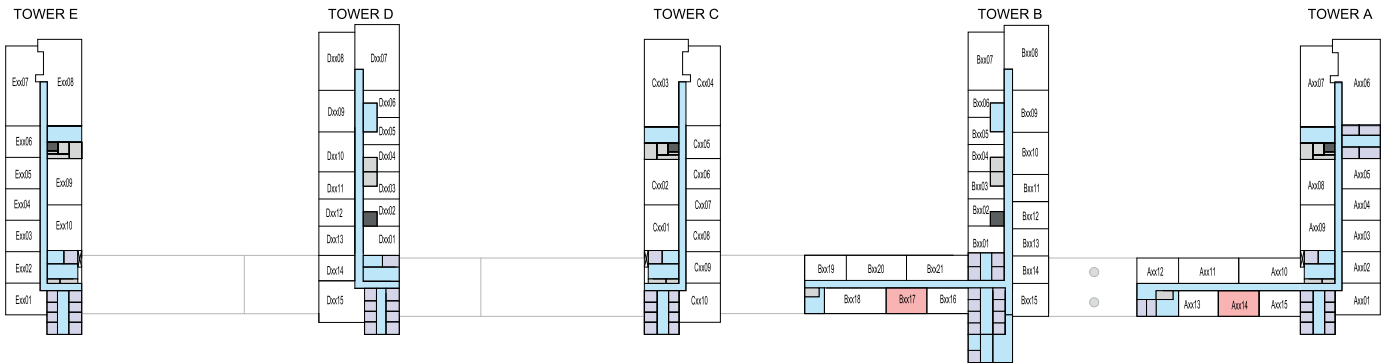
TYPE A (with powder room and store room + balcony) VARIANT 1

TOTAL SALEABLE AREA

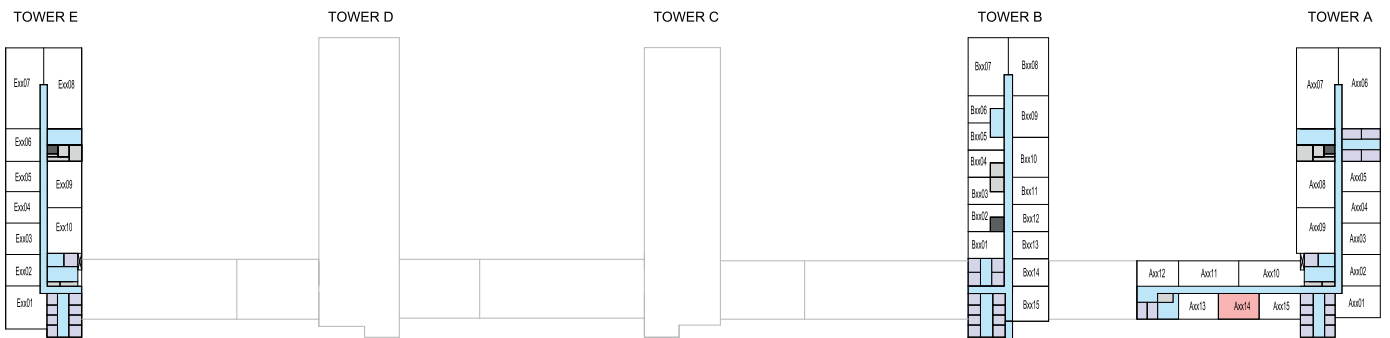
SUITE = 666.39 SQ.FT. - 669.19 SQ.FT.
BALCONY = 58.99 SQ.FT. - 59.74 SQ.FT.
TOTAL = 725.38 SQ.FT. - 728.93 SQ.FT.



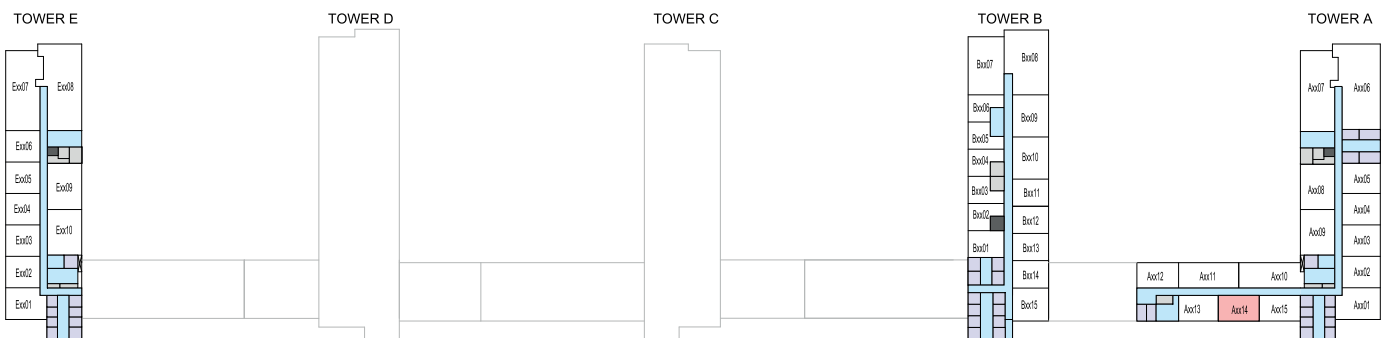
LEVEL 31,32



LEVEL 33-35



LEVEL 42



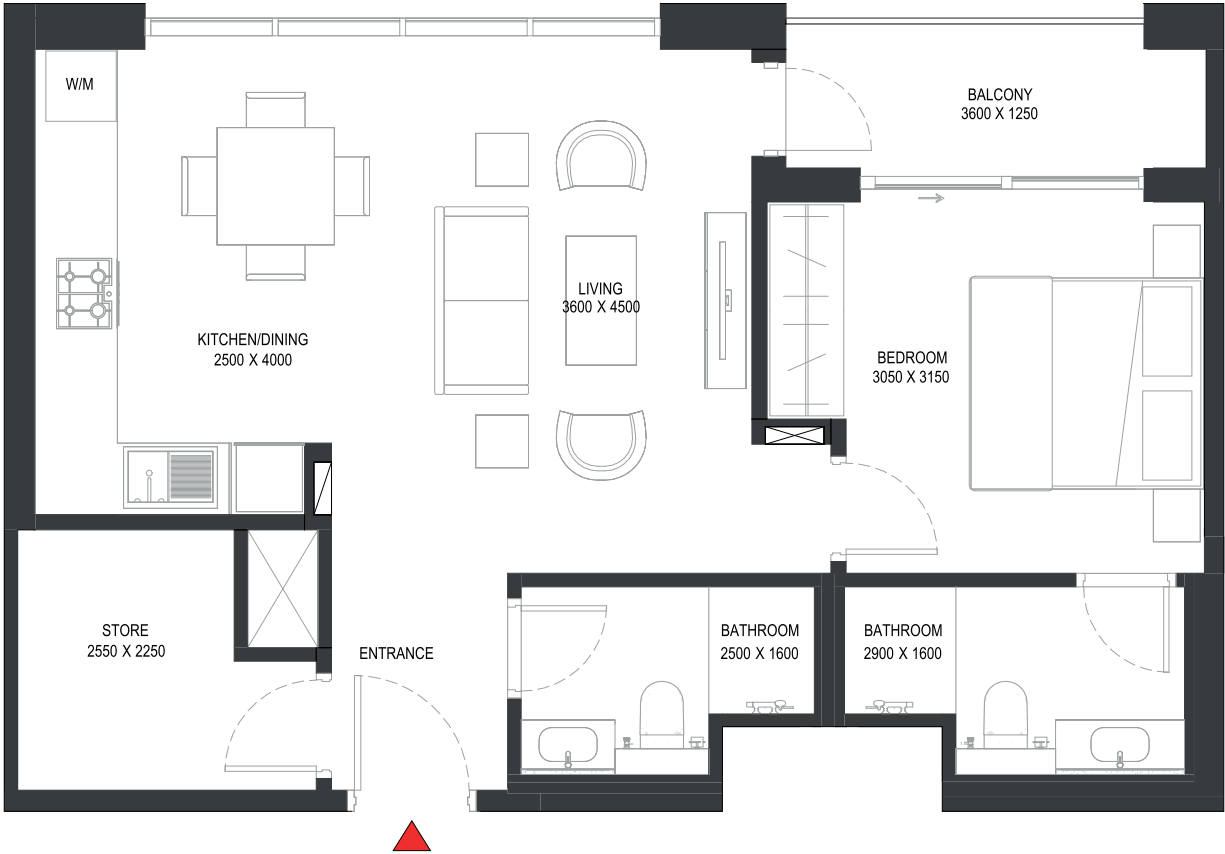
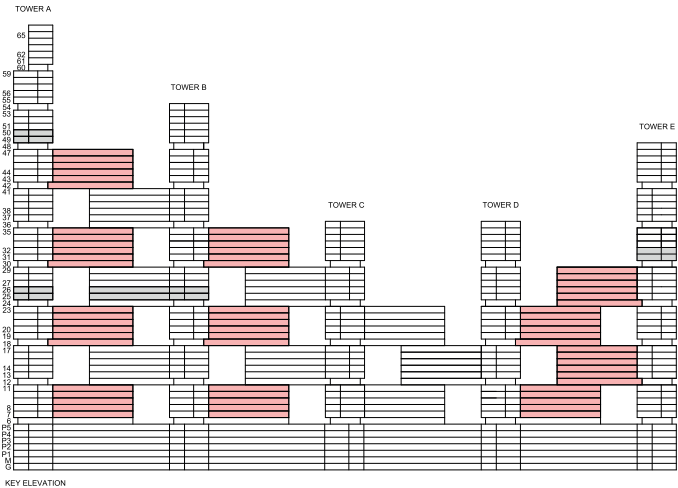
LEVEL 43-47

1.5 BEDROOM LINK APARTMENT

TYPE A (with powder room and store room + balcony) VARIANT 1

TOTAL SALEABLE AREA

SUITE = 666.39 SQ.FT. - 669.19 SQ.FT.
BALCONY = 58.99 SQ.FT. - 59.74 SQ.FT.
TOTAL = 725.38 SQ.FT. - 728.93 SQ.FT.



List of unit numbers with this unit plan:

VIEWS

City View

A714, A814, A914, A1014, A1114, A1814, A1914, A2014, A2114, A2214, A2314, A3014, A3114, A3214, A3314, A3414, A3514, A4214, A4314, A4414, A4514, A4614, A4714, B717, B817, B917, B1017, B1117, B1817, B1917, B2017, B2117, B2217, B2317, B3017, B3117, B3217, B3317, B3417, B3517, D716, D717, D816, D817, D916, D917, D1016, D1017, D1116, D1117, D1816, D1817, D1916, D1917, D2016, D2017, D2116, D2117, D2216, D2217, D2316, D2317, E1214, E1216, E1314, E1316, E1414, E1416, E1514, E1516, E1614, E1616, E1714, E1716, E2414, E2416, E2514, E2516, E2614, E2616, E2714, E2716, E2814, E2816, E2914, E2916

1.5 BEDROOM LINK APARTMENT

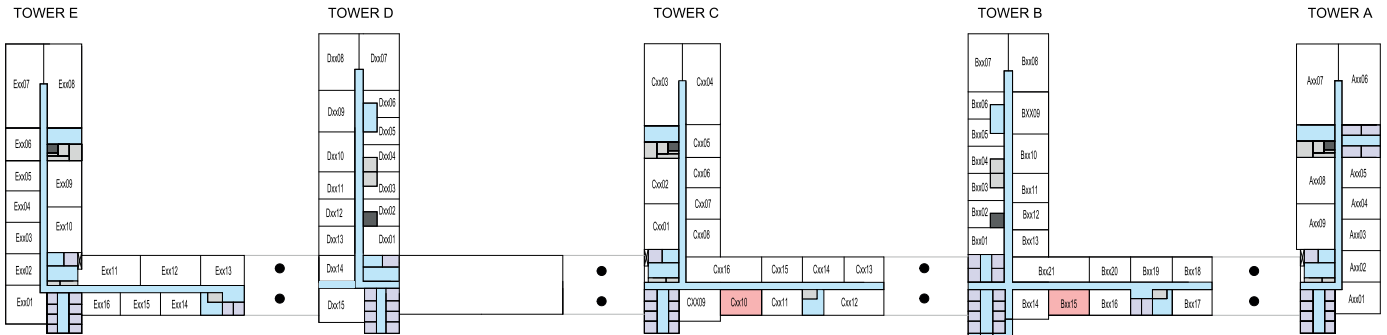
TYPE A (with powder room and store room + balcony) VARIANT 2

TOTAL SALEABLE AREA

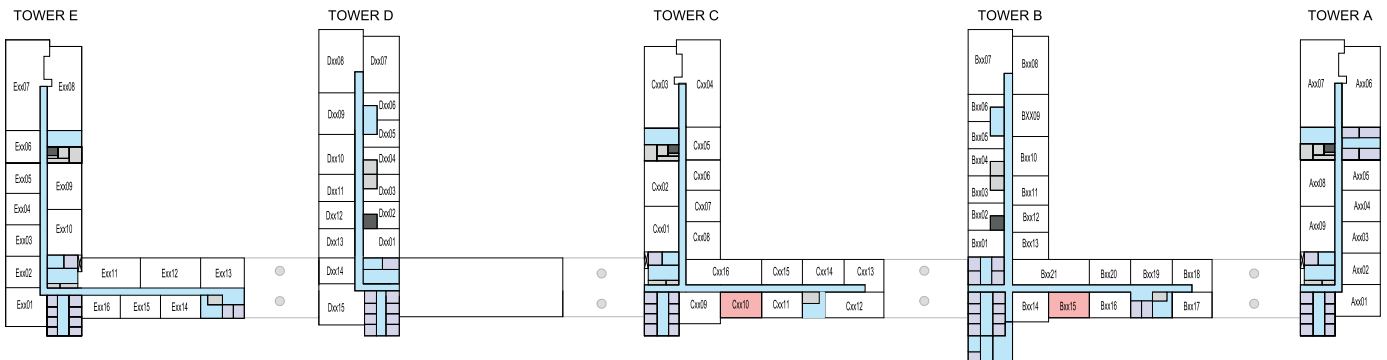
SUITE = 666.39 SQ.FT.

BALCONY = 58.45 SQ.FT.

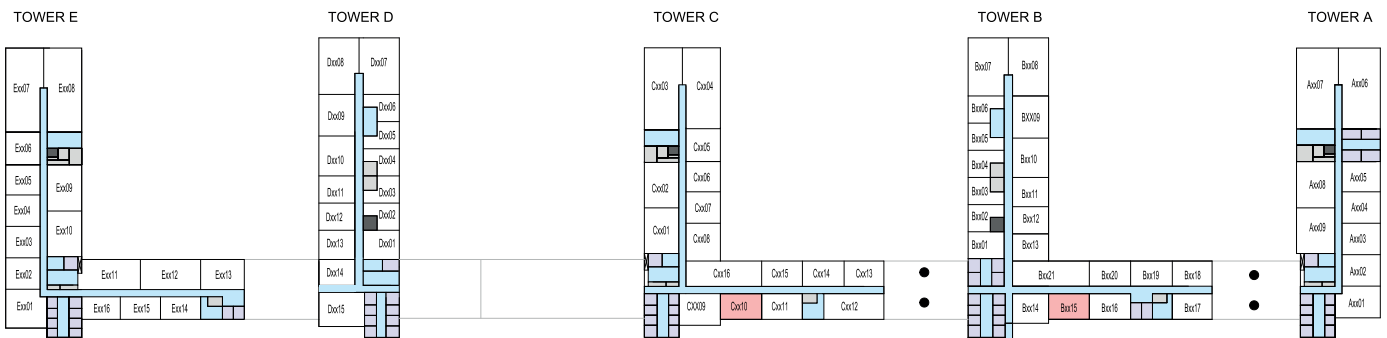
TOTAL = 724.84 SQ.FT.



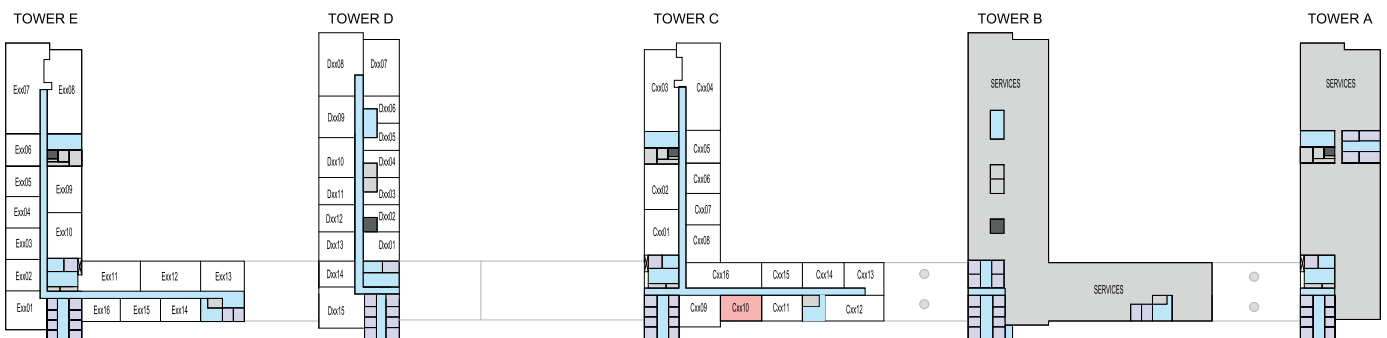
LEVEL 12



LEVEL 13-17



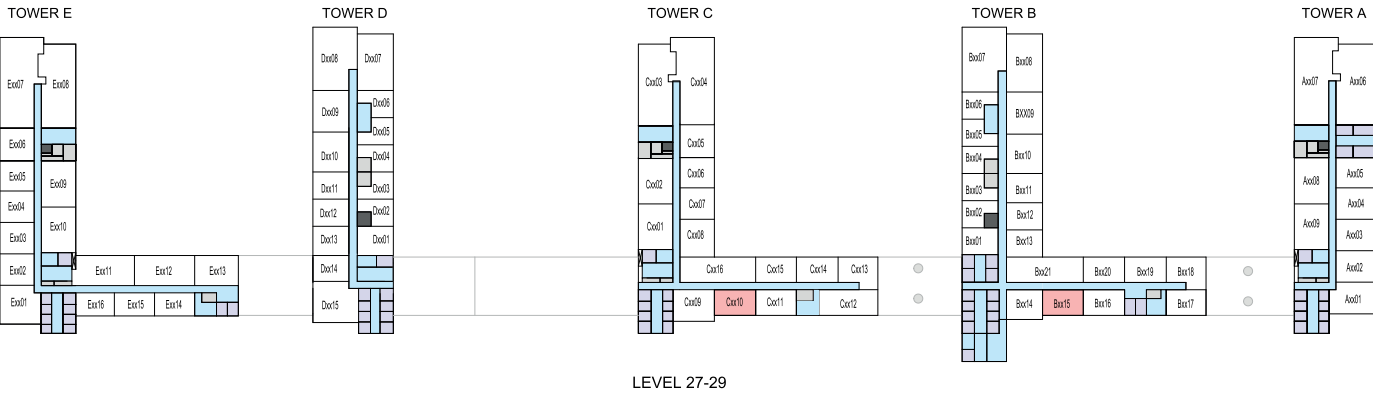
LEVEL 24



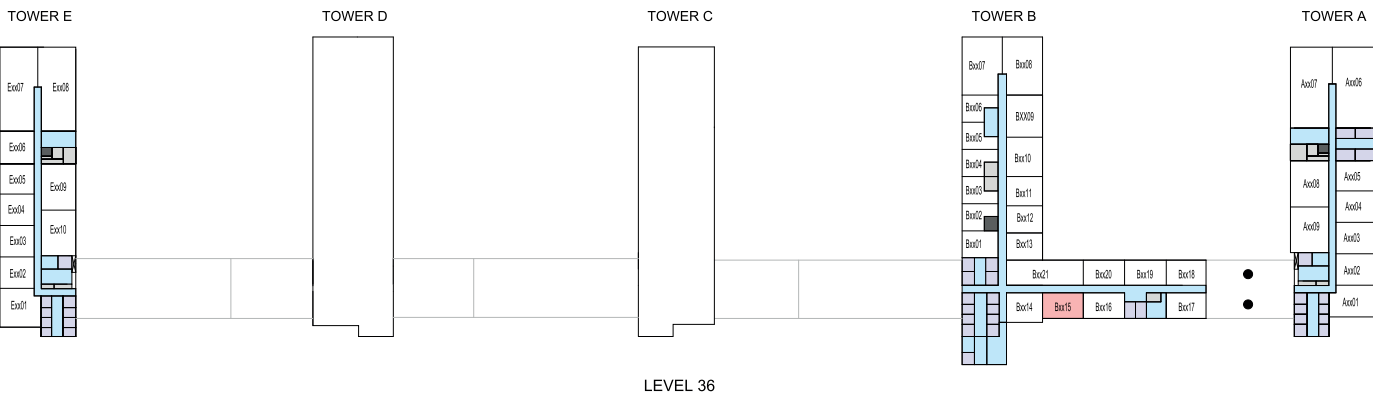
LEVEL 25,26

1.5 BEDROOM LINK APARTMENT
TYPE A (with powder room and store room + balcony) VARIANT 2

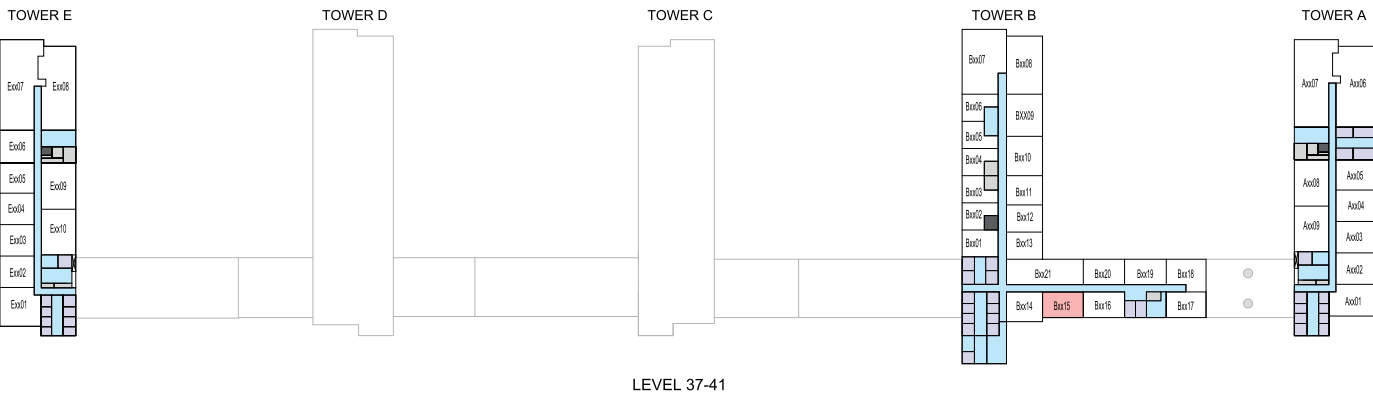
TOTAL SALEABLE AREA
SUITE = 666.39 SQ.FT.
BALCONY = 58.45 SQ.FT.
TOTAL = 724.84 SQ.FT.



LEVEL 27-29



LEVEL 36

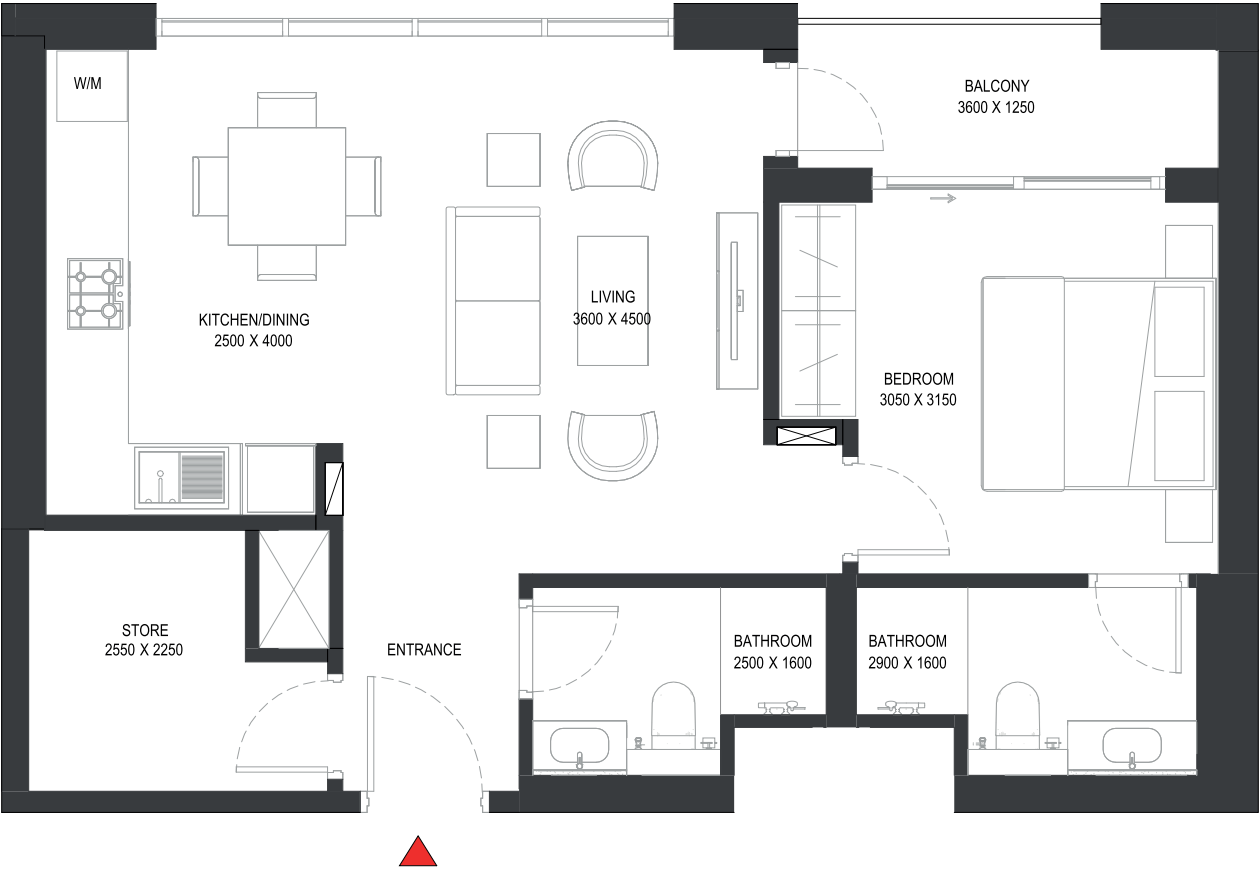
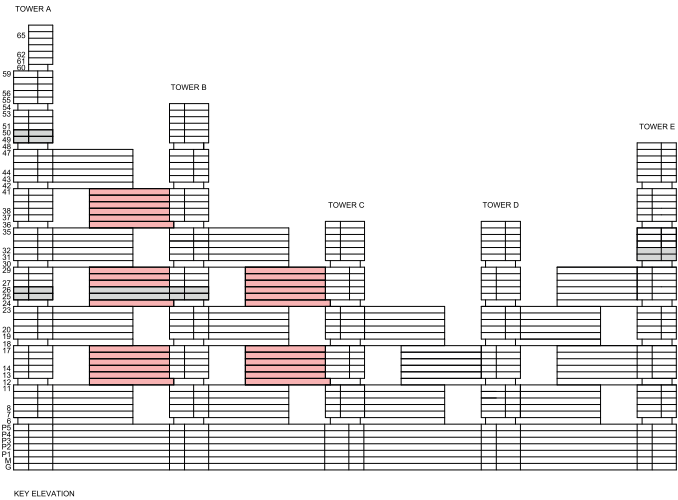


LEVEL 37-41

Disclaimer: 1. All dimensions are in metric, measured to wall finishes. 2. All materials, dimensions & drawings are approximate. 3. Information is subject to change without notice, at developer's absolute discretion. 4. Actual area may vary from the stated area. 5. Drawing are not to scale. 6. All images used are for illustrative purpose only and do not represent the actual size, features, specifications, fittings and furnishings. 7. The developer reserves the right to make revisions/ alterations, at its absolute discretion, without any liability whatsoever.

1.5 BEDROOM LINK APARTMENT
TYPE A (with powder room and store room + balcony) VARIANT 2

TOTAL SALEABLE AREA
SUITE = 666.39 SQ.FT.
BALCONY = 58.45 SQ.FT.
TOTAL = 724.84 SQ.FT.



List of unit numbers with this unit plan:

VIEWS

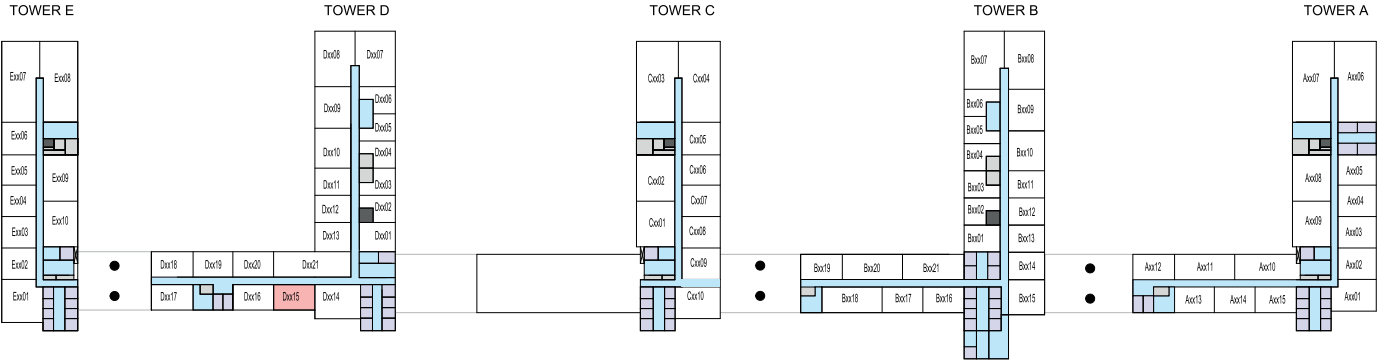
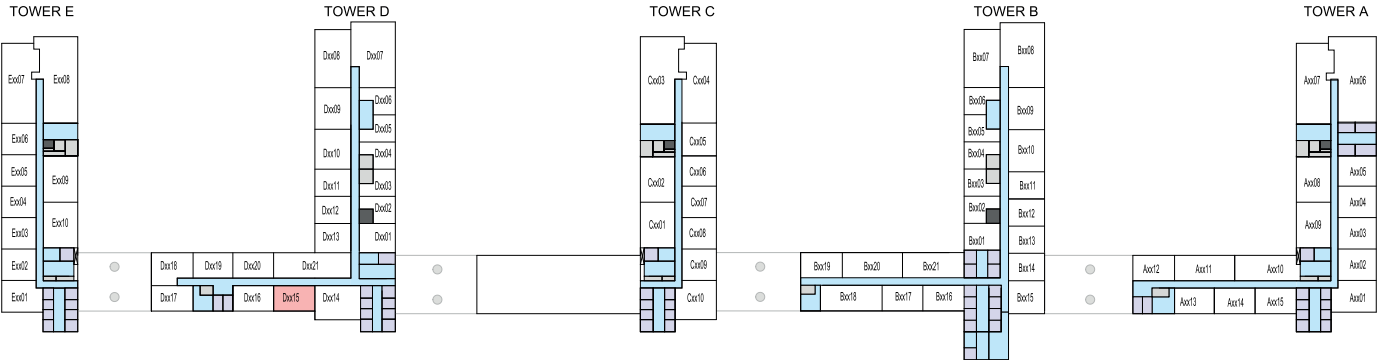
City View

B1215, B1315, B1415, B1515, B1615, B1715, B2415, B2715, B2815, B2915, B3615, B3715, B3815, B3915, B4015, B4115, C1210, C1310, C1410, C1510, C1610, C1710, C2410, C2510, C2610, C2710, C2810, C2910

Disclaimer: 1. All dimensions are in metric, measured to wall finishes. 2. All materials, dimensions & drawings are approximate. 3. Information is subject to change without notice, at developer's absolute discretion. 4. Actual area may vary from the stated area. 5. Drawing are not to scale. 6. All images used are for illustrative purpose only and do not represent the actual size, features, specifications, fittings and furnishings. 7. The developer reserves the right to make revisions/ alterations, at its absolute discretion, without any liability whatsoever.

1.5 BEDROOM LINK APARTMENT
TYPE A (with powder room and store room + balcony) VARIANT 3

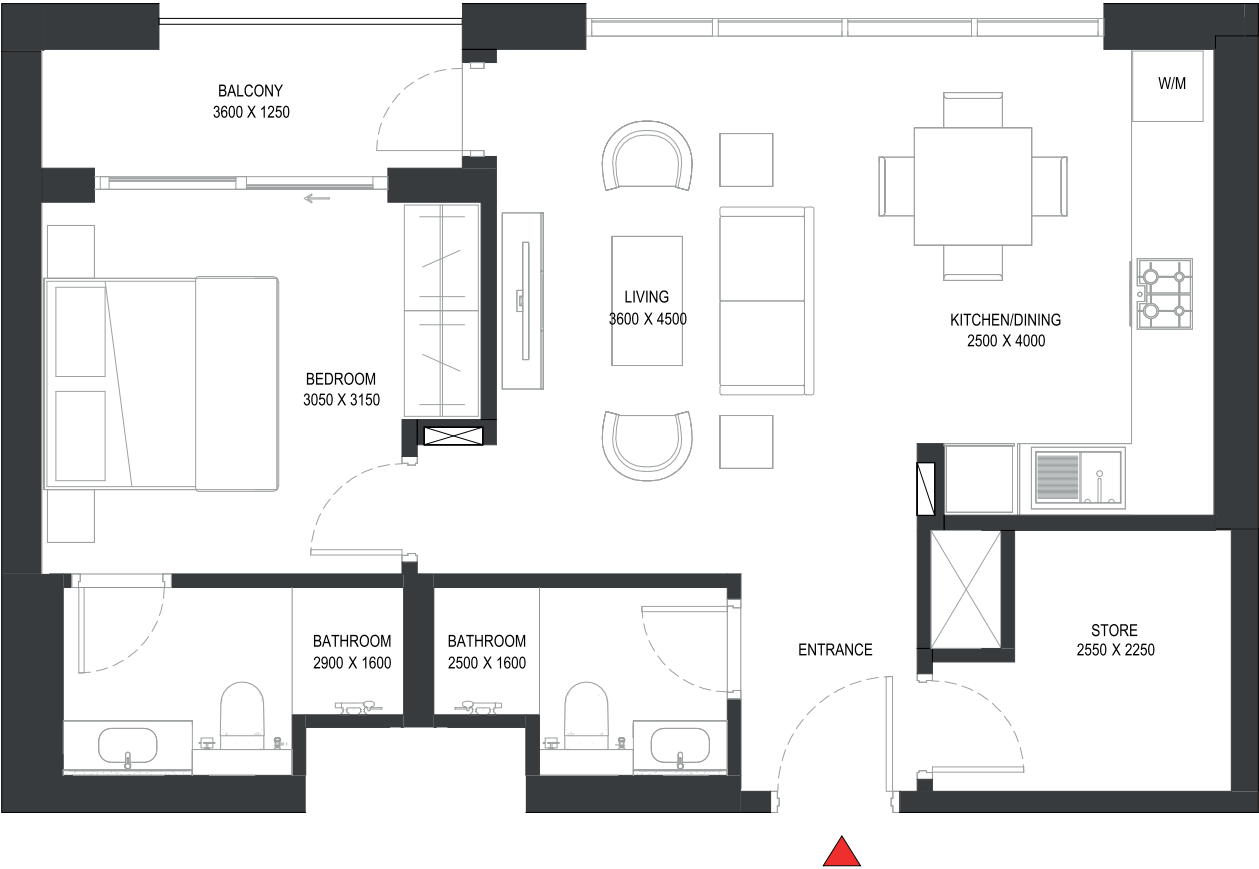
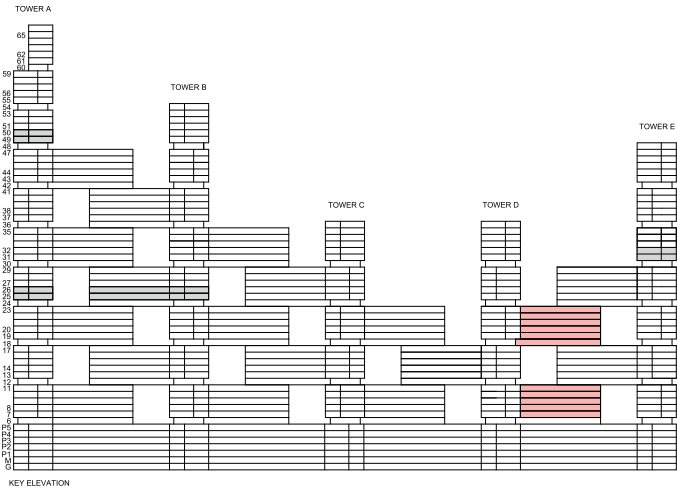
TOTAL SALEABLE AREA
SUITE = 915.79 SQ.FT.
BALCONY = 54.79 SQ.FT.
TOTAL = 970.58 SQ.FT.



Disclaimer: 1. All dimensions are in metric, measured to wall finishes. 2. All materials, dimensions & drawings are approximate. 3. Information is subject to change without notice, at developer's absolute discretion. 4. Actual area may vary from the stated area. 5. Drawing are not to scale. 6. All images used are for illustrative purpose only and do not represent the actual size, features, specifications, fittings and furnishings. 7. The developer reserves the right to make revisions/ alterations, at its absolute discretion, without any liability whatsoever.

1.5 BEDROOM LINK APARTMENT
TYPE A (with powder room and store room + balcony) VARIANT 3

TOTAL SALEABLE AREA
SUITE = 915.79 SQ.FT.
BALCONY = 54.79 SQ.FT.
TOTAL = 970.58 SQ.FT.



List of unit numbers with this unit plan:

VIEWS

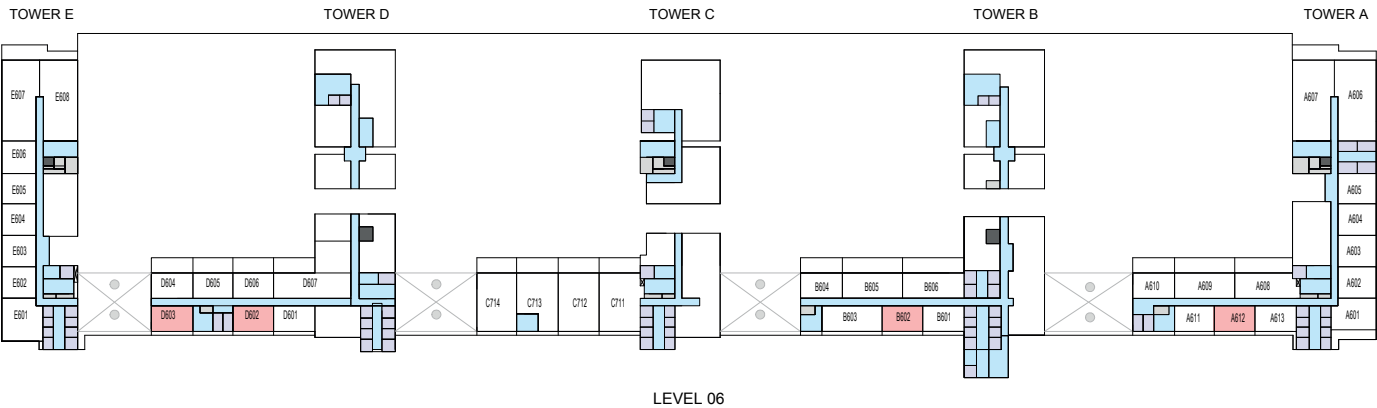
City View

D715, D815, D915, D1015, D1115, D1815, D1915, D2015, D2115, D2215, D2315

Disclaimer: 1. All dimensions are in metric, measured to wall finishes. 2. All materials, dimensions & drawings are approximate. 3. Information is subject to change without notice, at developer's absolute discretion. 4. Actual area may vary from the stated area. 5. Drawing are not to scale. 6. All images used are for illustrative purpose only and do not represent the actual size, features, specifications, fittings and furnishings. 7. The developer reserves the right to make revisions/ alterations, at its absolute discretion, without any liability whatsoever.

1.5 BEDROOM LINK APARTMENT
TYPE A (with store room and powder room + yard) VARIANT 4

TOTAL SALEABLE AREA
SUITE = 666.39 SQ.FT.
YARD RANGE = 287.61 SQ.FT. - 293.75 SQ.FT.
TOTAL RANGE = 954.00 SQ.FT. - 960.14 SQ.FT.



LEVEL 06

Disclaimer: 1. All dimensions are in metric, measured to wall finishes. 2. All materials, dimensions & drawings are approximate. 3. Information is subject to change without notice, at developer's absolute discretion. 4. Actual area may vary from the stated area. 5. Drawing are not to scale. 6. All images used are for illustrative purpose only and do not represent the actual size, features, specifications, fittings and furnishings. 7. The developer reserves the right to make revisions/ alterations, at its absolute discretion, without any liability whatsoever.

1.5 BEDROOM LINK APARTMENT

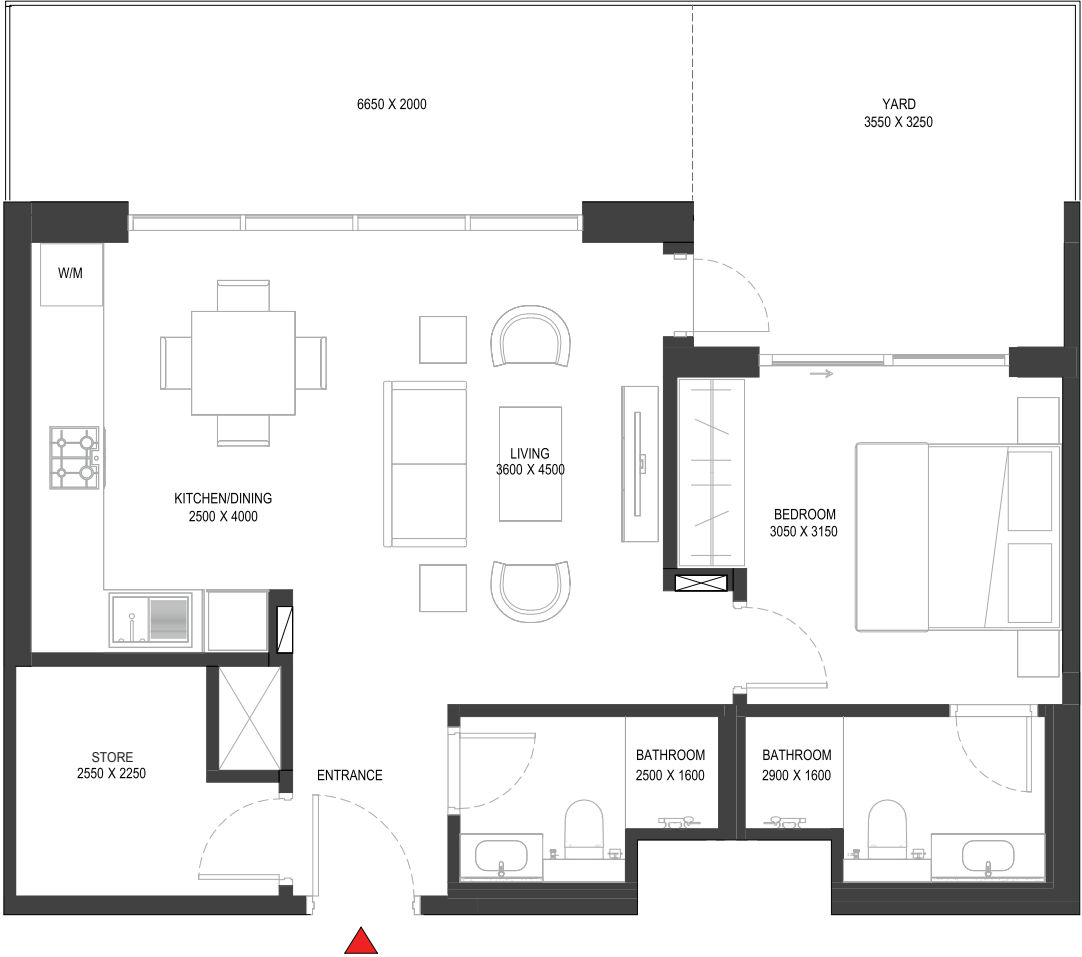
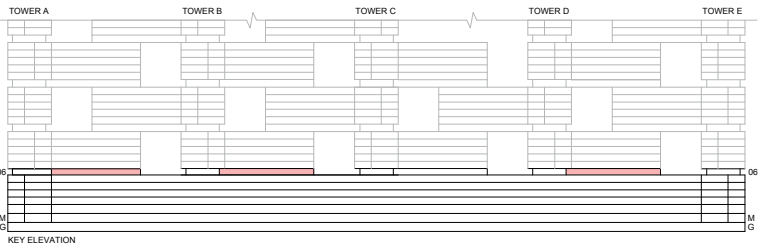
TYPE A (with store room and powder room + yard VARIANT 4

TOTAL SALEABLE AREA

SUITE = 666.39 SQ.FT.

YARD RANGE = 287.61 SQ.FT. - 293.75 SQ.FT.

TOTAL RANGE = 954.00 SQ.FT. - 960.14 SQ.FT.



List of unit numbers with this unit plan:

VIEWS

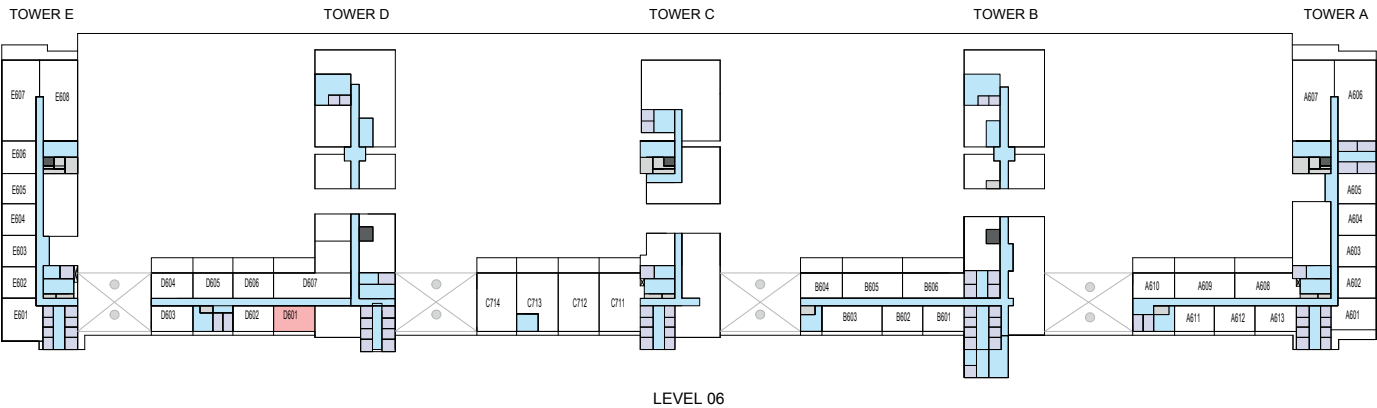
City View

A612, B602, D602, D603

Disclaimer: 1. All dimensions are in metric, measured to wall finishes. 2. All materials, dimensions & drawings are approximate. 3. Information is subject to change without notice, at developer's absolute discretion. 4. Actual area may vary from the stated area. 5. Drawing are not to scale. 6. All images used are for illustrative purpose only and do not represent the actual size, features, specifications, fittings and furnishings. 7. The developer reserves the right to make revisions/ alterations, at its absolute discretion, without any liability whatsoever.

1.5 BEDROOM LINK APARTMENT
TYPE A (with store room and powder room + yard) VARIANT 5

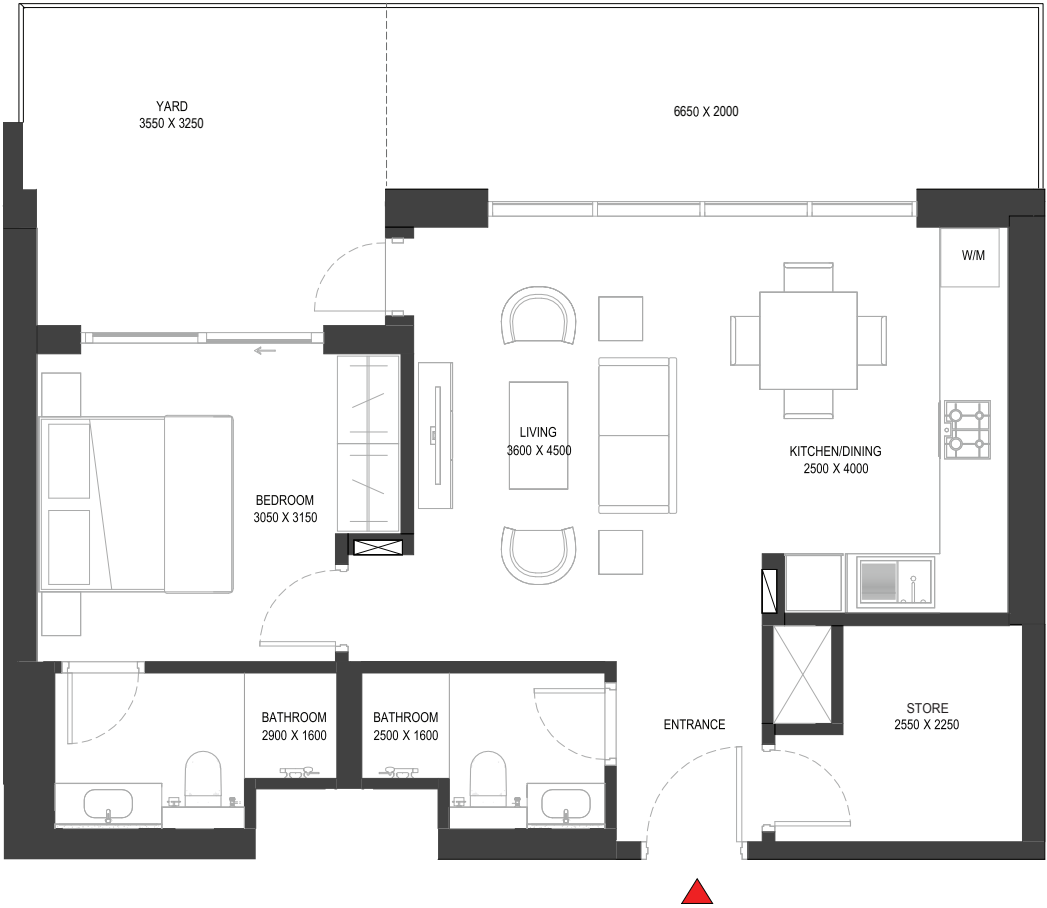
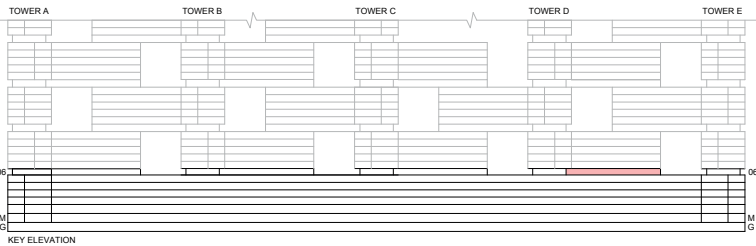
TOTAL SALEABLE AREA
SUITE = 666.39 SQ.FT.
YARD = 289.98 SQ.FT.
TOTAL = 956.37 SQ.FT.



LEVEL 06

1.5 BEDROOM LINK APARTMENT
TYPE A (with store room and powder room + yard) VARIANT 5

TOTAL SALEABLE AREA
SUITE = 666.39 SQ.FT.
YARD = 289.98 SQ.FT.
TOTAL = 956.37 SQ.FT.



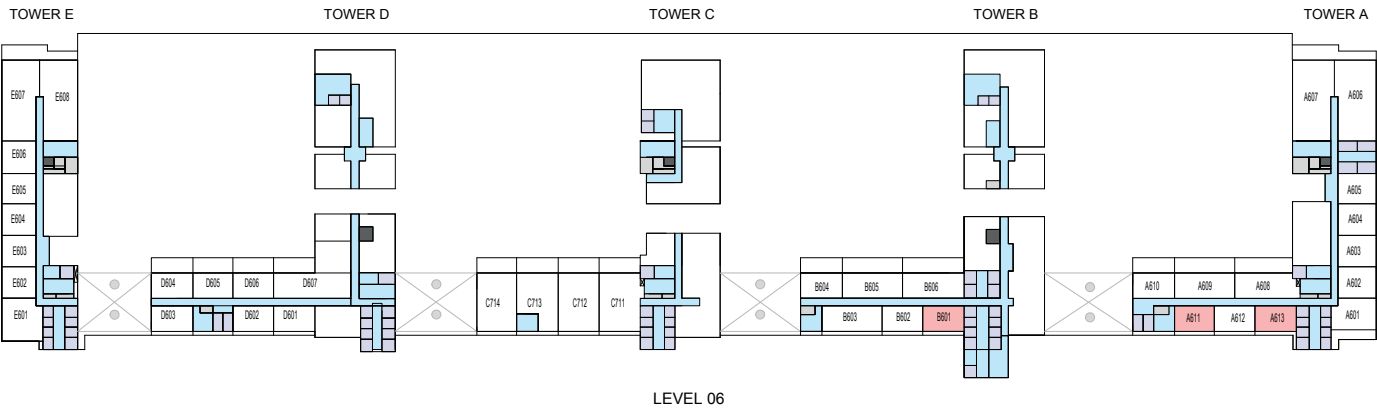
List of unit numbers with this unit plan:

VIEWS

City View
D601

1.5 BEDROOM LINK APARTMENT
TYPE A (with store room and powder room + yard) VARIANT 6

TOTAL SALEABLE AREA
SUITE RANGE = 666.39 SQ.FT. - 674.90 SQ.FT.
YARD RANGE = 282.98 SQ. FT. - 292.78 SQ.FT.
TOTAL RANGE = 957.88 SQ.FT. - 961.97 SQ.FT.



1.5 BEDROOM LINK APARTMENT

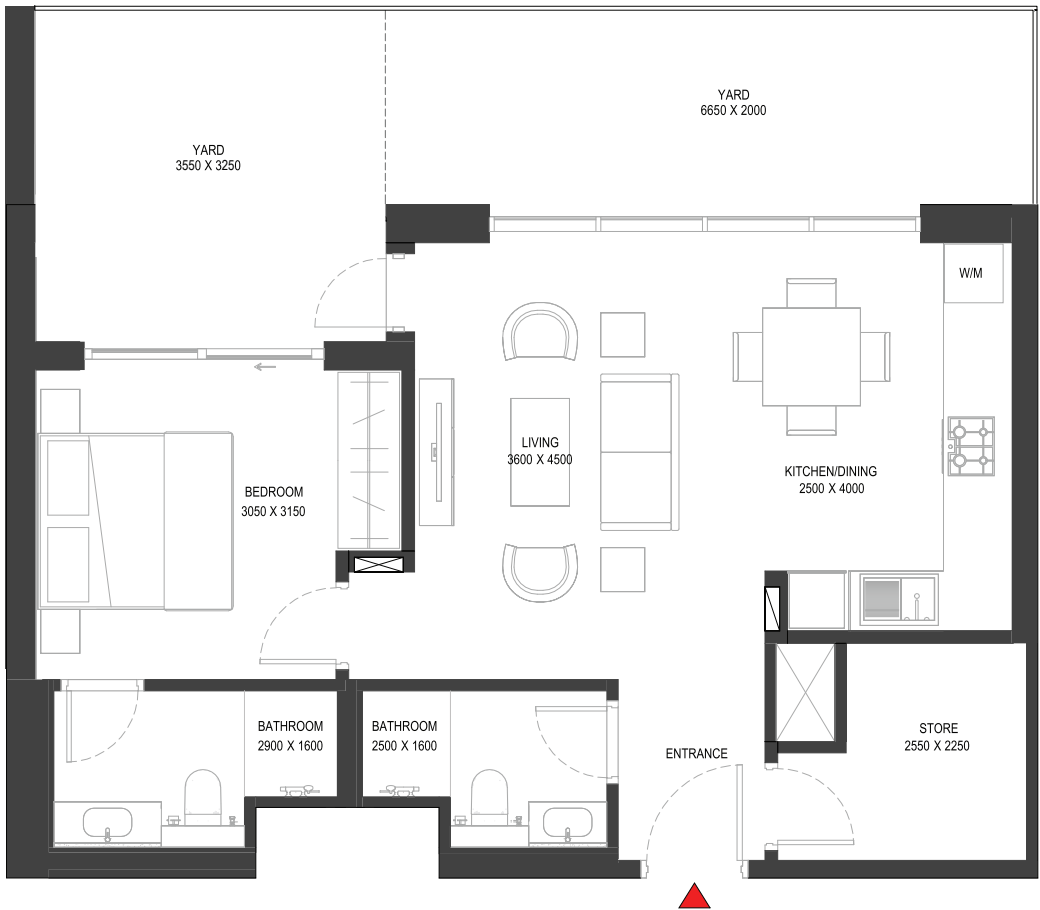
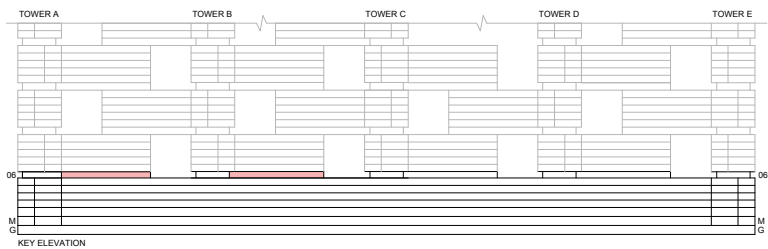
TYPE A (with store room and powder room + yard) VARIANT 6

TOTAL SALEABLE AREA

SUITE RANGE = 666.39 SQ.FT. - 674.90 SQ.FT.

YARD RANGE = 282.98 SQ. FT. - 292.78 SQ.FT.

TOTAL RANGE = 957.88 SQ.FT. - 961.97 SQ.FT.



List of unit numbers with this unit plan:

VIEWS

City View
A611, A613, B601

Disclaimer: 1. All dimensions are in metric, measured to wall finishes. 2. All materials, dimensions & drawings are approximate. 3. Information is subject to change without notice, at developer's absolute discretion. 4. Actual area may vary from the stated area. 5. Drawing are not to scale. 6. All images used are for illustrative purpose only and do not represent the actual size, features, specifications, fittings and furnishings. 7. The developer reserves the right to make revisions/ alterations, at its absolute discretion, without any liability whatsoever.

2 BEDROOM LINK APARTMENT

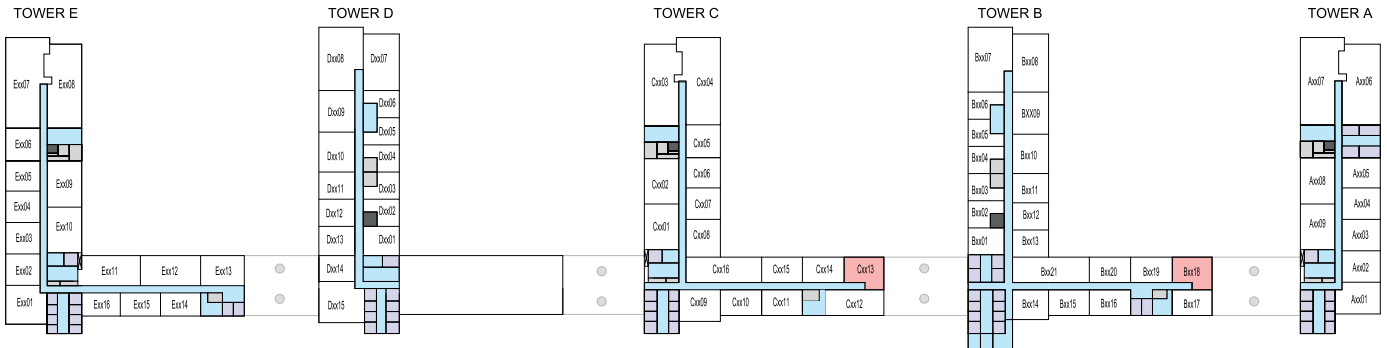
TYPE A (with powder room + balcony)

TOTAL SALEABLE AREA

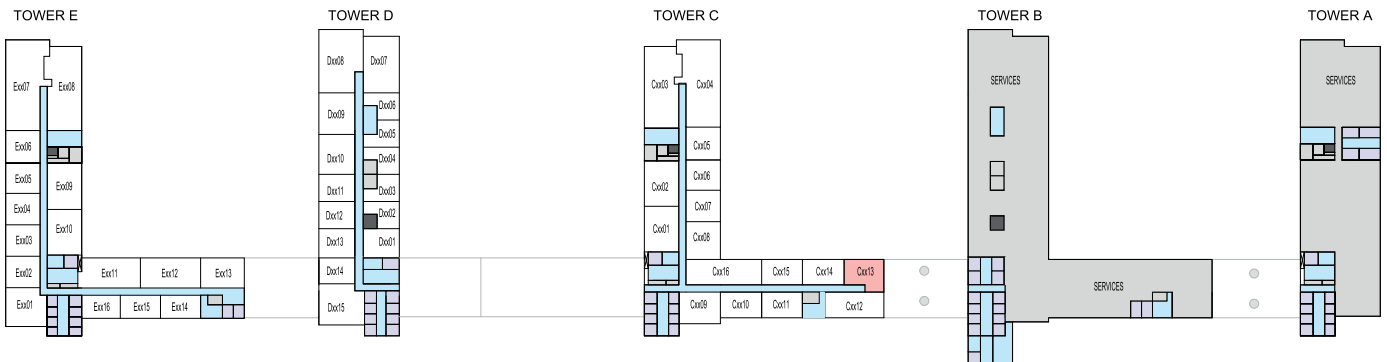
SUITE = 915.79 SQ.FT.

BALCONY = 54.79 SQ.FT.

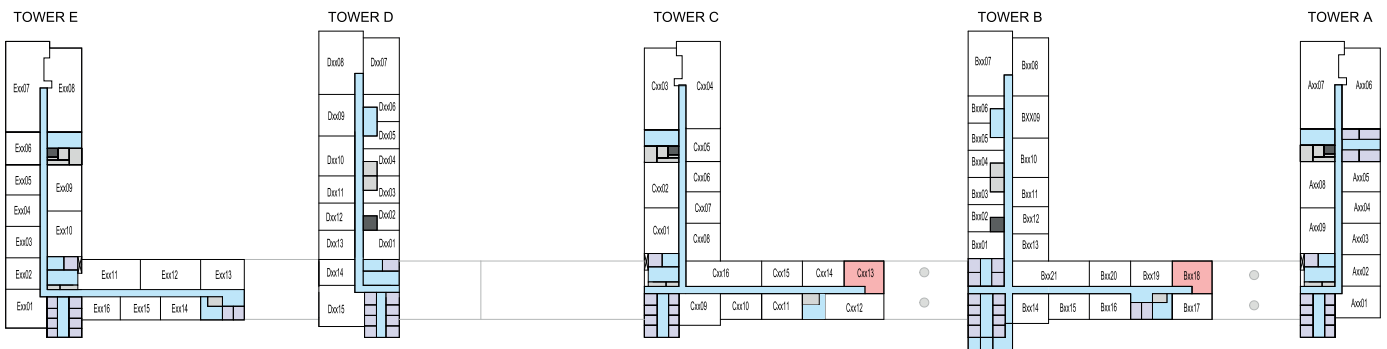
TOTAL = 970.58 SQ.FT.



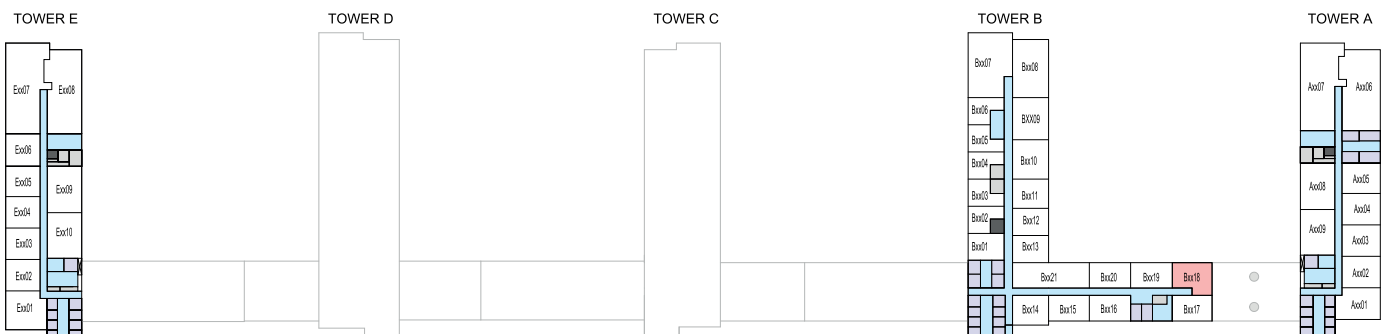
LEVEL 14-17



LEVEL 26



LEVEL 27-29



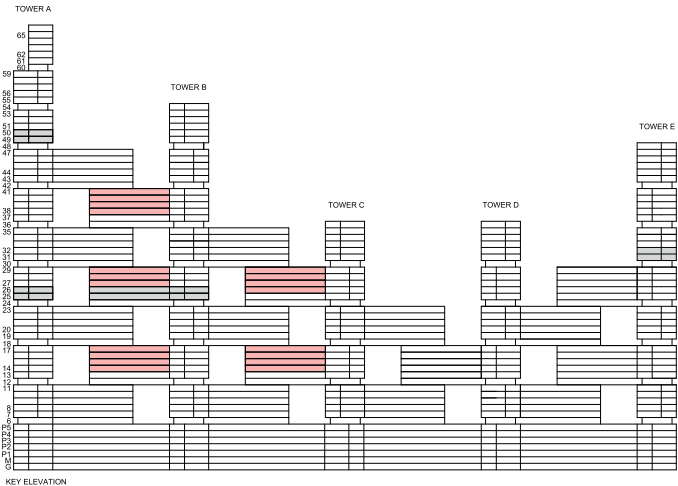
LEVEL 38-41

2 BEDROOM LINK APARTMENT

TYPE A (with powder room + balcony)

TOTAL SALEABLE AREA

SUITE = 915.79 SQ.FT.
BALCONY = 54.79 SQ.FT.
TOTAL = 970.58 SQ.FT.



List of unit numbers with this unit plan:

VIEWS

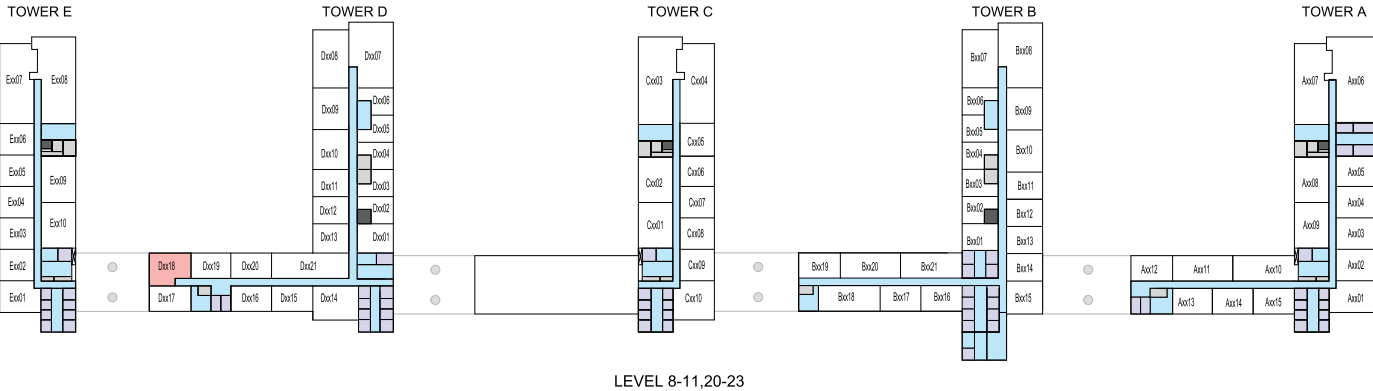
Ras Al Khor, Golf Course, Creek, Amenities
B1418, B1518, B1618, B1718, C1413, C1513, C1613, C1713

Ras Al Khor, Golf Course, Creek
B2718, B2818, B2918, B3818, B3918, B4018, B4118, C2613, C2713, C2813, C2913

Disclaimer: 1. All dimensions are in metric, measured to wall finishes. 2. All materials, dimensions & drawings are approximate. 3. Information is subject to change without notice, at developer's absolute discretion. 4. Actual area may vary from the stated area. 5. Drawing are not to scale. 6. All images used are for illustrative purpose only and do not represent the actual size, features, specifications, fittings and furnishings. 7. The developer reserves the right to make revisions/ alterations, at its absolute discretion, without any liability whatsoever.

2 BEDROOM LINK APARTMENT
TYPE A (with powder room + balcony) VARIANT 1

TOTAL SALEABLE AREA
SUITE = 915.79 SQ.FT.
BALCONY = 54.79 SQ.FT.
TOTAL = 970.58 SQ.FT.

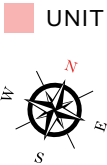
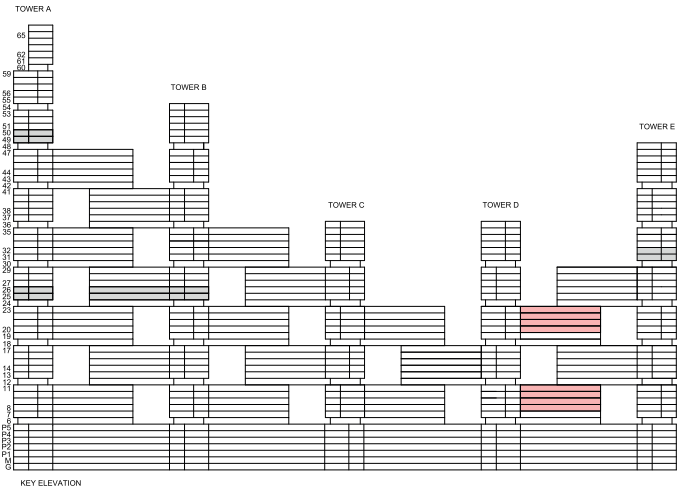


LEVEL 8-11,20-23

Disclaimer: 1. All dimensions are in metric, measured to wall finishes. 2. All materials, dimensions & drawings are approximate. 3. Information is subject to change without notice, at developer's absolute discretion. 4. Actual area may vary from the stated area. 5. Drawing are not to scale. 6. All images used are for illustrative purpose only and do not represent the actual size, features, specifications, fittings and furnishings. 7. The developer reserves the right to make revisions/ alterations, at its absolute discretion, without any liability whatsoever.

2 BEDROOM LINK APARTMENT
TYPE A (with powder room + balcony) VARIANT 1

TOTAL SALEABLE AREA
SUITE = 915.79 SQ.FT.
BALCONY = 54.79 SQ.FT.
TOTAL = 970.58 SQ.FT.



List of unit numbers with this unit plan:

VIEWS

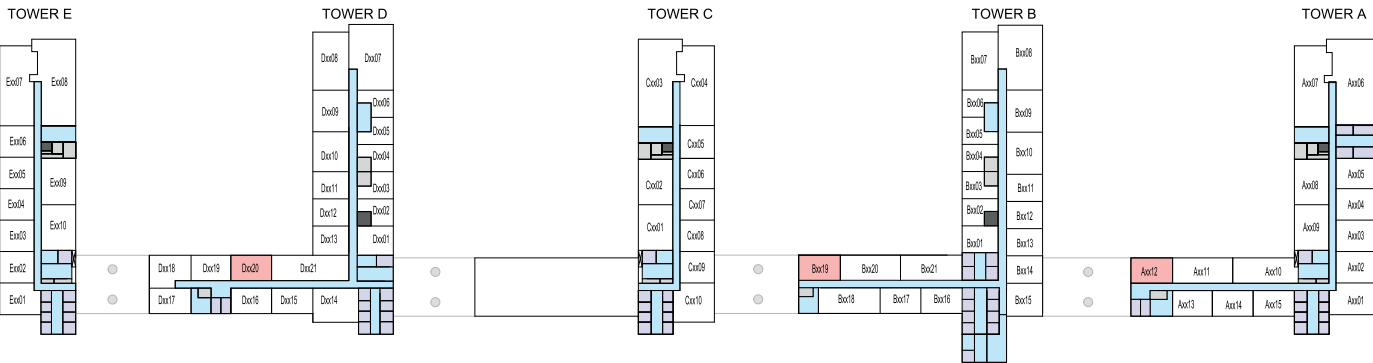
Ras Al Khor, Creek, Amenities
D818, D918

Ras Al Khor, Golf Course, Creek, Amenities
D1018, D1118, D2018, D2118, D2218, D2318

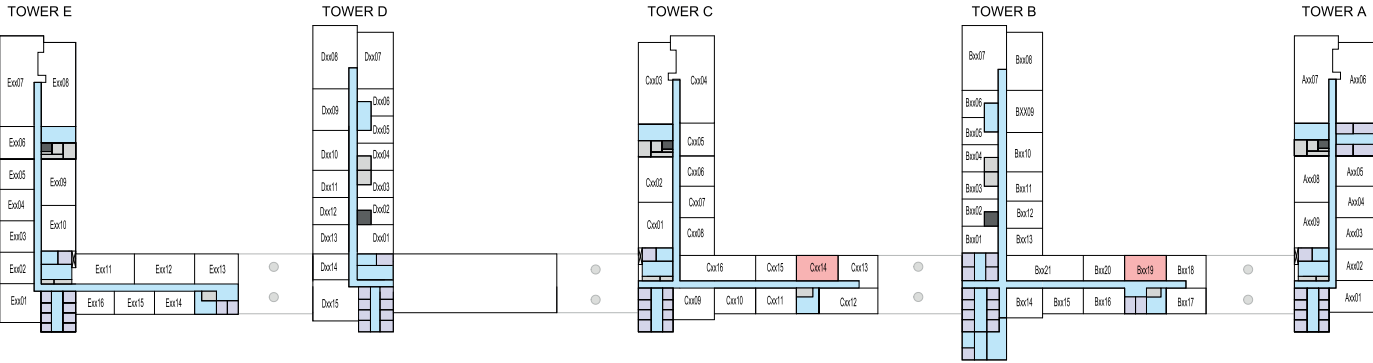
Disclaimer: 1. All dimensions are in metric, measured to wall finishes. 2. All materials, dimensions & drawings are approximate. 3. Information is subject to change without notice, at developer's absolute discretion. 4. Actual area may vary from the stated area. 5. Drawing are not to scale. 6. All images used are for illustrative purpose only and do not represent the actual size, features, specifications, fittings and furnishings. 7. The developer reserves the right to make revisions/ alterations, at its absolute discretion, without any liability whatsoever.

2 BEDROOM LINK APARTMENT
TYPE B (with balcony)

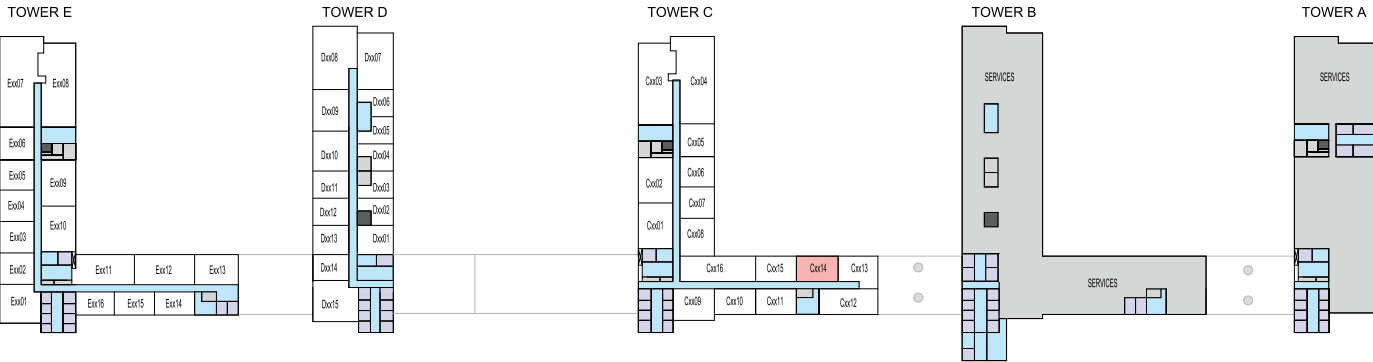
TOTAL SALEABLE AREA
SUITE = 803.31 SQ.FT.
BALCONY = 44.13 SQ.FT.
TOTAL = 847.44 SQ.FT.



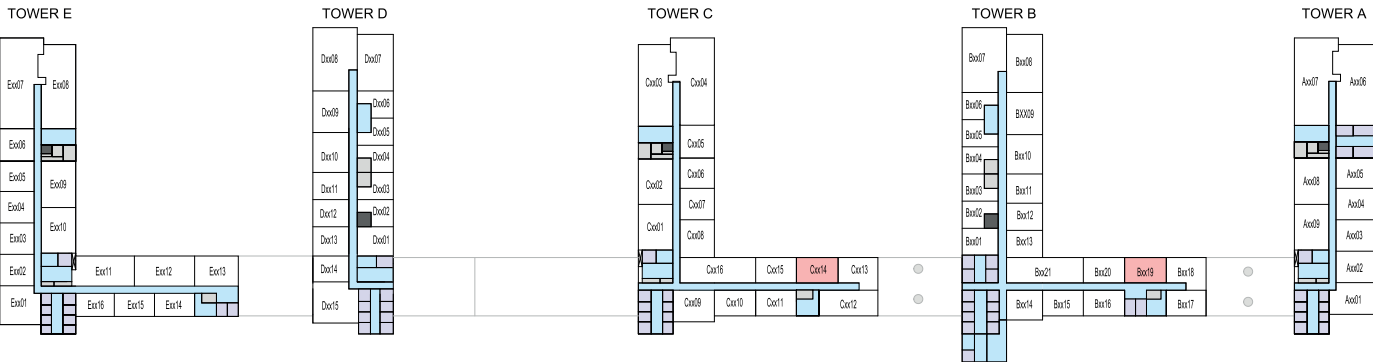
LEVEL 8-11,20-23



LEVEL 14-17



LEVEL 26

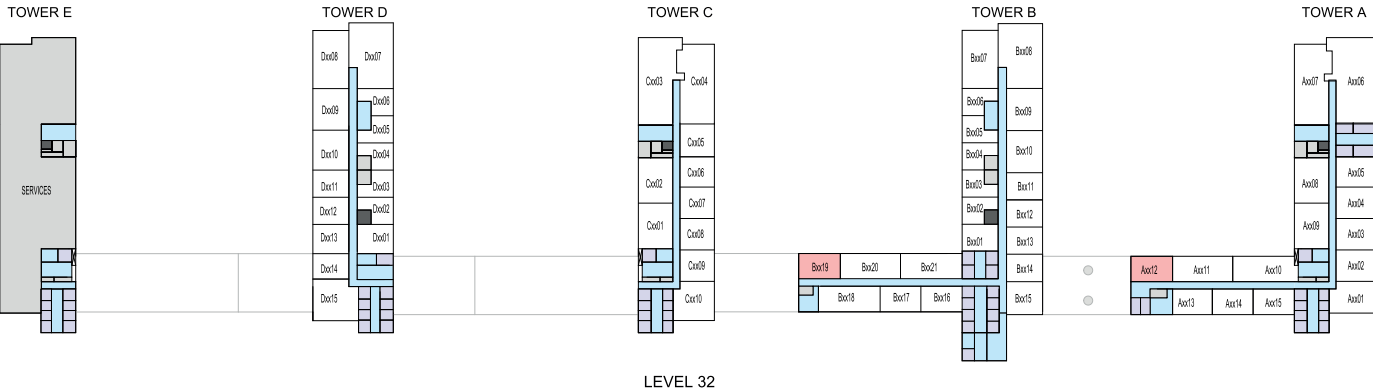


LEVEL 27-29

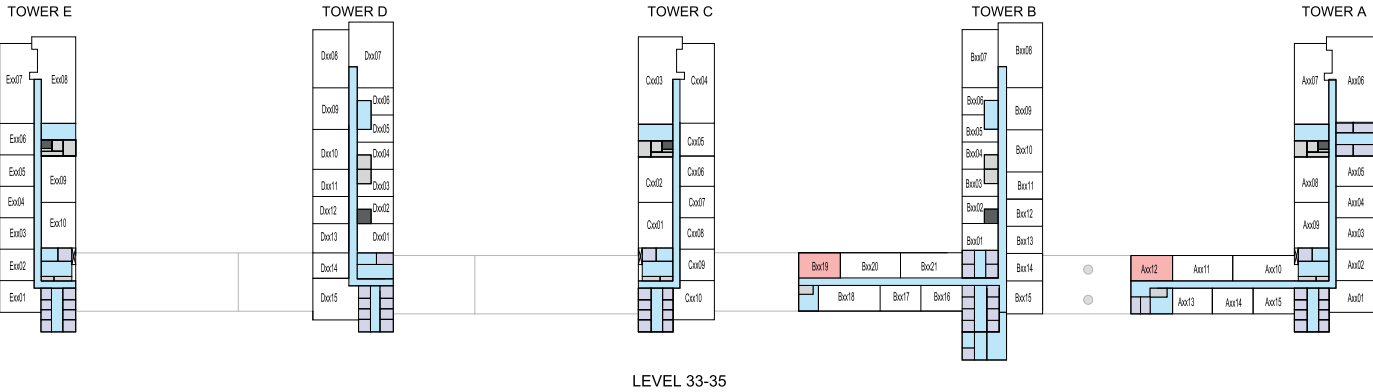
Disclaimer: 1. All dimensions are in metric, measured to wall finishes. 2. All materials, dimensions & drawings are approximate. 3. Information is subject to change without notice, at developer's absolute discretion. 4. Actual area may vary from the stated area. 5. Drawing are not to scale. 6. All images used are for illustrative purpose only and do not represent the actual size, features, specifications, fittings and furnishings. 7. The developer reserves the right to make revisions/ alterations, at its absolute discretion, without any liability whatsoever.

2 BEDROOM LINK APARTMENT
TYPE B (with balcony)

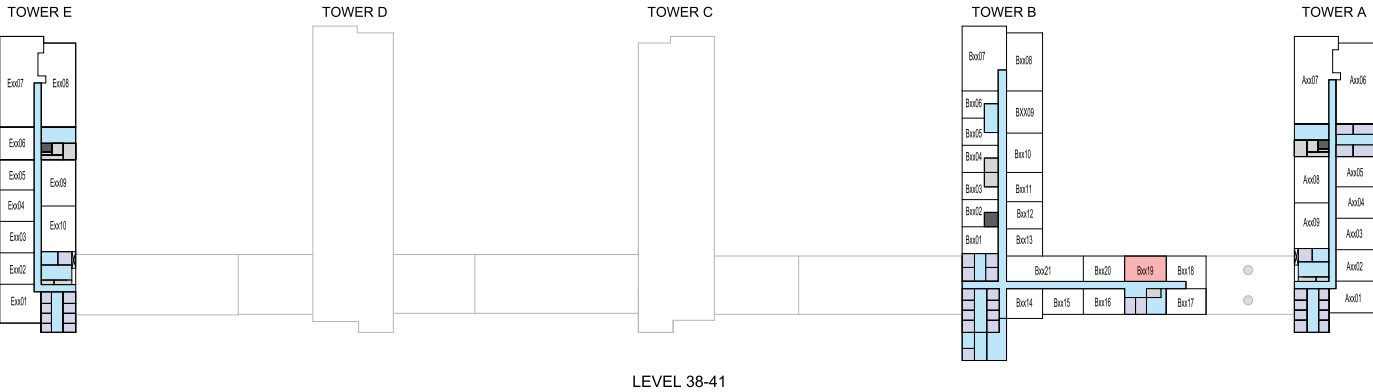
TOTAL SALEABLE AREA
SUITE = 803.31 SQ.FT.
BALCONY = 44.13 SQ.FT.
TOTAL = 847.44 SQ.FT.



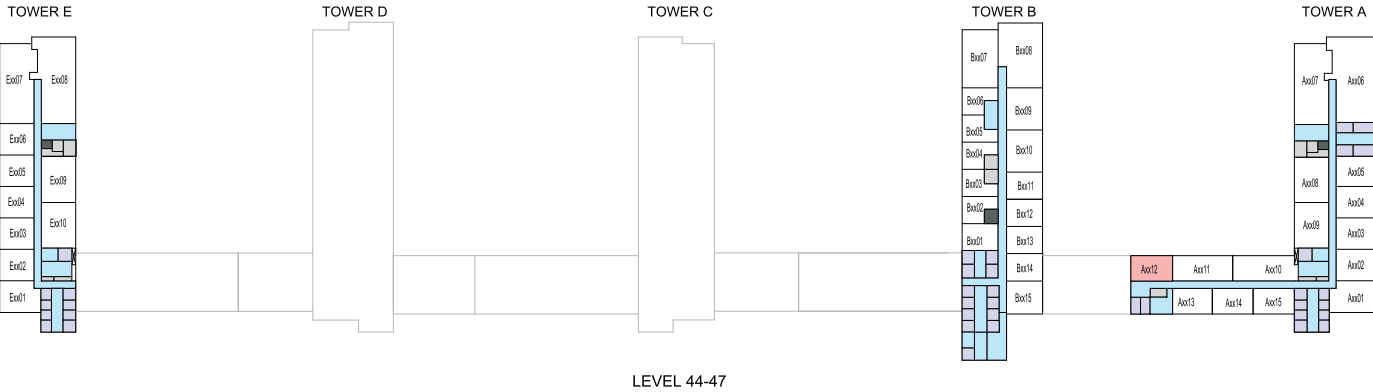
LEVEL 32



LEVEL 33-35



LEVEL 38-41

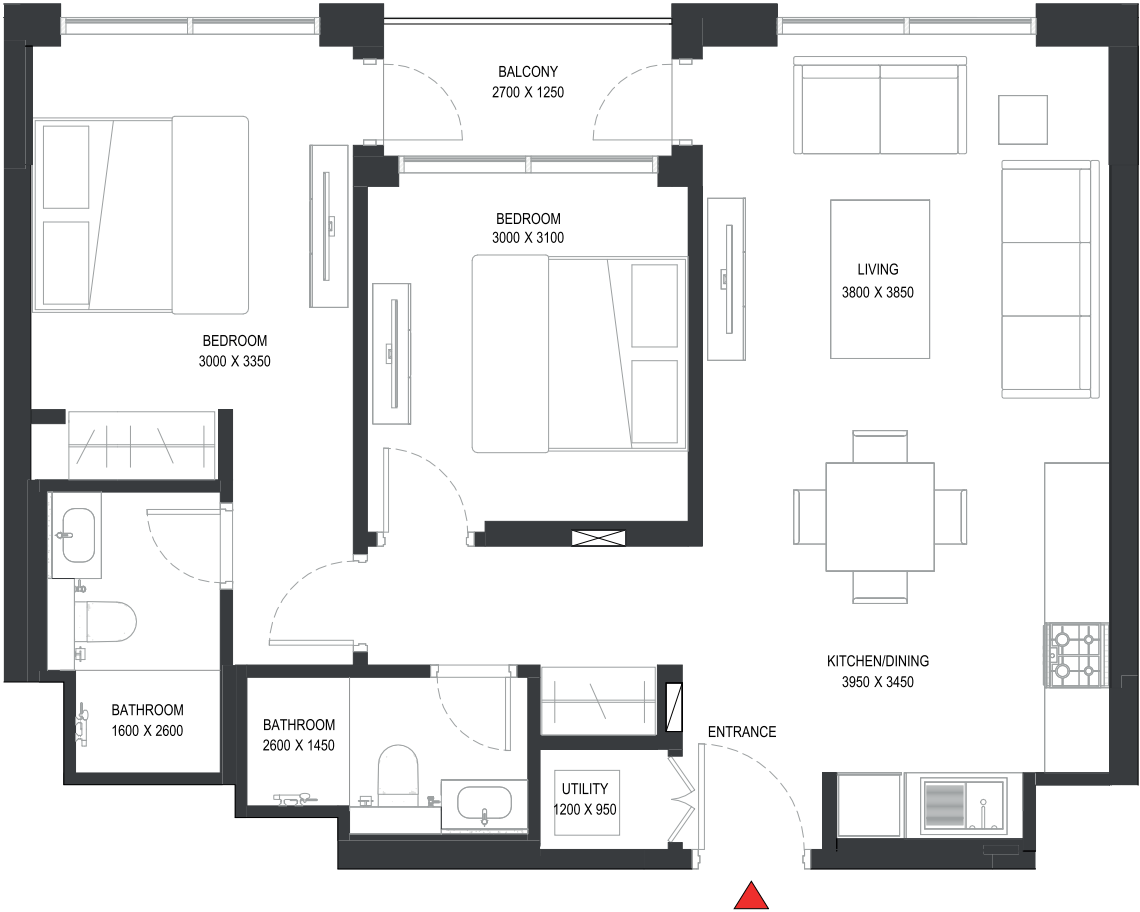
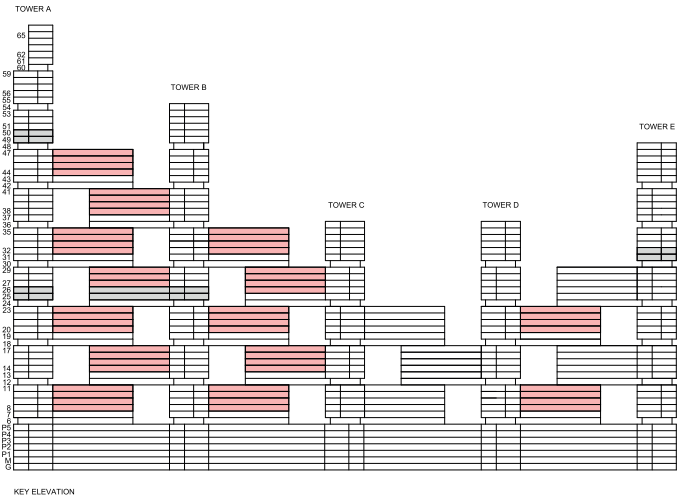


LEVEL 44-47

Disclaimer: 1. All dimensions are in metric, measured to wall finishes. 2. All materials, dimensions & drawings are approximate. 3. Information is subject to change without notice, at developer's absolute discretion. 4. Actual area may vary from the stated area. 5. Drawing are not to scale. 6. All images used are for illustrative purpose only and do not represent the actual size, features, specifications, fittings and furnishings. 7. The developer reserves the right to make revisions/ alterations, at its absolute discretion, without any liability whatsoever.

2 BEDROOM LINK APARTMENT
TYPE B (with balcony)

TOTAL SALEABLE AREA
SUITE = 803.31 SQ.FT.
BALCONY = 44.13 SQ.FT.
TOTAL = 847.44 SQ.FT.



List of unit numbers with this unit plan:

VIEWS

Ras Al Khor, Amenities
D820, D920

Ras Al Khor, Creek, Amenities
A812, A912, B819, B919

Ras Al Khor, Golf Course, Amenities
D1020, D1120, D2020, D2120, D2220, D2320

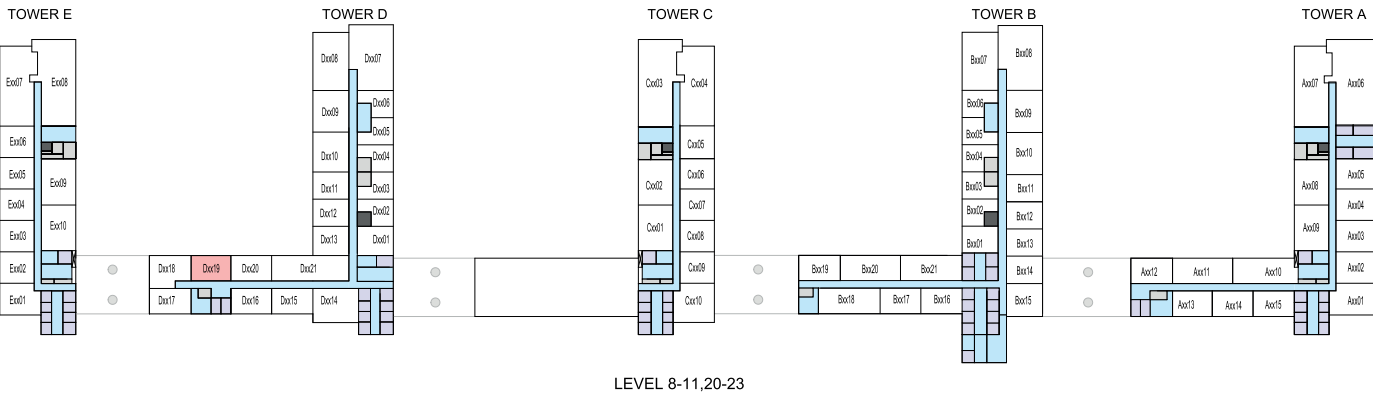
Ras Al Khor, Golf Course, Creek
A3212, A3312, A3412, A3512, A4412, A4512, A4612, A4712, B2719, B2819, B2919, B3219, B3319, B3419, B3519, B3819, B3919, B4019, B4119, C2614, C2714, C2814, C2914

Ras Al Khor, Golf Course, Creek, Amenities
A1012, A1112, A2012, A2112, A2212, A2312, B1019, B1119, B1419, B1519, B1619, B1719, B2019, B2119, B2219, B2319, C1414, C1514, C1614, C1714

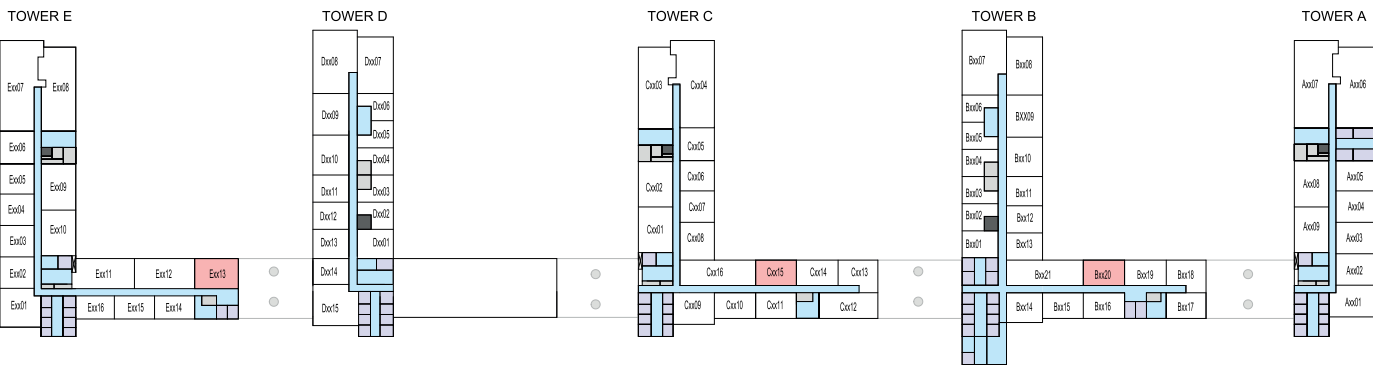
Disclaimer: 1. All dimensions are in metric, measured to wall finishes. 2. All materials, dimensions & drawings are approximate. 3. Information is subject to change without notice, at developer's absolute discretion. 4. Actual area may vary from the stated area. 5. Drawing are not to scale. 6. All images used are for illustrative purpose only and do not represent the actual size, features, specifications, fittings and furnishings. 7. The developer reserves the right to make revisions/ alterations, at its absolute discretion, without any liability whatsoever.

2 BEDROOM LINK APARTMENT
TYPE B (with balcony) VARIANT 1

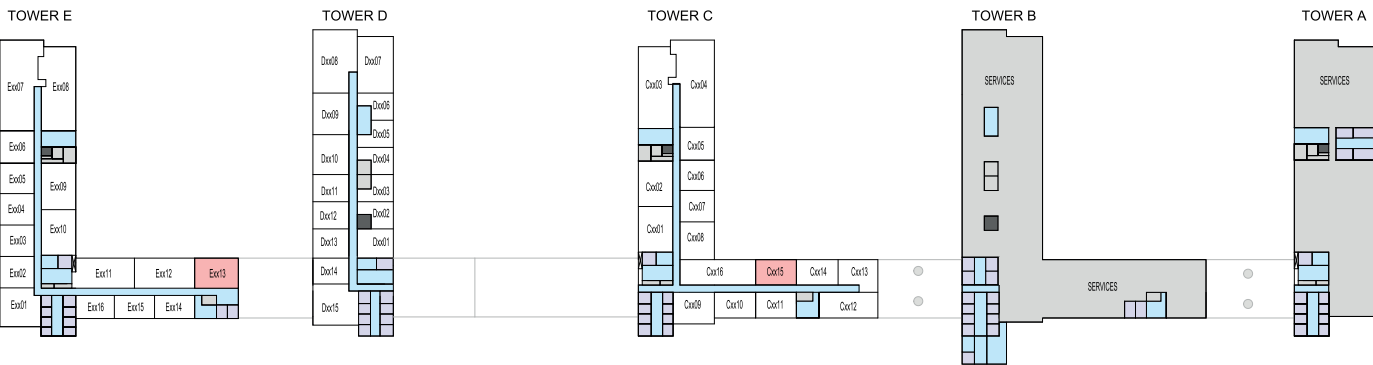
TOTAL SALEABLE AREA
SUITE = 803.31 SQ.FT.
BALCONY = 44.13 SQ.FT.
TOTAL = 847.44 SQ.FT.



LEVEL 8-11,20-23



LEVEL 14-17

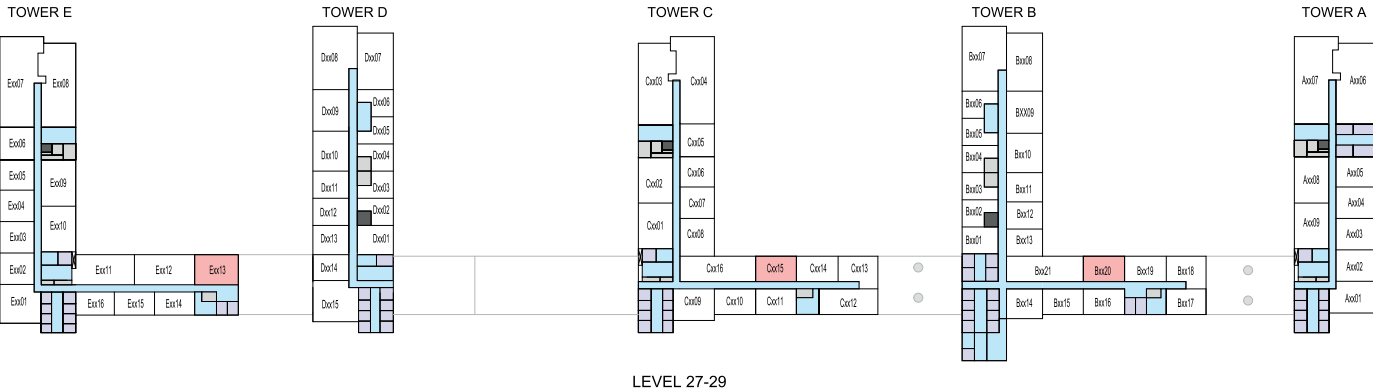


LEVEL 26

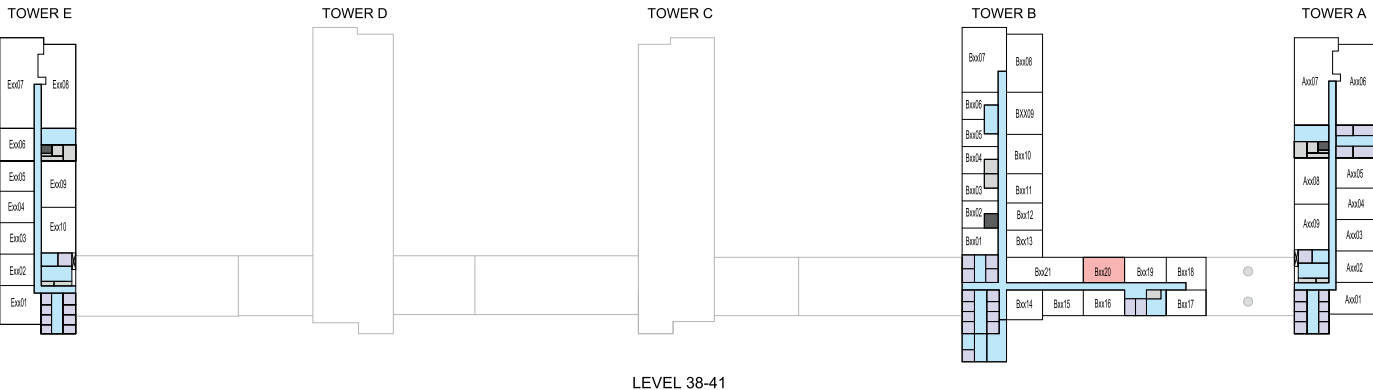
Disclaimer: 1. All dimensions are in metric, measured to wall finishes. 2. All materials, dimensions & drawings are approximate. 3. Information is subject to change without notice, at developer's absolute discretion. 4. Actual area may vary from the stated area. 5. Drawing are not to scale. 6. All images used are for illustrative purpose only and do not represent the actual size, features, specifications, fittings and furnishings. 7. The developer reserves the right to make revisions/ alterations, at its absolute discretion, without any liability whatsoever.

2 BEDROOM LINK APARTMENT
TYPE B (with balcony) VARIANT 1

TOTAL SALEABLE AREA
SUITE = 803.31 SQ.FT.
BALCONY = 44.13 SQ.FT.
TOTAL = 847.44 SQ.FT.



LEVEL 27-29



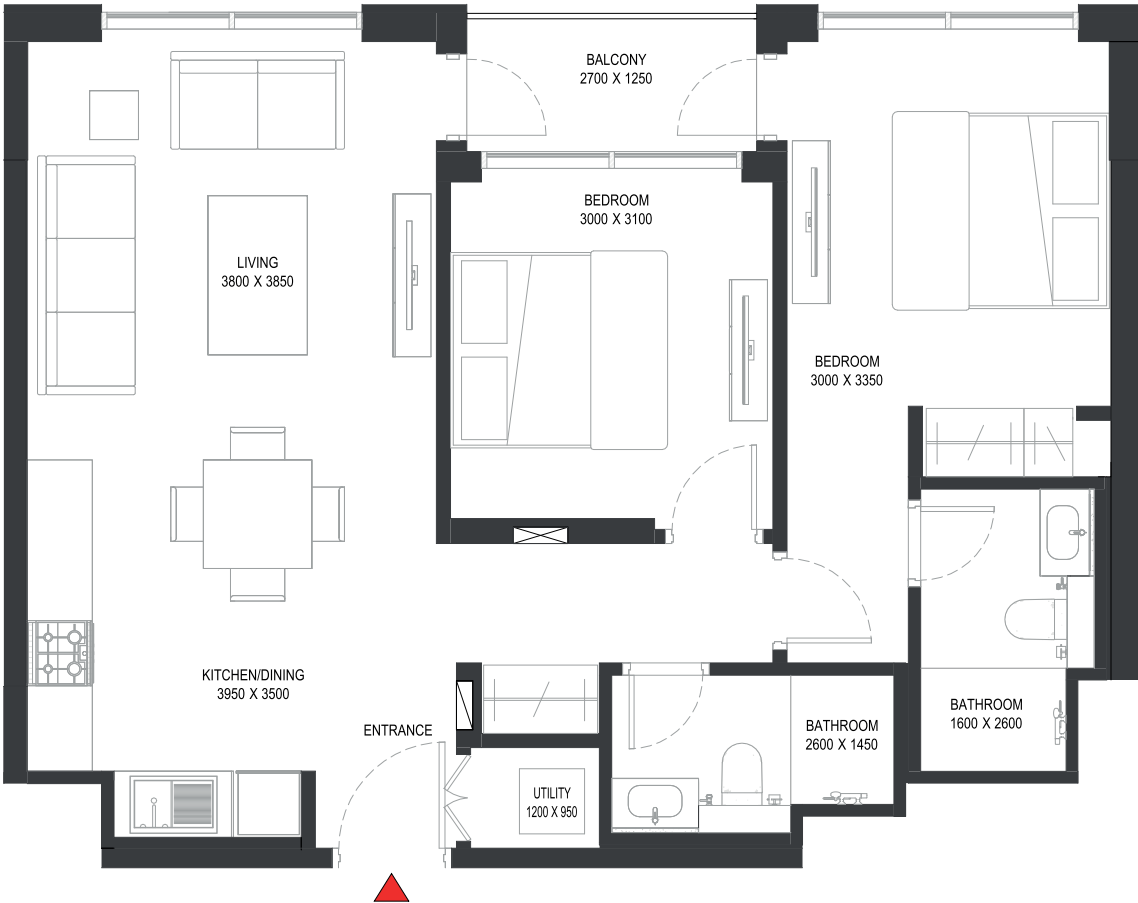
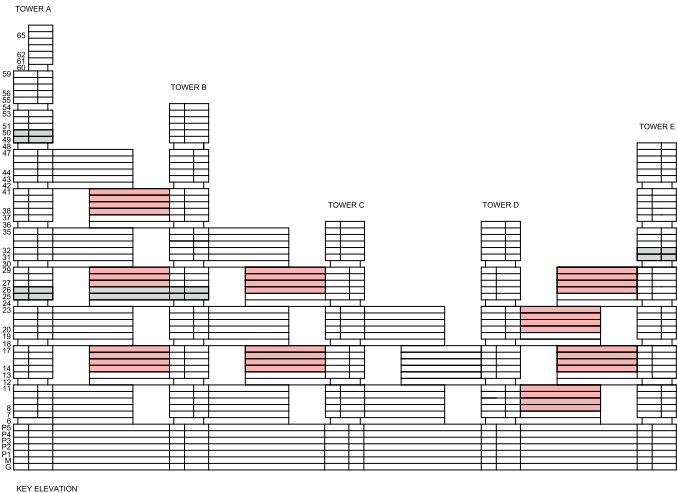
LEVEL 38-41

Disclaimer: 1. All dimensions are in metric, measured to wall finishes. 2. All materials, dimensions & drawings are approximate. 3. Information is subject to change without notice, at developer's absolute discretion. 4. Actual area may vary from the stated area. 5. Drawing are not to scale. 6. All images used are for illustrative purpose only and do not represent the actual size, features, specifications, fittings and furnishings. 7. The developer reserves the right to make revisions/ alterations, at its absolute discretion, without any liability whatsoever.

2 BEDROOM LINK APARTMENT

TYPE B (with balcony) VARIANT 1

TOTAL SALEABLE AREA
 SUITE = 803.31 SQ.FT.
 BALCONY = 44.13 SQ.FT.
 TOTAL = 847.44 SQ.FT.



List of unit numbers with this unit plan:

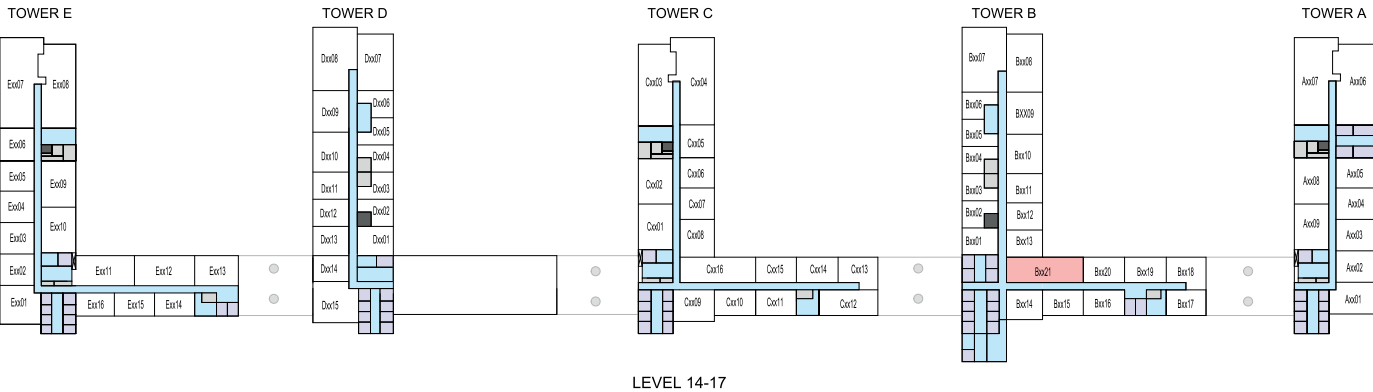
VIEWS

- Golf Course, Creek
 B2720, B2820, B2920, B3820, B3920, B4020, B4120, C2615, C2715, C2815, C2915
- Golf Course, Creek, Amenities
 B1420, B1520, B1620, B1720, C1415, C1515, C1615, C1715
- Ras Al Khor, Creek, Amenities
 D819, D919
- Ras Al Khor, Golf Course, Creek
 E2613, E2713, E2813, E2913
- Ras Al Khor, Golf Course, Creek, Amenities
 D1019, D1119, D2019, D2119, D2219, D2319, E1413, E1513, E1613, E1713

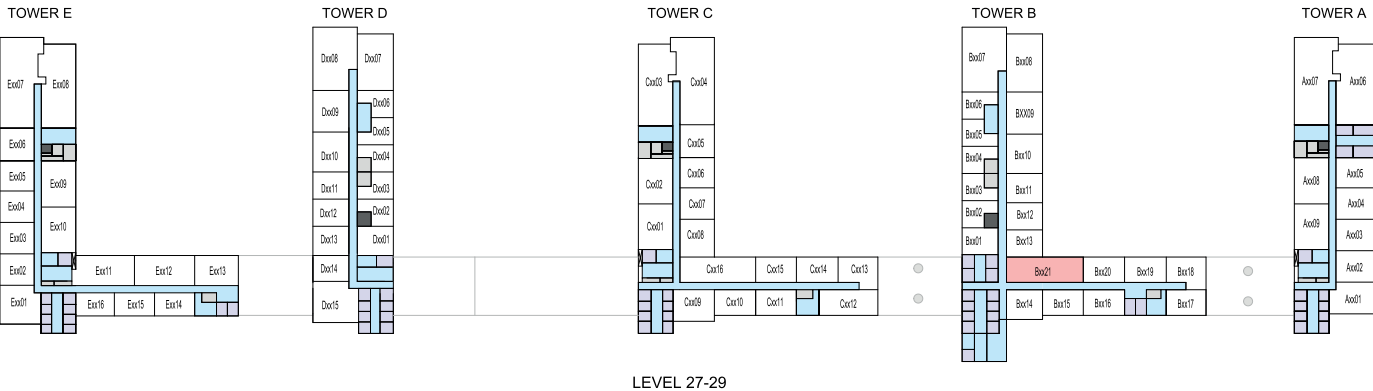
Disclaimer: 1. All dimensions are in metric, measured to wall finishes. 2. All materials, dimensions & drawings are approximate. 3. Information is subject to change without notice, at developer's absolute discretion. 4. Actual area may vary from the stated area. 5. Drawing are not to scale. 6. All images used are for illustrative purpose only and do not represent the actual size, features, specifications, fittings and furnishings. 7. The developer reserves the right to make revisions/ alterations, at its absolute discretion, without any liability whatsoever.

2 BEDROOM LINK APARTMENT
TYPE C (with maid room and powder room + balcony)

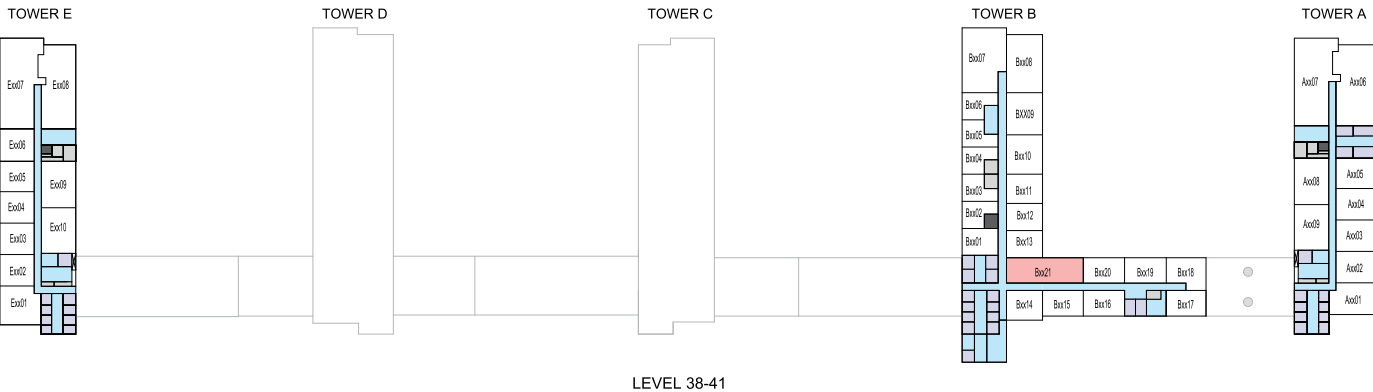
TOTAL SALEABLE AREA
SUITE = 1,293.93 SQ.FT.
BALCONY = 166.19 SQ.FT.
TOTAL = 1,460.12 SQ.FT.



LEVEL 14-17



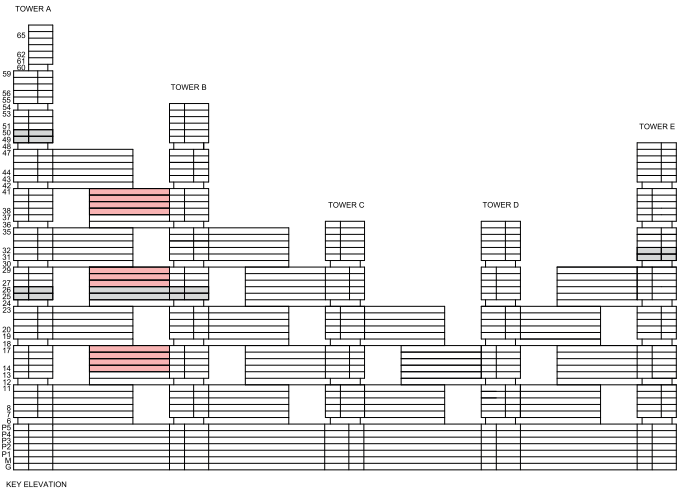
LEVEL 27-29



LEVEL 38-41

2 BEDROOM LINK APARTMENT
TYPE C (with maid room and powder room + balcony)

TOTAL SALEABLE AREA
SUITE = 1,293.93 SQ.FT.
BALCONY = 166.19 SQ.FT.
TOTAL = 1,460.12 SQ.FT.



List of unit numbers with this unit plan:

VIEWS

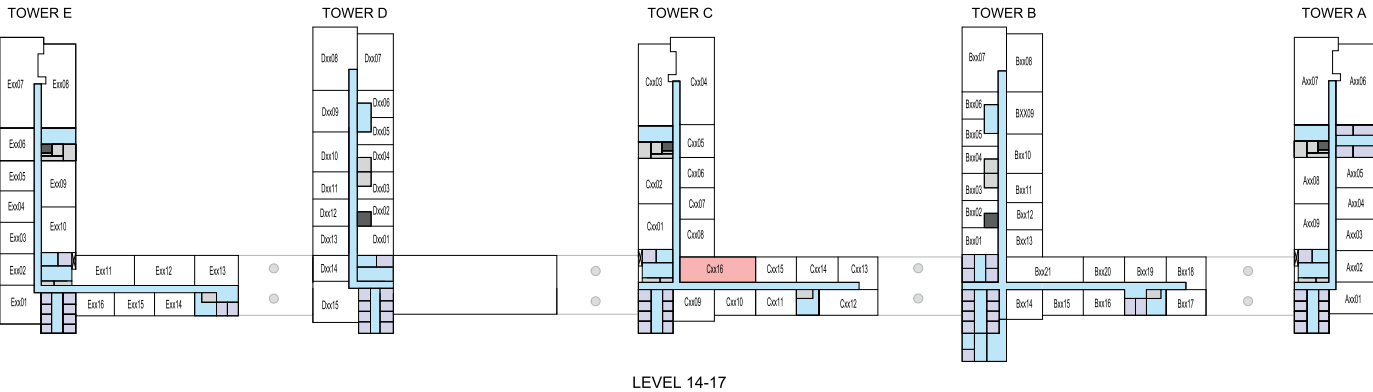
Golf Course, Creek, Amenities
B1421, B1521, B1621, B1721

Golf Course, Creek
B2721, B2821, B2921, B3821, B3921, B4021, B4121,

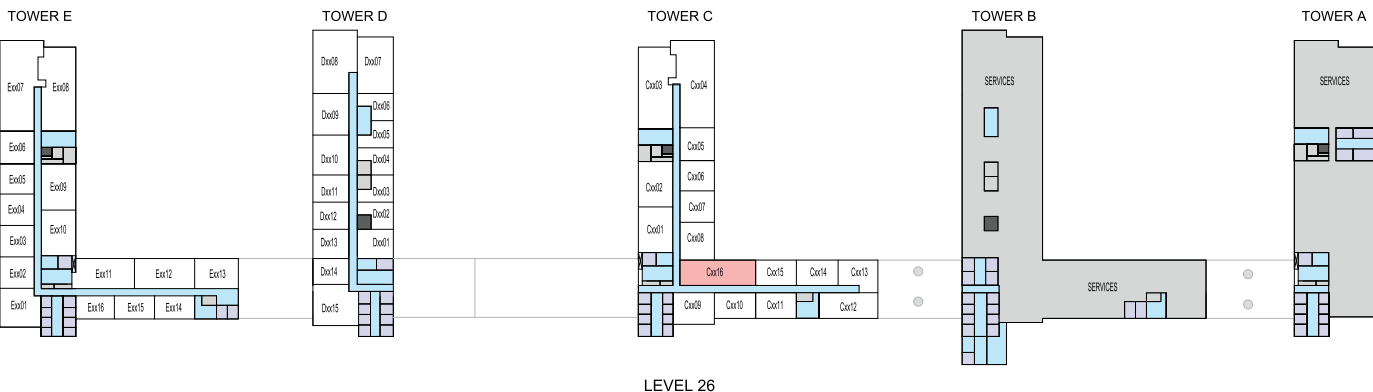
Disclaimer: 1. All dimensions are in metric, measured to wall finishes. 2. All materials, dimensions & drawings are approximate. 3. Information is subject to change without notice, at developer's absolute discretion. 4. Actual area may vary from the stated area. 5. Drawing are not to scale. 6. All images used are for illustrative purpose only and do not represent the actual size, features, specifications, fittings and furnishings. 7. The developer reserves the right to make revisions/ alterations, at its absolute discretion, without any liability whatsoever.

2 BEDROOM LINK APARTMENT
TYPE C (with powder room and maid room + balcony) VARIANT 1

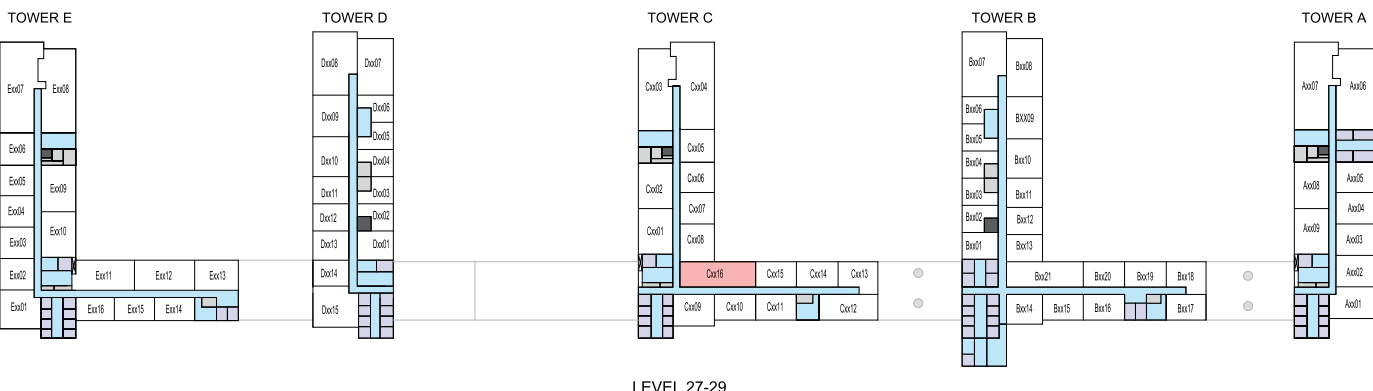
TOTAL SALEABLE AREA
SUITE = 1,379.18 SQ.FT.
BALCONY = 181.16 SQ.FT.
TOTAL = 1,560.34 SQ.FT.



LEVEL 14-17



LEVEL 26



LEVEL 27-29

2 BEDROOM LINK APARTMENT

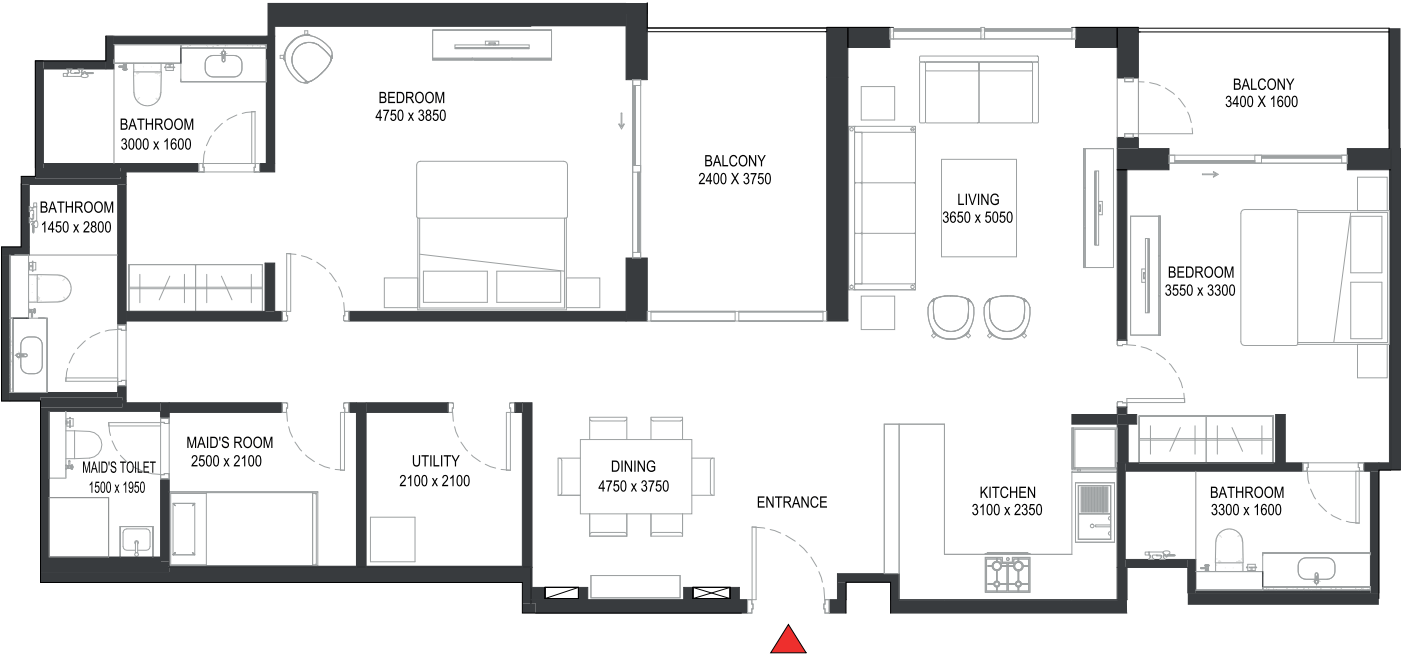
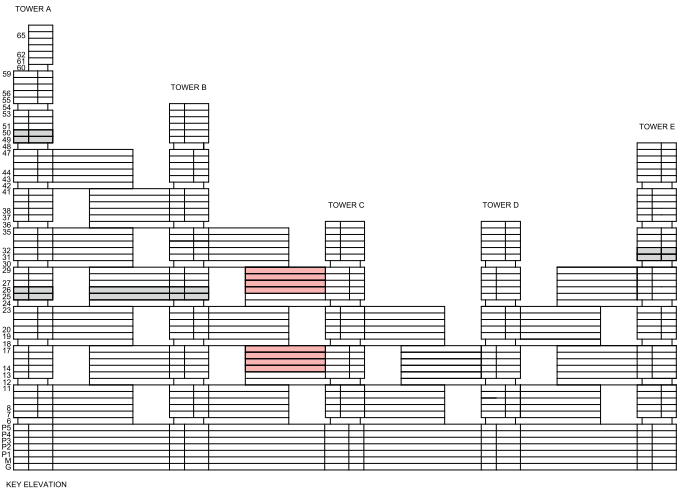
TYPE C (with powder room and maid room + balcony) VARIANT 1

TOTAL SALEABLE AREA

SUITE = 1,379.18 SQ.FT.

BALCONY = 181.16 SQ.FT.

TOTAL = 1,560.34 SQ.FT.



List of unit numbers with this unit plan:

Views

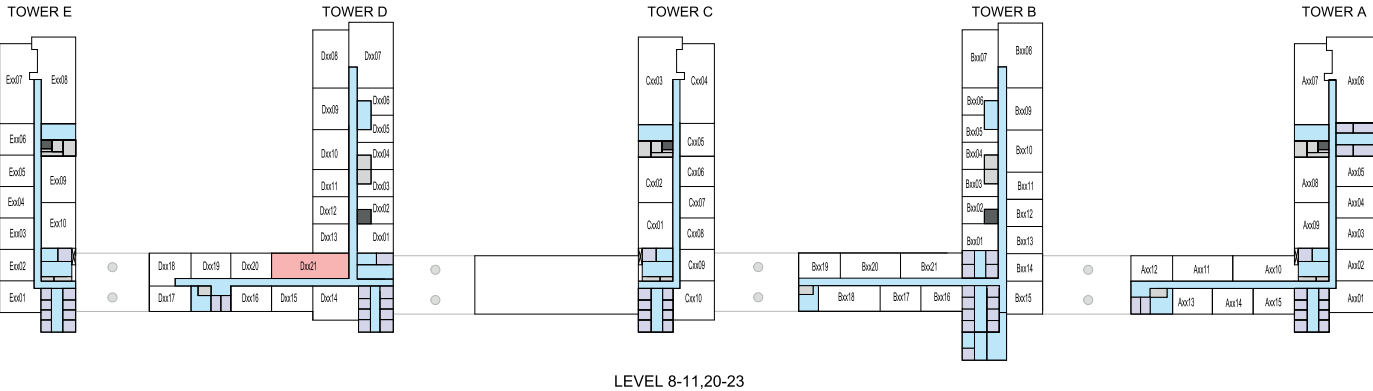
Golf Course, Creek, Amenities
C1416, C1516, C1616, C1716

Golf Course, Creek
C2616, C2716, C2816, C2916

Disclaimer: 1. All dimensions are in metric, measured to wall finishes. 2. All materials, dimensions & drawings are approximate. 3. Information is subject to change without notice, at developer's absolute discretion. 4. Actual area may vary from the stated area. 5. Drawing are not to scale. 6. All images used are for illustrative purpose only and do not represent the actual size, features, specifications, fittings and furnishings. 7. The developer reserves the right to make revisions/ alterations, at its absolute discretion, without any liability whatsoever.

2 BEDROOM LINK APARTMENT
TYPE C (with maid room and powder room + balcony) VARIANT 2

TOTAL SALEABLE AREA
SUITE = 1,293.93 SQ.FT.
BALCONY = 166.19 SQ.FT.
TOTAL = 1,460.12 SQ.FT.



LEVEL 8-11,20-23

Disclaimer: 1. All dimensions are in metric, measured to wall finishes. 2. All materials, dimensions & drawings are approximate. 3. Information is subject to change without notice, at developer's absolute discretion. 4. Actual area may vary from the stated area. 5. Drawing are not to scale. 6. All images used are for illustrative purpose only and do not represent the actual size, features, specifications, fittings and furnishings. 7. The developer reserves the right to make revisions/ alterations, at its absolute discretion, without any liability whatsoever.

2 BEDROOM LINK APARTMENT

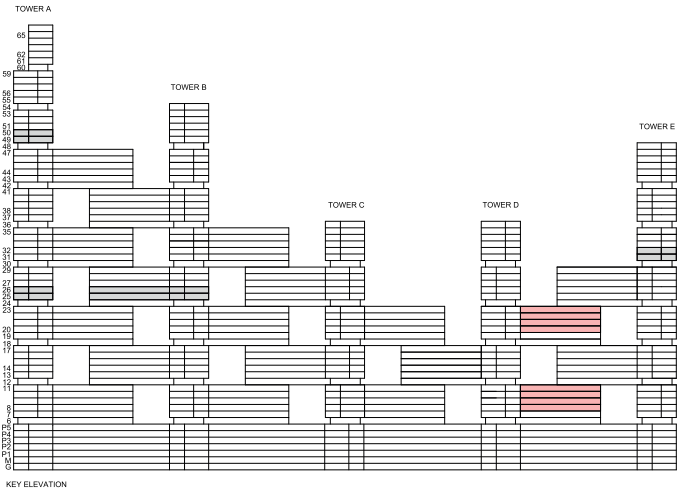
TYPE C (with maid room and powder room + balcony) VARIANT 2

TOTAL SALEABLE AREA

SUITE = 1,293.93 SQ.FT.

BALCONY = 166.19 SQ.FT.

TOTAL = 1,460.12 SQ.FT.



List of unit numbers with this unit plan:

VIEWS

Ras Al Khor, Amenities

D821, D921

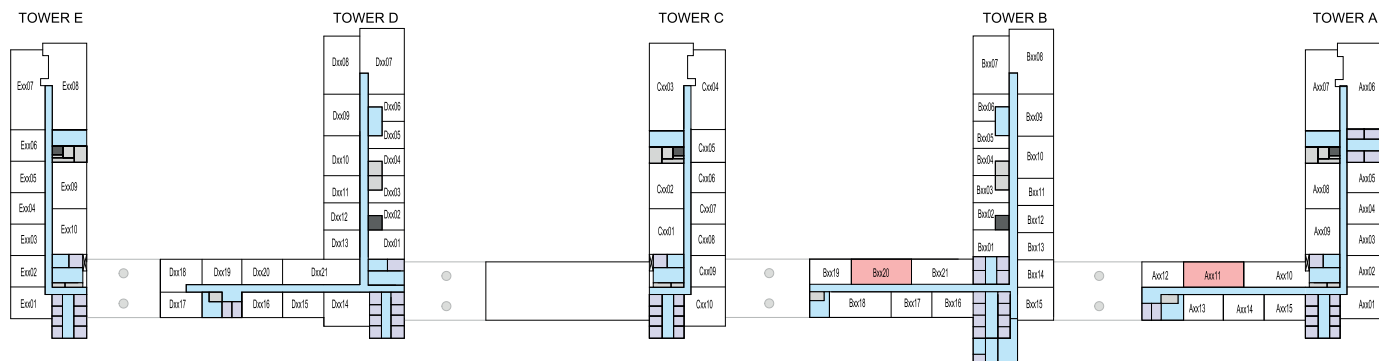
Ras Al Khor, Golf Course, Amenities

D1021, D1121, D2021, D2121, D2221, D2321

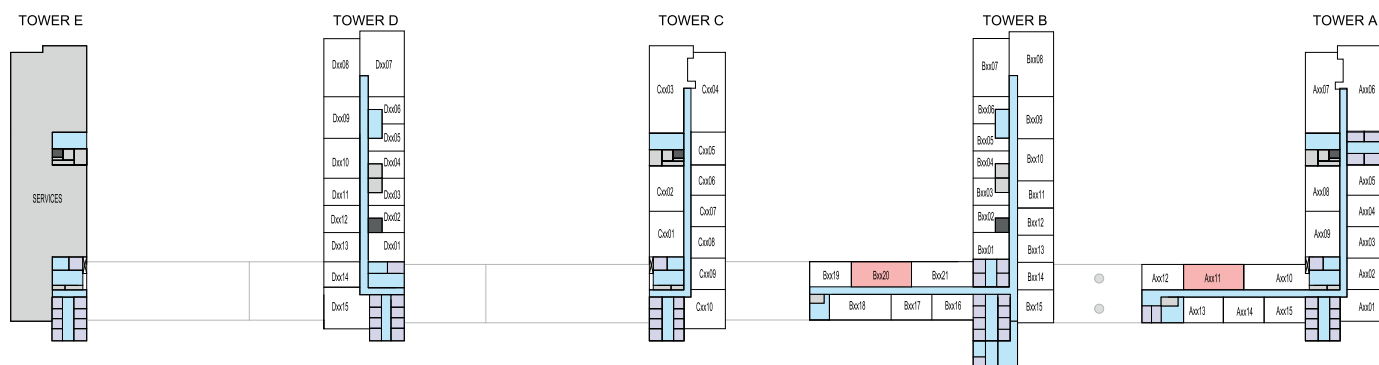
Disclaimer: 1. All dimensions are in metric, measured to wall finishes. 2. All materials, dimensions & drawings are approximate. 3. Information is subject to change without notice, at developer's absolute discretion. 4. Actual area may vary from the stated area. 5. Drawing are not to scale. 6. All images used are for illustrative purpose only and do not represent the actual size, features, specifications, fittings and furnishings. 7. The developer reserves the right to make revisions/ alterations, at its absolute discretion, without any liability whatsoever.

TYPE D (with maid room and powder room + balcony)

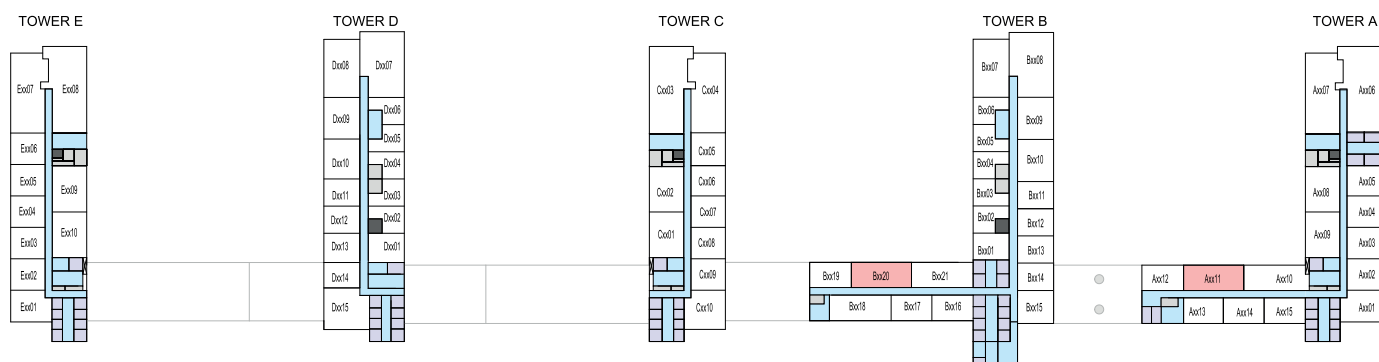
TOTAL = 1,252.38 SQ.FT.



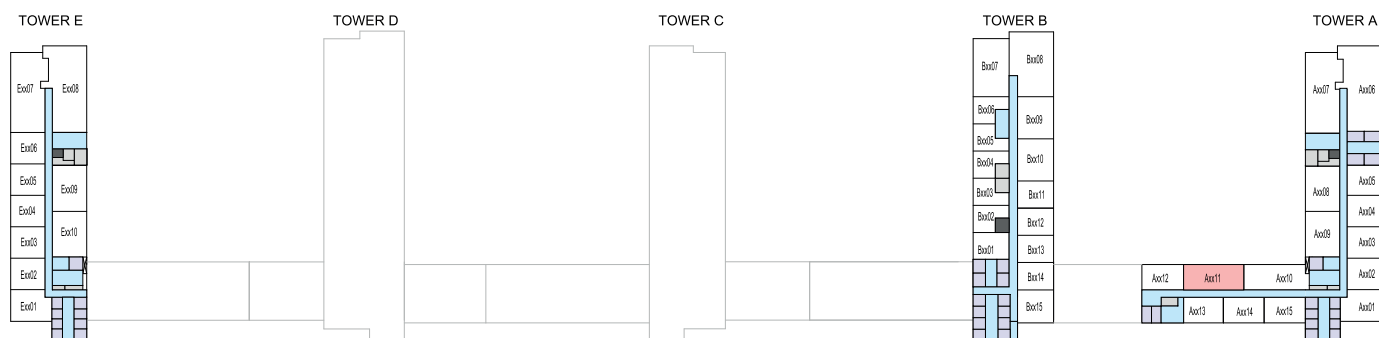
LEVEL 8-11,20-23



LEVEL 32



LEVEL 33-35



LEVEL 44-47

Disclaimer: 1. All dimensions are in metric, measured to wall finishes. 2. All materials, dimensions & drawings are approximate. 3. Information is subject to change without notice, at developer's absolute discretion. 4. Actual area may vary from the stated area. 5. Drawing are not to scale. 6. All images used are for illustrative purpose only and do not represent the actual size, features, specifications, fittings and furnishings. 7. The developer reserves the right to make revisions/ alterations, at its absolute discretion, without any liability whatsoever.

2 BEDROOM LINK APARTMENT

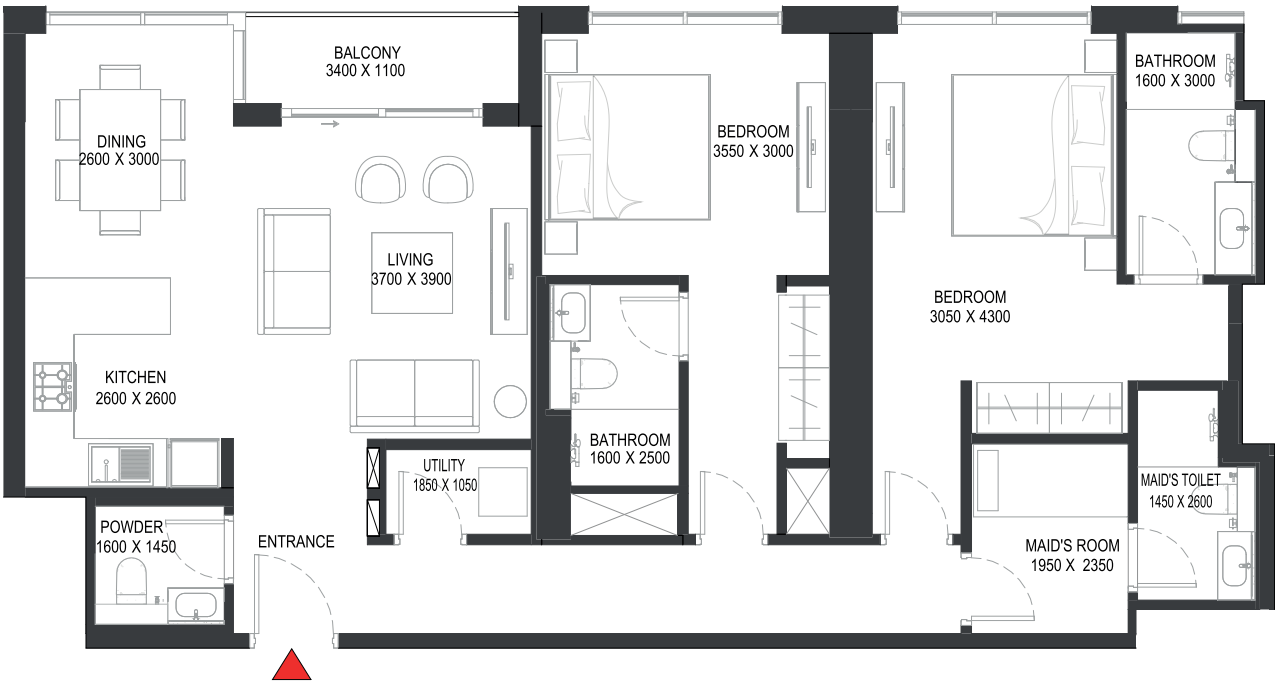
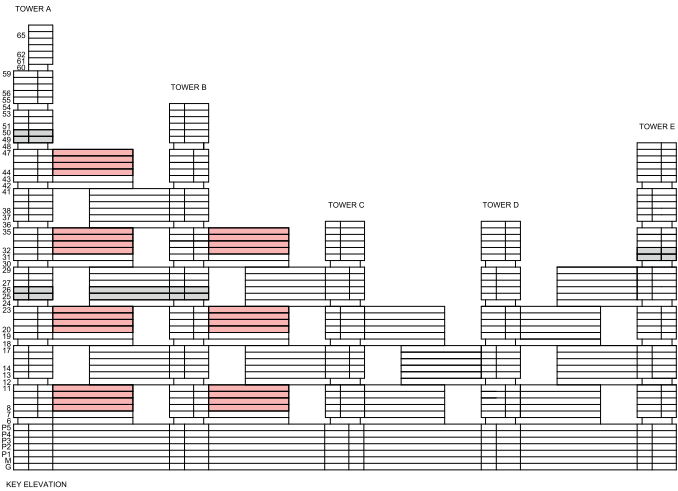
TYPE D (with maid room and powder room + balcony)

TOTAL SALEABLE AREA

SUITE = 1,204.91 SQ.FT.

BALCONY = 47.47 SQ.FT.

TOTAL = 1,252.38 SQ.FT.



List of unit numbers with this unit plan:

VIEWS

- Ras Al Khor, Creek, Amenities
A811, A911, B820, B920
- Ras Al Khor, Golf Course, Creek
A3211, A3311, A3411, A3511, A4411, A4511, A4611, A4711, B3220, B3320, B3420, B3520
- Ras Al Khor, Golf Course, Creek, Amenities
A1011, A1111, A2011, A2111, A2211, A2311, B1020, B1120, B2020, B2120, B2220, B2320

Disclaimer: 1. All dimensions are in metric, measured to wall finishes. 2. All materials, dimensions & drawings are approximate. 3. Information is subject to change without notice, at developer's absolute discretion. 4. Actual area may vary from the stated area. 5. Drawing are not to scale. 6. All images used are for illustrative purpose only and do not represent the actual size, features, specifications, fittings and furnishings. 7. The developer reserves the right to make revisions/ alterations, at its absolute discretion, without any liability whatsoever.

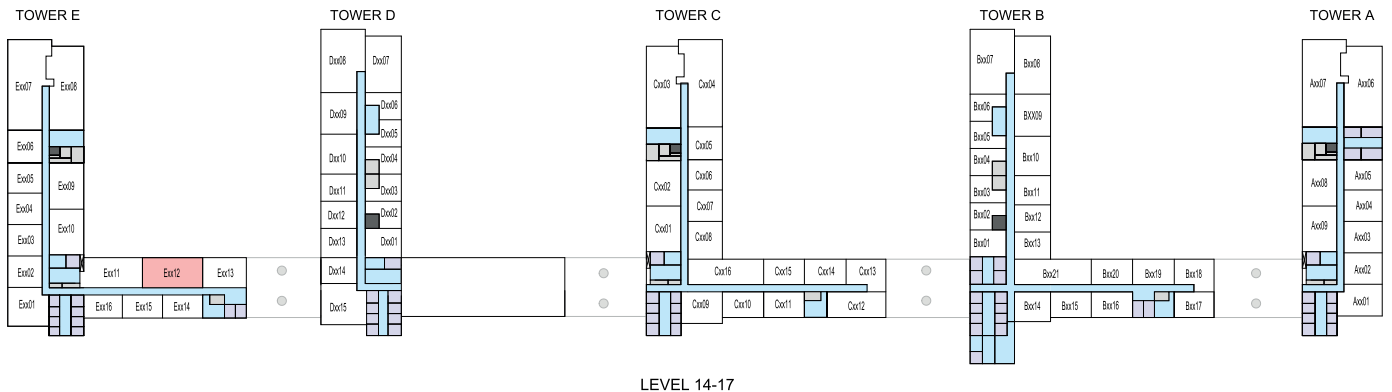
TYPE D (with maid room and powder room + balcony) VARIANT 1

TOTAL SALEABLE AREA

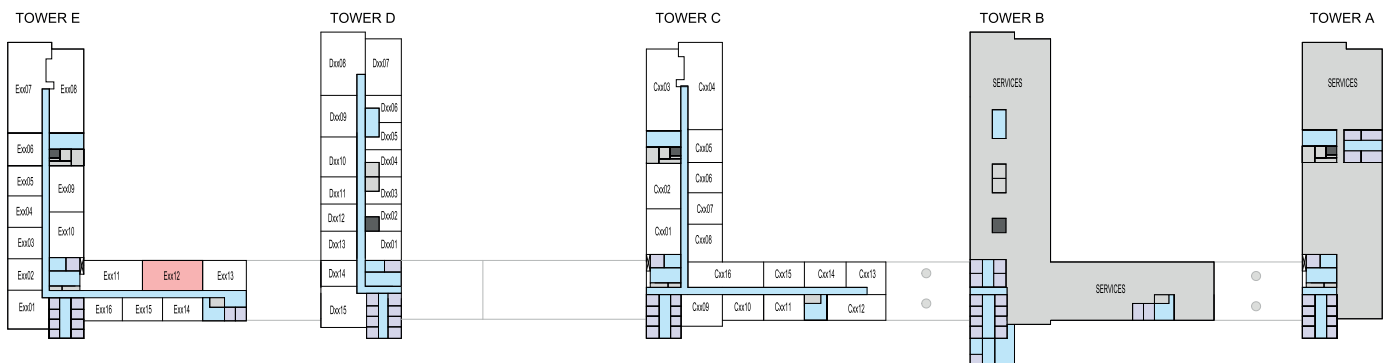
SUITE = 1,204.91 SQ.FT.

BALCONY = 47.47 SQ.FT.

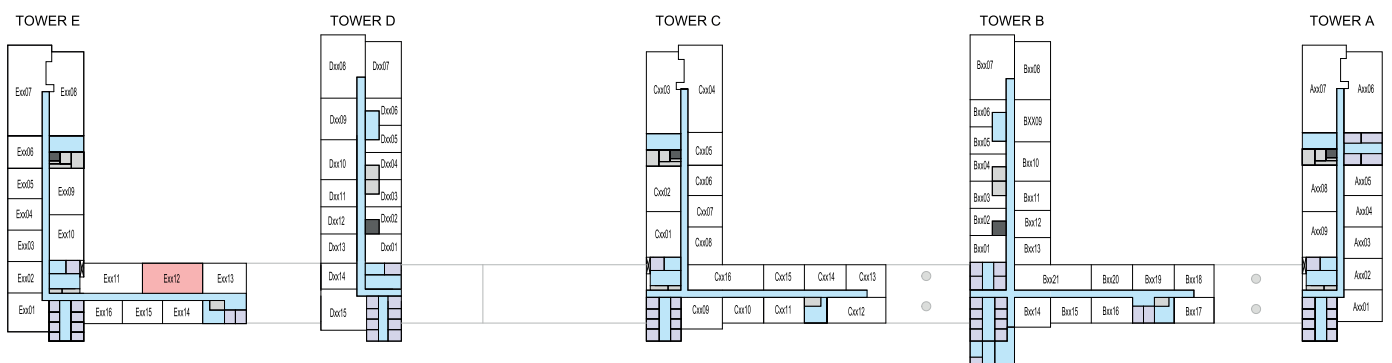
TOTAL = 1,252.38 SQ.FT.



LEVEL 14-17



LEVEL 26



LEVEL 27-29

2 BEDROOM LINK APARTMENT

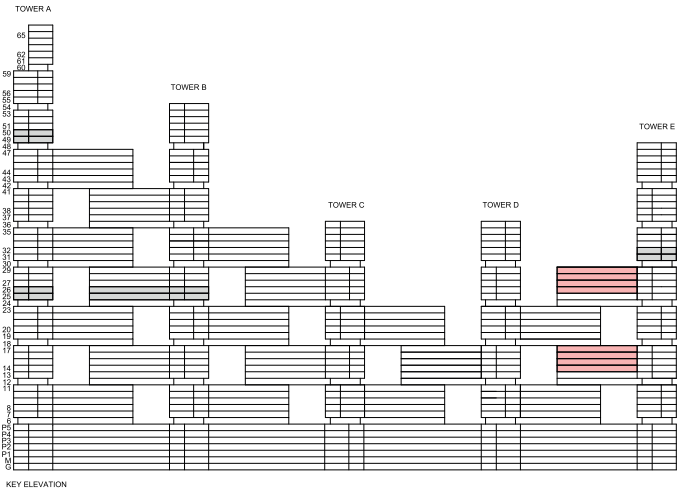
TYPE D (with maid room and powder room + balcony) VARIANT 1

TOTAL SALEABLE AREA

SUITE = 1,204.91 SQ.FT.

BALCONY = 47.47 SQ.FT.

TOTAL = 1,252.38 SQ.FT.



List of unit numbers with this unit plan:

VIEWS

Ras Al Khor, Golf Course, Creek, Amenities

E1412, E1512, E1612, E1712,

Ras Al Khor, Golf Course, Creek

E2612, E2712, E2812, E2912

Disclaimer: 1. All dimensions are in metric, measured to wall finishes. 2. All materials, dimensions & drawings are approximate. 3. Information is subject to change without notice, at developer's absolute discretion. 4. Actual area may vary from the stated area. 5. Drawing are not to scale. 6. All images used are for illustrative purpose only and do not represent the actual size, features, specifications, fittings and furnishings. 7. The developer reserves the right to make revisions/ alterations, at its absolute discretion, without any liability whatsoever.

2 BEDROOM LINK APARTMENT

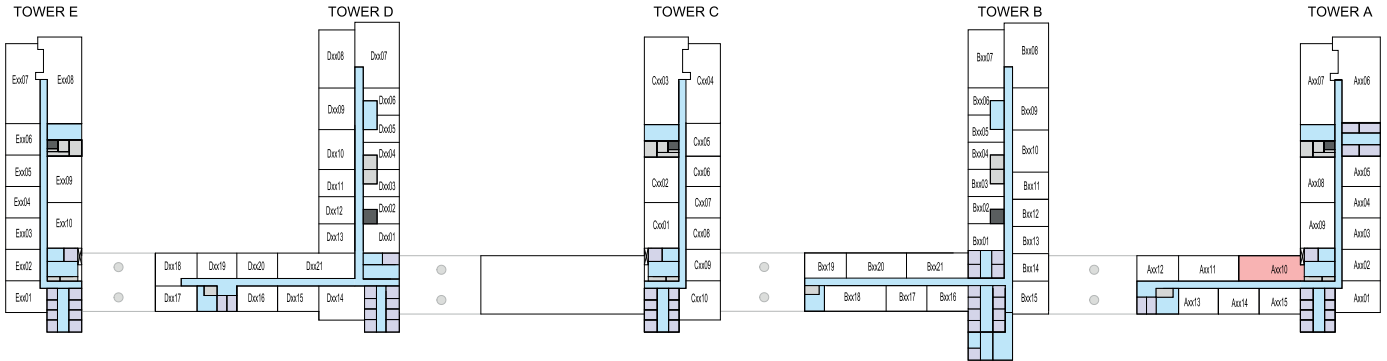
TYPE D (with maid room and powder room + balcony) VARIANT 2

TOTAL SALEABLE AREA

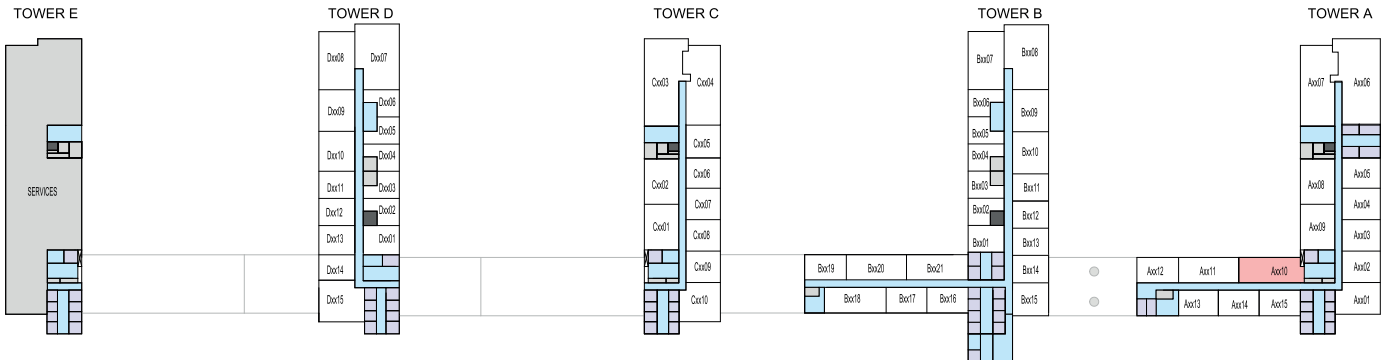
SUITE = 1,262.39 SQ.FT.

BALCONY = 49.73 SQ.FT.

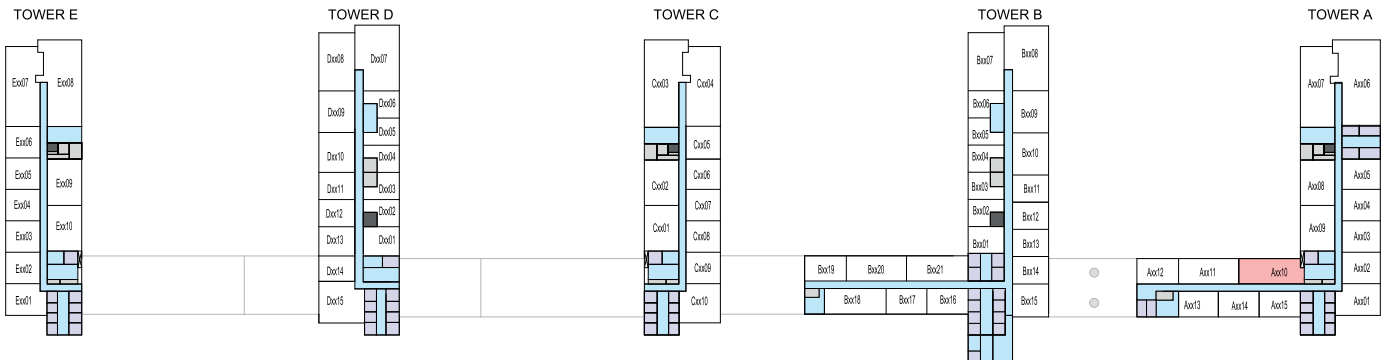
TOTAL = 1,312.12 SQ.FT.



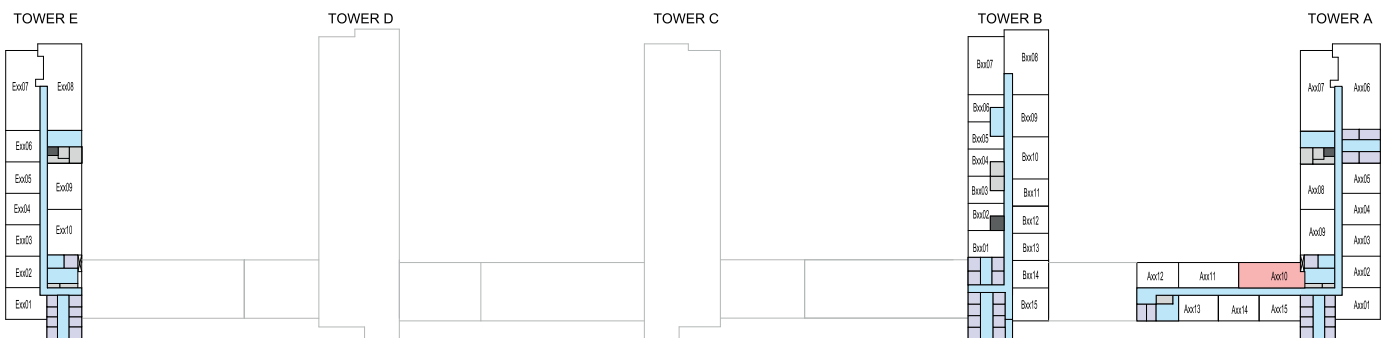
LEVEL 8-11,20-23



LEVEL 32



LEVEL 33-35

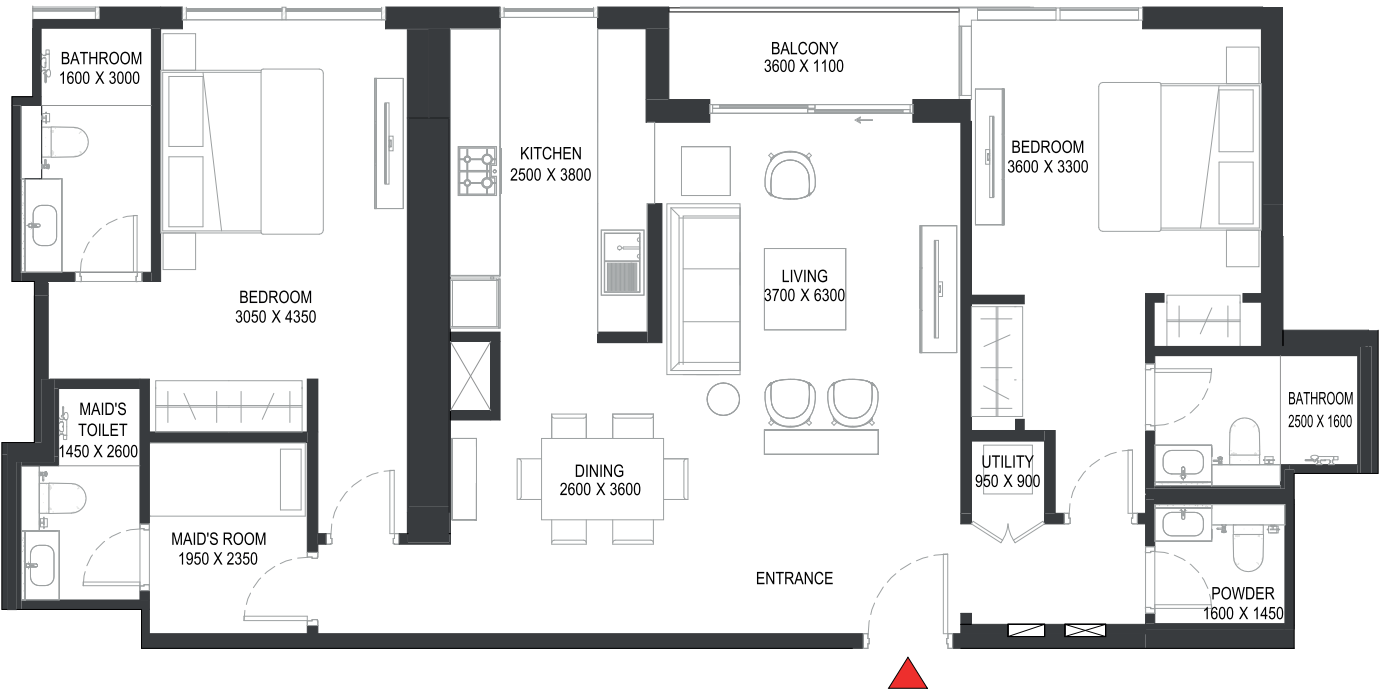
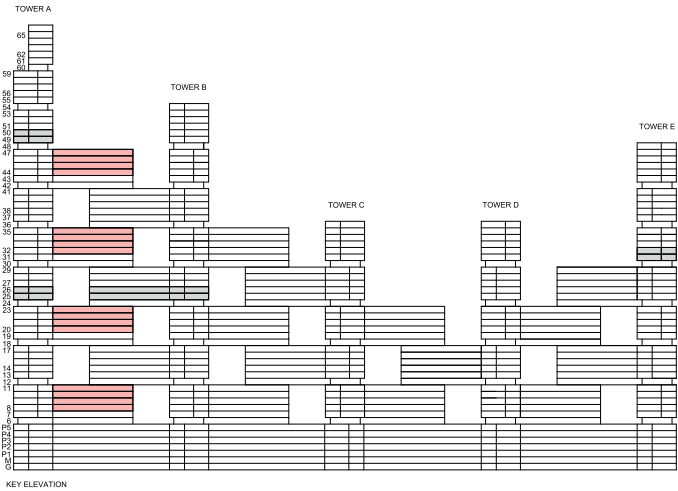


LEVEL 44-47

2 BEDROOM LINK APARTMENT

TYPE D (with maid room and powder room + balcony) VARIANT 2

TOTAL SALEABLE AREA
 SUITE = 1,262.39 SQ.FT.
 BALCONY = 49.73 SQ.FT.
 TOTAL = 1,312.12 SQ.FT.



List of unit numbers with this unit plan:

VIEWS

Ras Al Khor, Amenities
 A810, A910

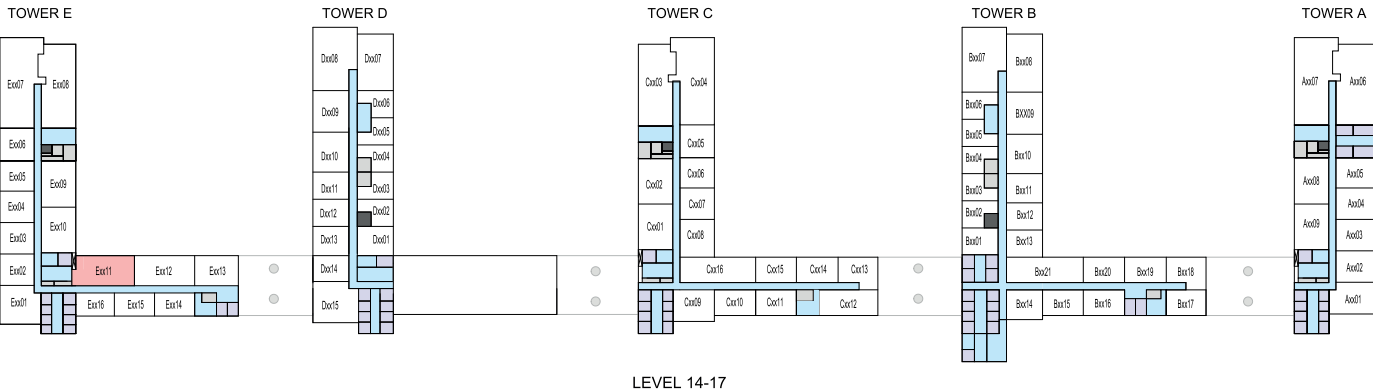
Ras Al Khor, Golf Course, Amenities
 A1010, A1110, A2010, A2110, A2210, A2310

Ras Al Khor, Golf Course
 A3210, A3310, A3410, A3510, A4410, A4510, A4610, A4710

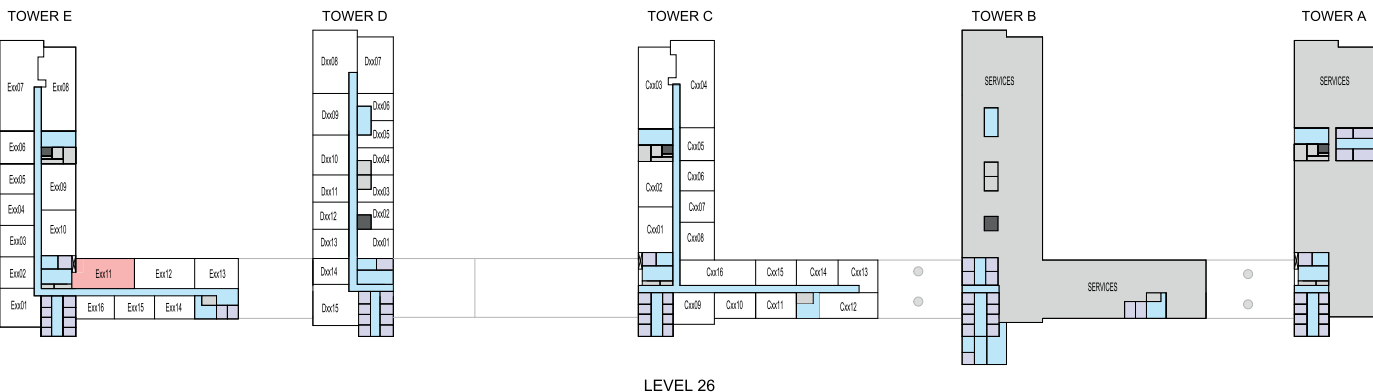
Disclaimer: 1. All dimensions are in metric, measured to wall finishes. 2. All materials, dimensions & drawings are approximate. 3. Information is subject to change without notice, at developer's absolute discretion. 4. Actual area may vary from the stated area. 5. Drawing are not to scale. 6. All images used are for illustrative purpose only and do not represent the actual size, features, specifications, fittings and furnishings. 7. The developer reserves the right to make revisions/ alterations, at its absolute discretion, without any liability whatsoever.

2 BEDROOM LINK APARTMENT
TYPE D (with maid room and powder room + balcony) VARIANT 3

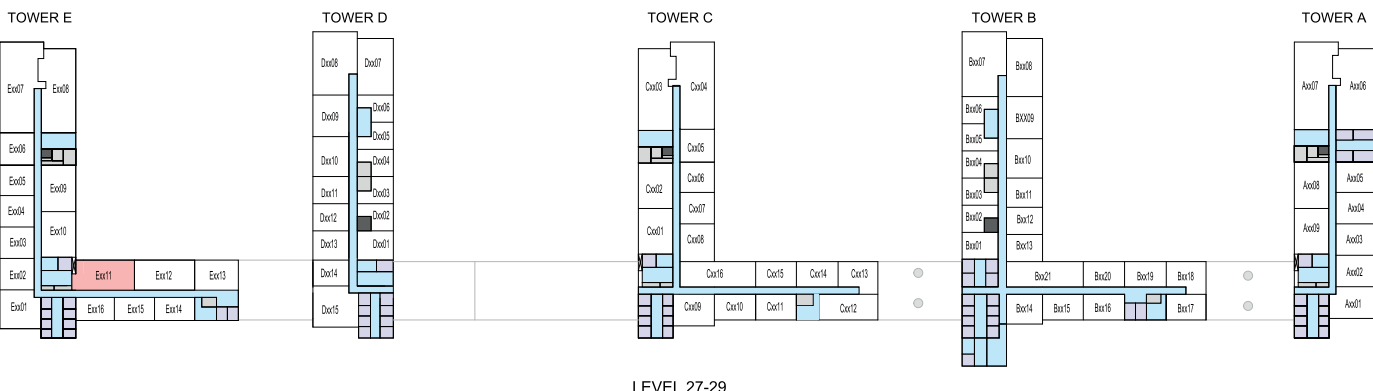
TOTAL SALEABLE AREA
SUITE = 1,262.39 SQ.FT.
BALCONY = 49.73 SQ.FT.
TOTAL = 1,312.12 SQ.FT.



LEVEL 14-17



LEVEL 26

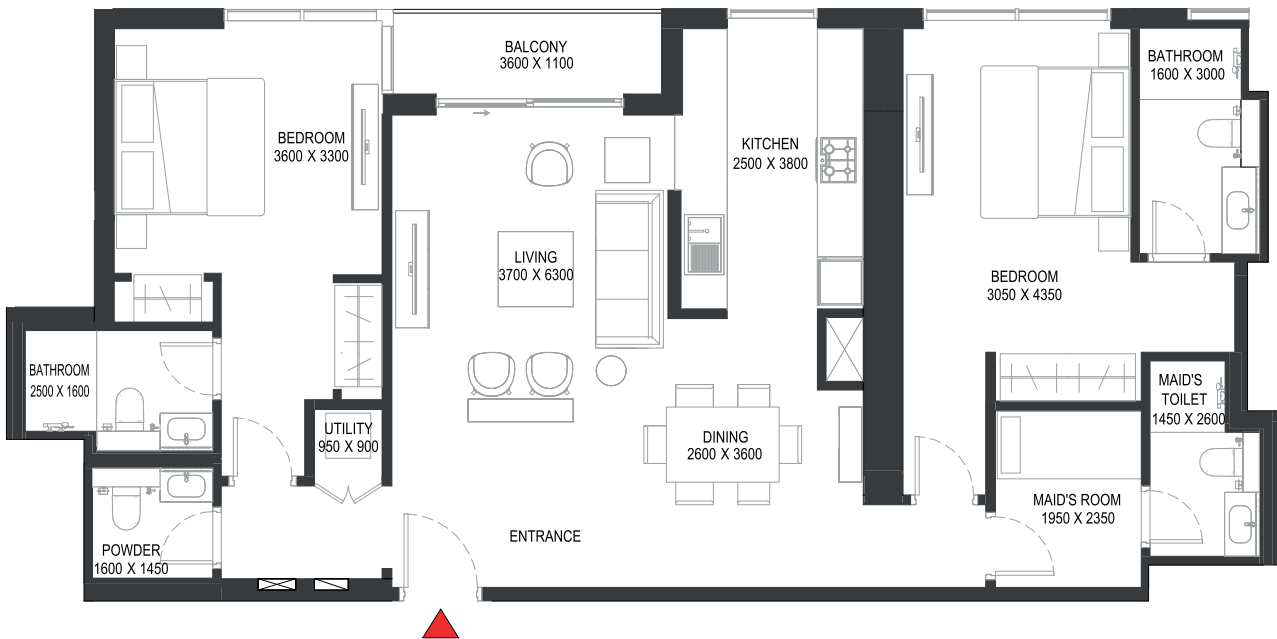
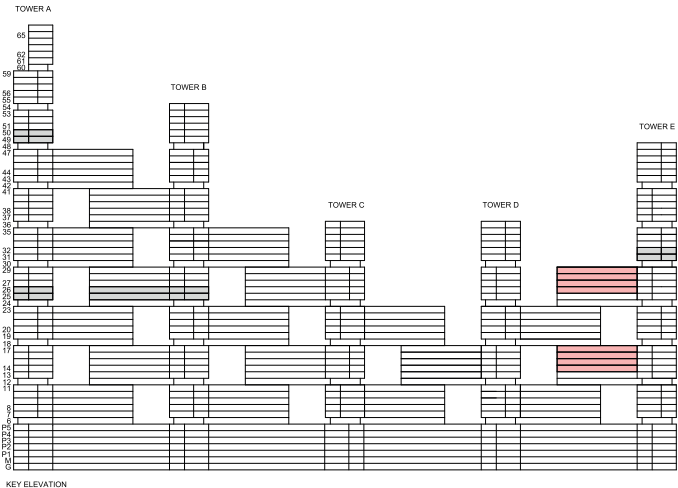


LEVEL 27-29

2 BEDROOM LINK APARTMENT

TYPE D (with maid room and powder room + balcony) VARIANT 3

TOTAL SALEABLE AREA
SUITE = 1,262.39 SQ.FT.
BALCONY = 49.73 SQ.FT.
TOTAL = 1,312.12 SQ.FT.



List of unit numbers with this unit plan:

VIEWS

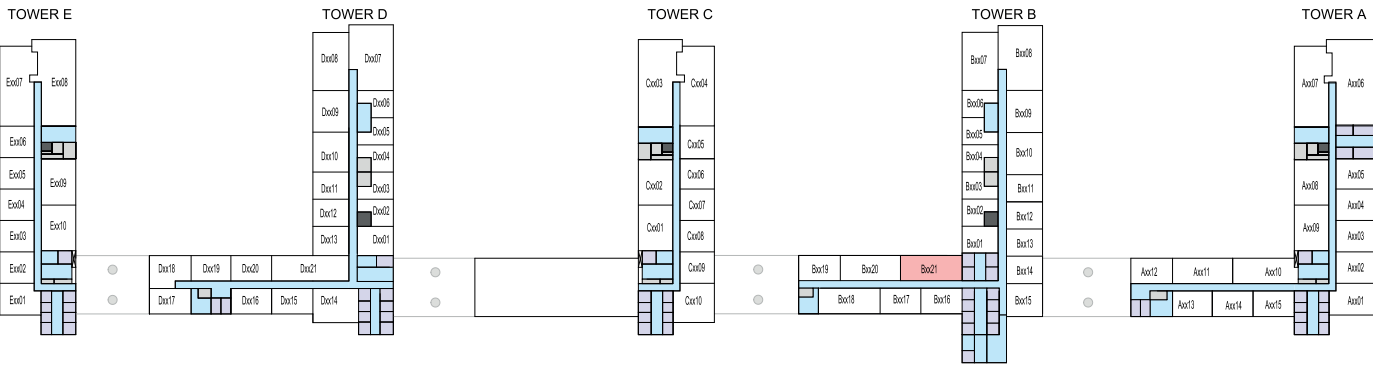
Golf Course, Creek, Amenities
E1411, E1511, E1611, E1711

Golf Course, Creek
E2611, E2711, E2811, E2911

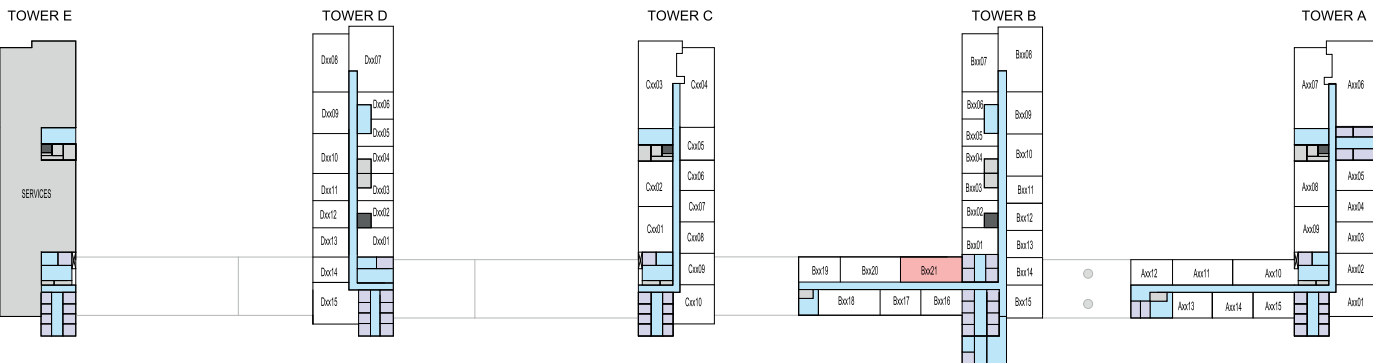
Disclaimer: 1. All dimensions are in metric, measured to wall finishes. 2. All materials, dimensions & drawings are approximate. 3. Information is subject to change without notice, at developer's absolute discretion. 4. Actual area may vary from the stated area. 5. Drawing are not to scale. 6. All images used are for illustrative purpose only and do not represent the actual size, features, specifications, fittings and furnishings. 7. The developer reserves the right to make revisions/ alterations, at its absolute discretion, without any liability whatsoever.

2 BEDROOM LINK APARTMENT
TYPE D (with maid room and powder room + balcony) VARIANT 4

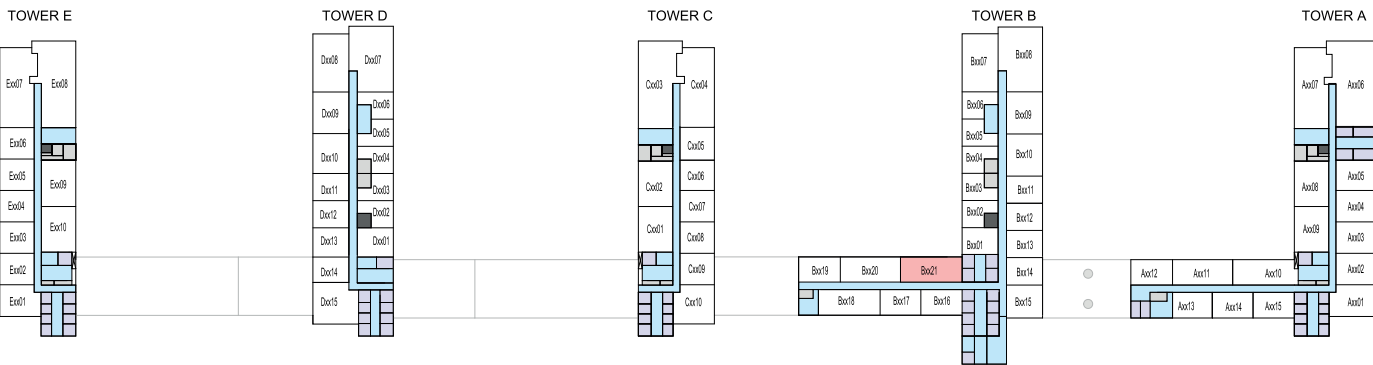
TOTAL SALEABLE AREA
SUITE = 1,205.77 SQ.FT.
BALCONY = 49.73 SQ.FT.
TOTAL = 1,255.50 SQ.FT.



LEVEL 8-11,20-23



LEVEL 32

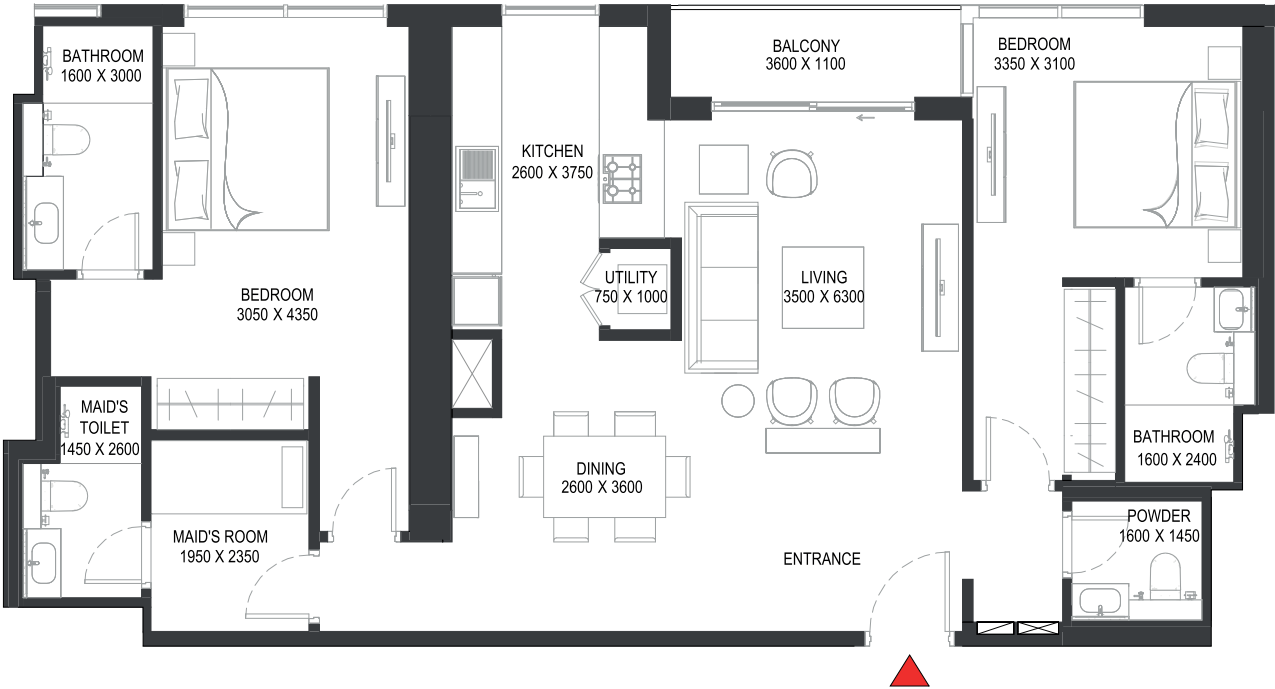
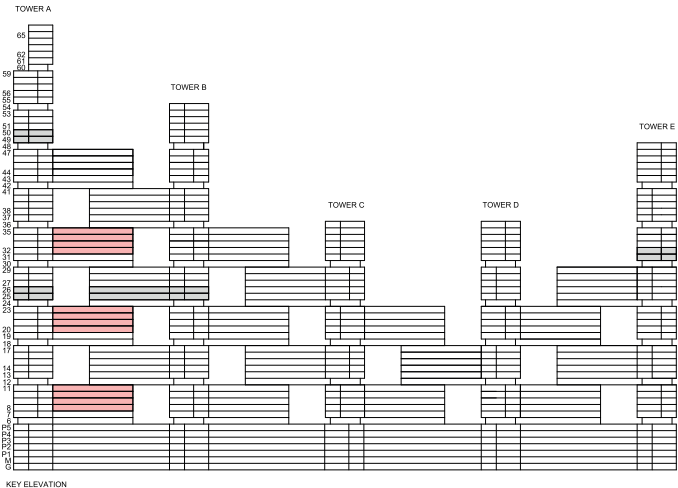


LEVEL 33-35

2 BEDROOM LINK APARTMENT

TYPE D (with maid room and powder room + balcony) VARIANT 4

TOTAL SALEABLE AREA
SUITE = 1,205.77 SQ.FT.
BALCONY = 49.73 SQ.FT.
TOTAL = 1,255.50 SQ.FT.



List of unit numbers with this unit plan:

VIEWS

Ras Al Khor, Amenities
B821, B921

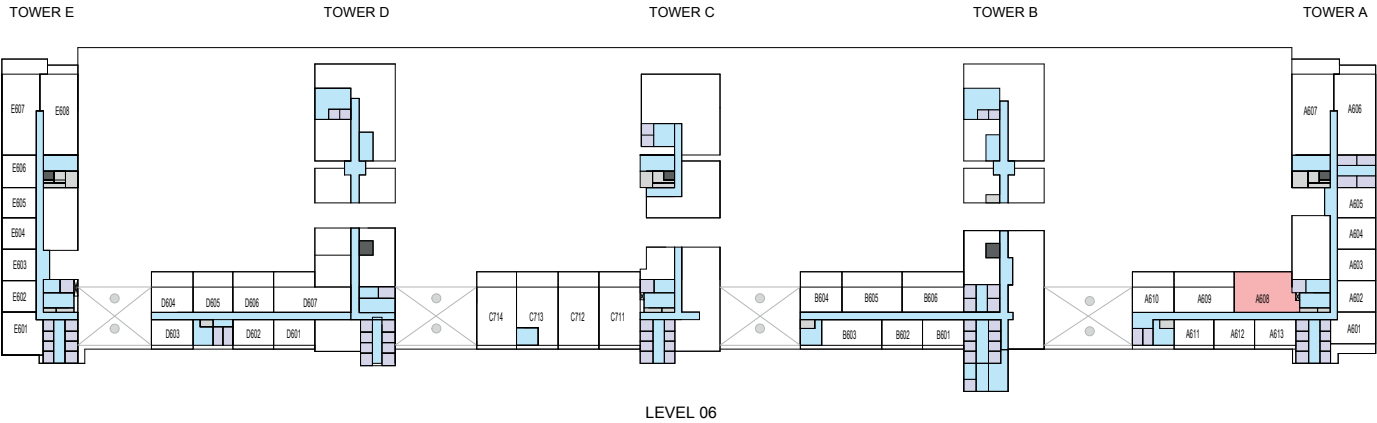
Ras Al Khor, Golf Course, Amenities
B1021, B1121, B2021, B2121, B2221, B2321

Ras Al Khor, Golf Course
B3221, B3321, B3421, B3521

Disclaimer: 1. All dimensions are in metric, measured to wall finishes. 2. All materials, dimensions & drawings are approximate. 3. Information is subject to change without notice, at developer's absolute discretion. 4. Actual area may vary from the stated area. 5. Drawing are not to scale. 6. All images used are for illustrative purpose only and do not represent the actual size, features, specifications, fittings and furnishings. 7. The developer reserves the right to make revisions/ alterations, at its absolute discretion, without any liability whatsoever.

2 BEDROOM LINK APARTMENT
TYPE D (with maid room and powder room + yard) VARIANT 5

TOTAL SALEABLE AREA
SUITE = 1,261.42 SQ.FT.
YARD = 496.43 SQ.FT.
TOTAL = 1,757.85 SQ.FT.



LEVEL 06

Disclaimer: 1. All dimensions are in metric, measured to wall finishes. 2. All materials, dimensions & drawings are approximate. 3. Information is subject to change without notice, at developer's absolute discretion. 4. Actual area may vary from the stated area. 5. Drawing are not to scale. 6. All images used are for illustrative purpose only and do not represent the actual size, features, specifications, fittings and furnishings. 7. The developer reserves the right to make revisions/ alterations, at its absolute discretion, without any liability whatsoever.

2 BEDROOM LINK APARTMENT

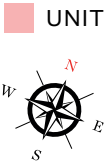
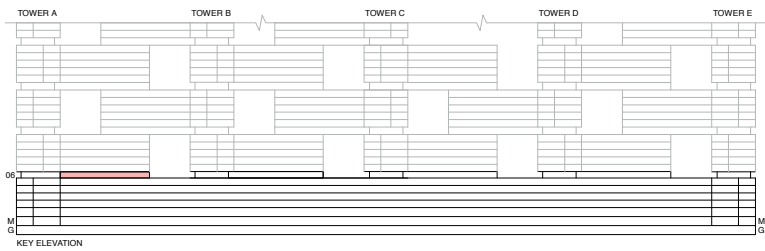
TYPE D (with maid room and powder room + yard) VARIANT 5

TOTAL SALEABLE AREA

SUITE = 1,261.42 SQ.FT.

YARD = 496.43 SQ.FT.

TOTAL = 1,757.85 SQ.FT.



List of unit numbers with this unit plan:

VIEWS

Amenities

A608

Disclaimer: 1. All dimensions are in metric, measured to wall finishes. 2. All materials, dimensions & drawings are approximate. 3. Information is subject to change without notice, at developer's absolute discretion. 4. Actual area may vary from the stated area. 5. Drawing are not to scale. 6. All images used are for illustrative purpose only and do not represent the actual size, features, specifications, fittings and furnishings. 7. The developer reserves the right to make revisions/ alterations, at its absolute discretion, without any liability whatsoever.

2 BEDROOM LINK APARTMENT

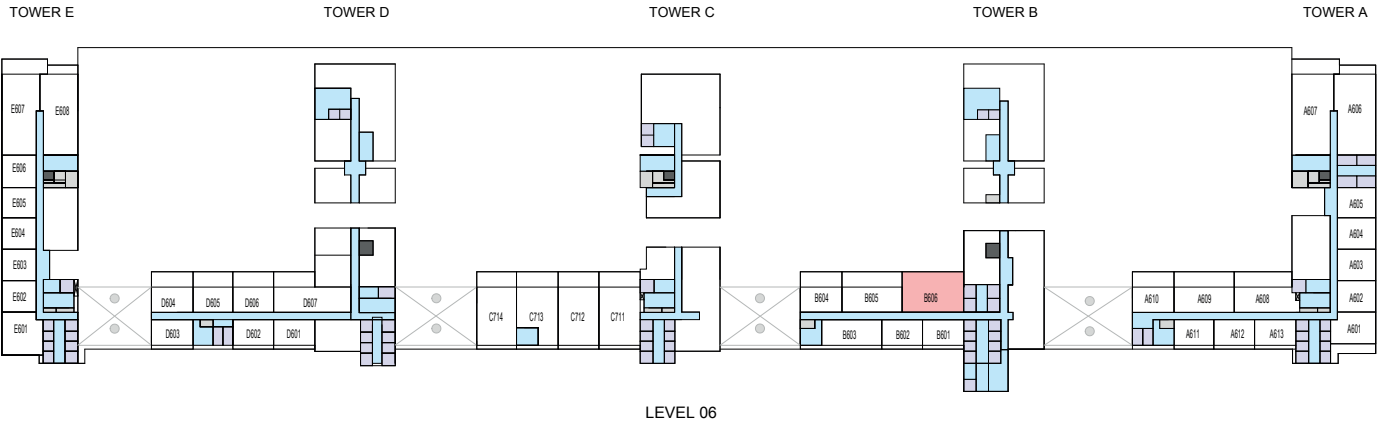
TYPE D (with maid room and powder room + yard) VARIANT 6

TOTAL SALEABLE AREA

SUITE = 1,237.42 SQ.FT.

YARD = 487.82 SQ.FT.

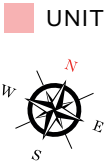
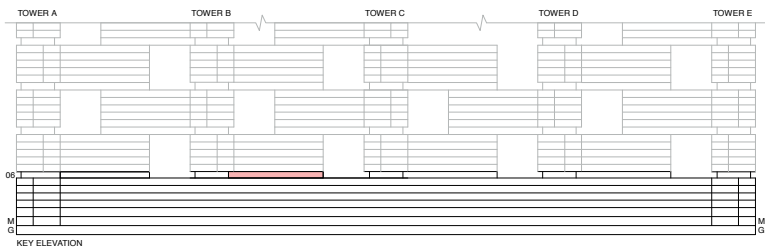
TOTAL = 1,725.24 SQ.FT.



LEVEL 06

2 BEDROOM LINK APARTMENT
TYPE D (with maid room and powder room + yard) VARIANT 6

TOTAL SALEABLE AREA
SUITE = 1,237.42 SQ.FT.
YARD = 487.82 SQ.FT.
TOTAL = 1,725.24 SQ.FT.



List of unit numbers with this unit plan:

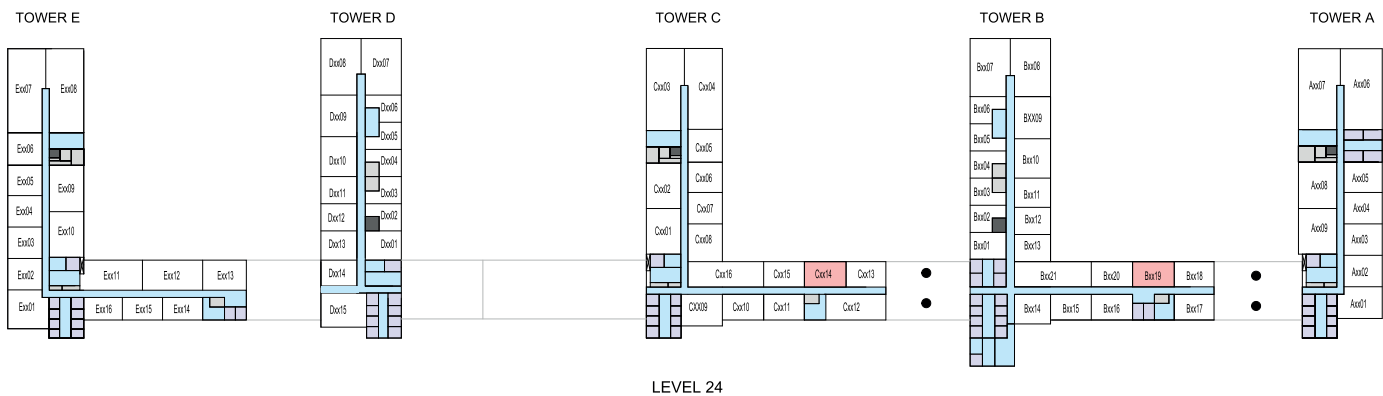
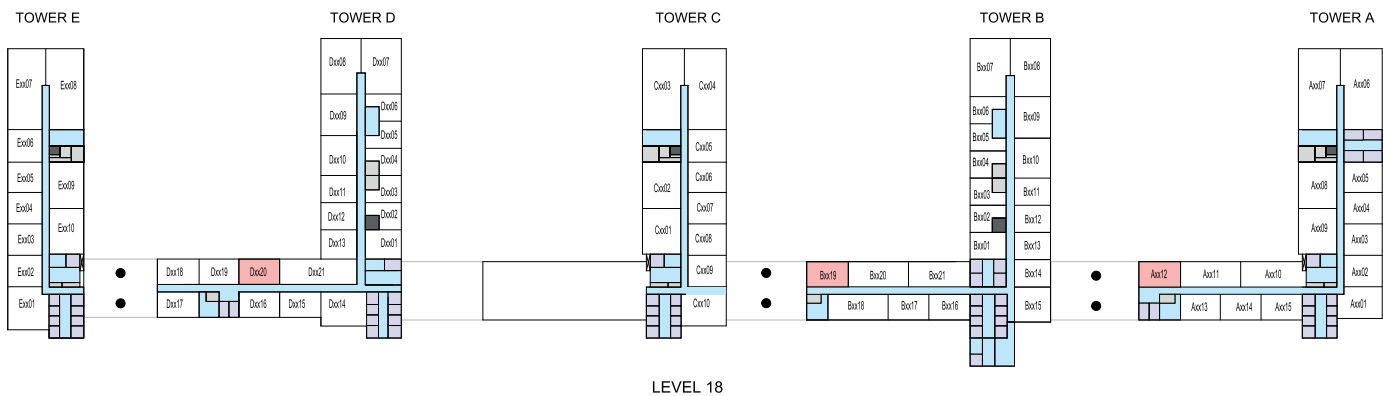
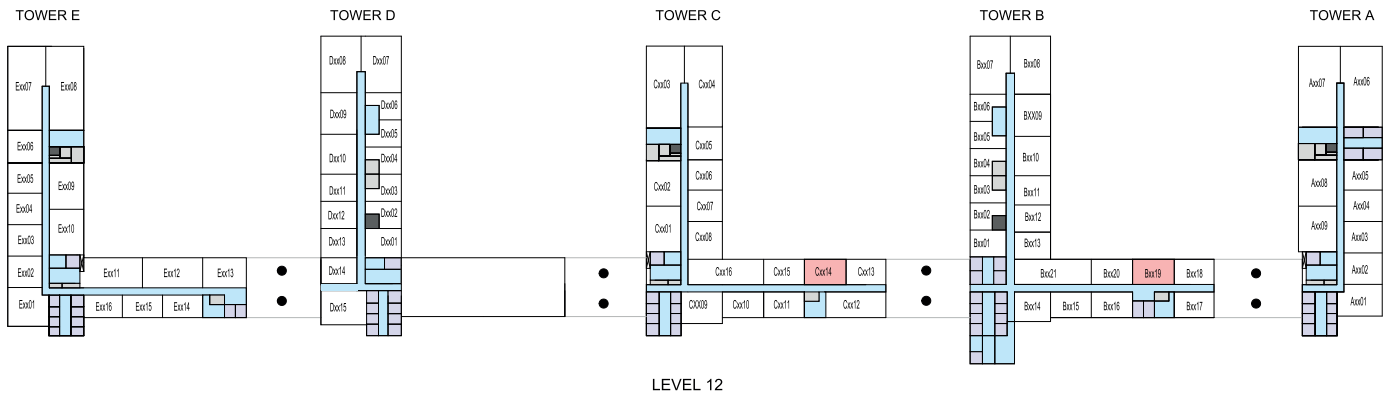
VIEWS

Amenities
B606

Disclaimer: 1. All dimensions are in metric, measured to wall finishes. 2. All materials, dimensions & drawings are approximate. 3. Information is subject to change without notice, at developer's absolute discretion. 4. Actual area may vary from the stated area. 5. Drawing are not to scale. 6. All images used are for illustrative purpose only and do not represent the actual size, features, specifications, fittings and furnishings. 7. The developer reserves the right to make revisions/ alterations, at its absolute discretion, without any liability whatsoever.

2 BEDROOM LINK APARTMENT
TYPE F (with yard)

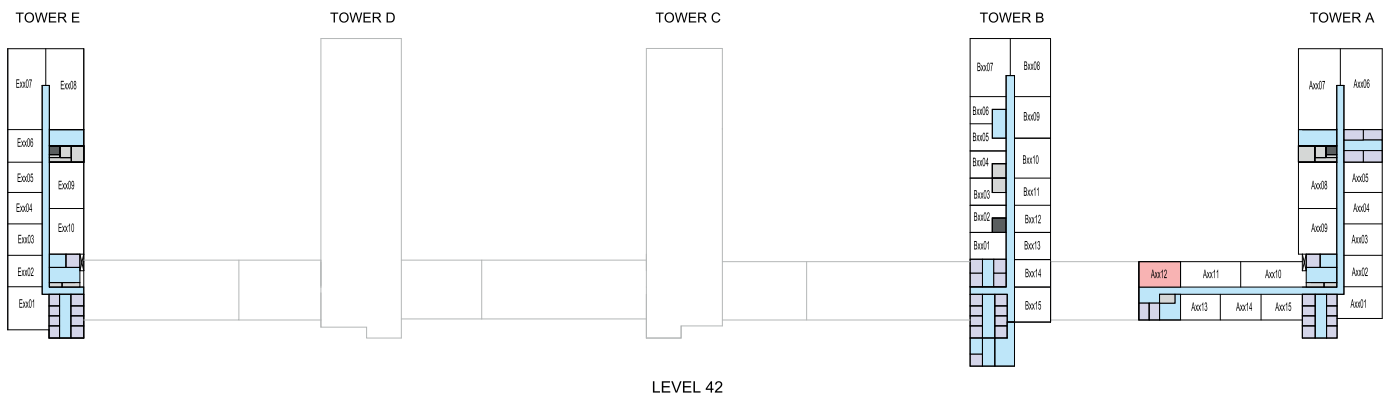
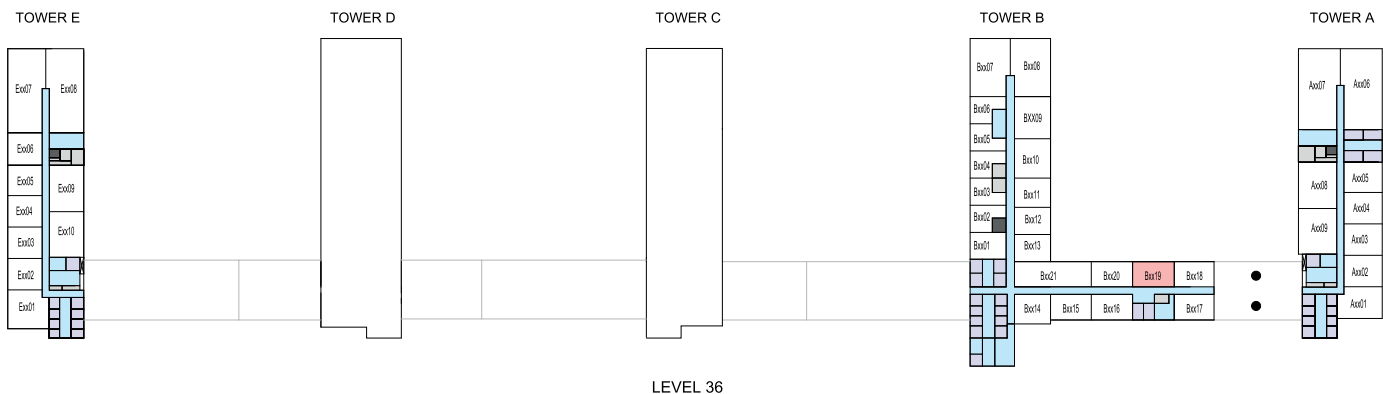
TOTAL SALEABLE AREA
SUITE = 803.31 SQ.FT.
YARD = 138.10 SQ.FT.
TOTAL = 941.41 SQ.FT.



Disclaimer: 1. All dimensions are in metric, measured to wall finishes. 2. All materials, dimensions & drawings are approximate. 3. Information is subject to change without notice, at developer's absolute discretion. 4. Actual area may vary from the stated area. 5. Drawing are not to scale. 6. All images used are for illustrative purpose only and do not represent the actual size, features, specifications, fittings and furnishings. 7. The developer reserves the right to make revisions/ alterations, at its absolute discretion, without any liability whatsoever.

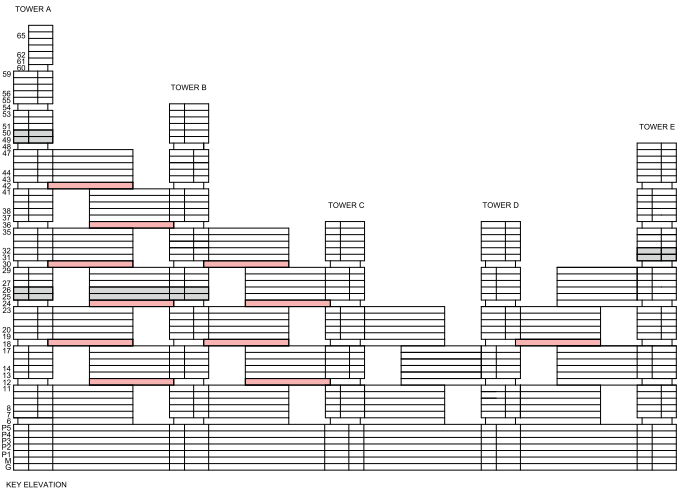
2 BEDROOM LINK APARTMENT
TYPE F (with yard)

TOTAL SALEABLE AREA
SUITE = 803.31 SQ.FT.
YARD = 138.10 SQ.FT.
TOTAL = 941.41 SQ.FT.



2 BEDROOM LINK APARTMENT
TYPE F (with yard)

TOTAL SALEABLE AREA
SUITE = 803.31 SQ.FT.
YARD = 138.10 SQ.FT.
TOTAL = 941.41 SQ.FT.



List of unit numbers with this unit plan:

VIEWS

Ras Al Khor, Golf Course, Creek, Amenities
A1812, B1219, B1819, B2419, C1214, C2414

Ras Al Khor, Golf Course, Creek
A3012, A4212, B3019, B3619

Ras Al Khor, Golf Course, Amenities
D1820

Disclaimer: 1. All dimensions are in metric, measured to wall finishes. 2. All materials, dimensions & drawings are approximate. 3. Information is subject to change without notice, at developer's absolute discretion. 4. Actual area may vary from the stated area. 5. Drawing are not to scale. 6. All images used are for illustrative purpose only and do not represent the actual size, features, specifications, fittings and furnishings. 7. The developer reserves the right to make revisions/ alterations, at its absolute discretion, without any liability whatsoever.

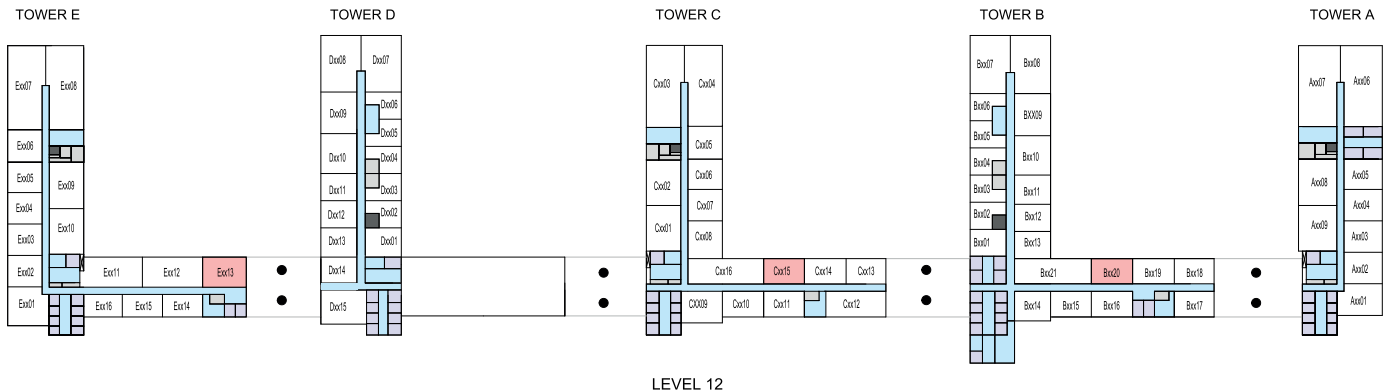
TYPE F (with yard) VARIANT 1

TOTAL SALEABLE AREA

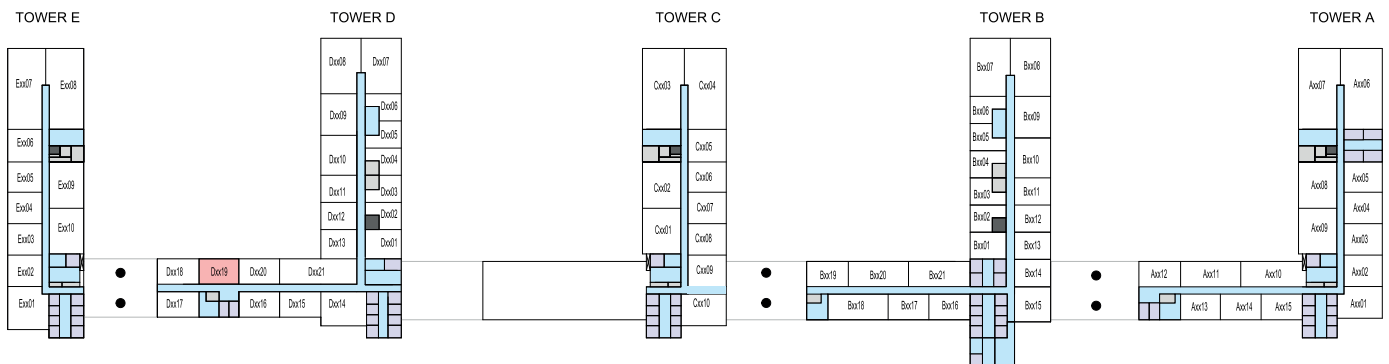
SUITE = 803.31 SQ.FT.

YARD = 138.10 SQ.FT.

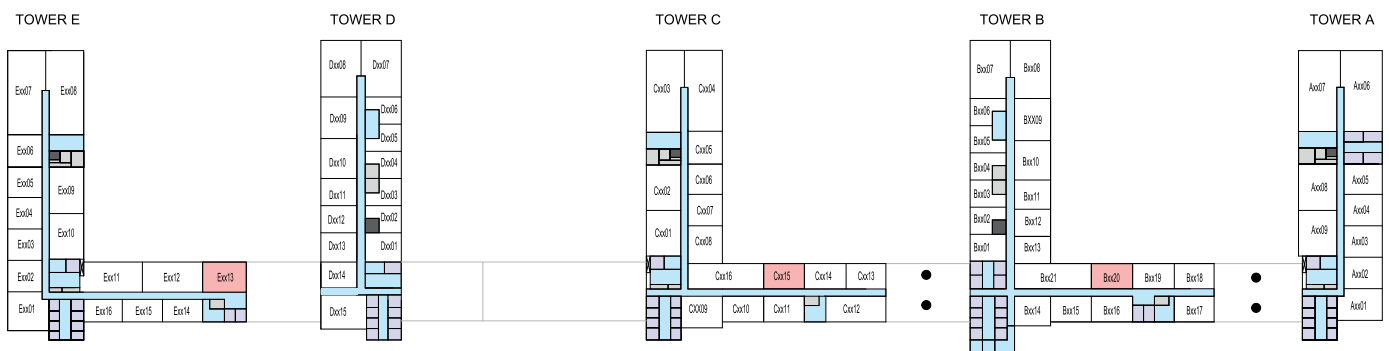
TOTAL = 941.41 SQ.FT.



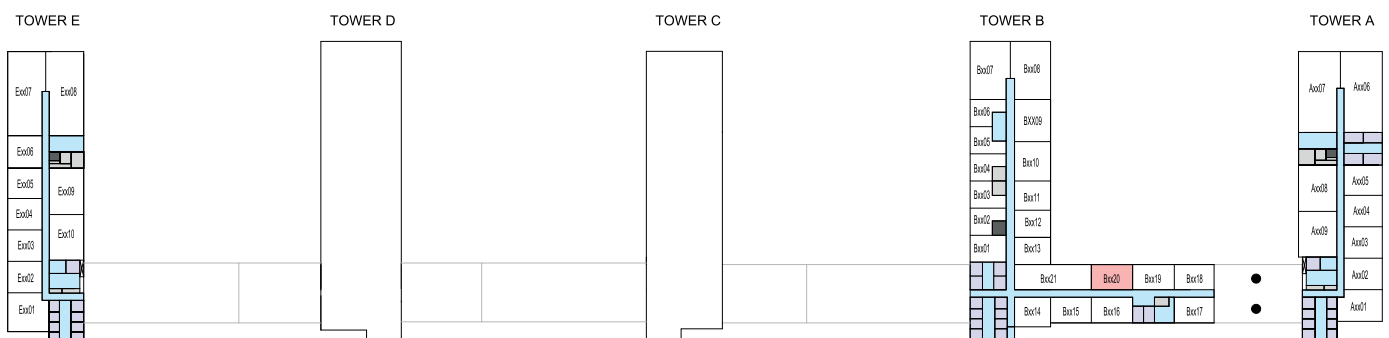
LEVEL 12



LEVEL 18



LEVEL 24

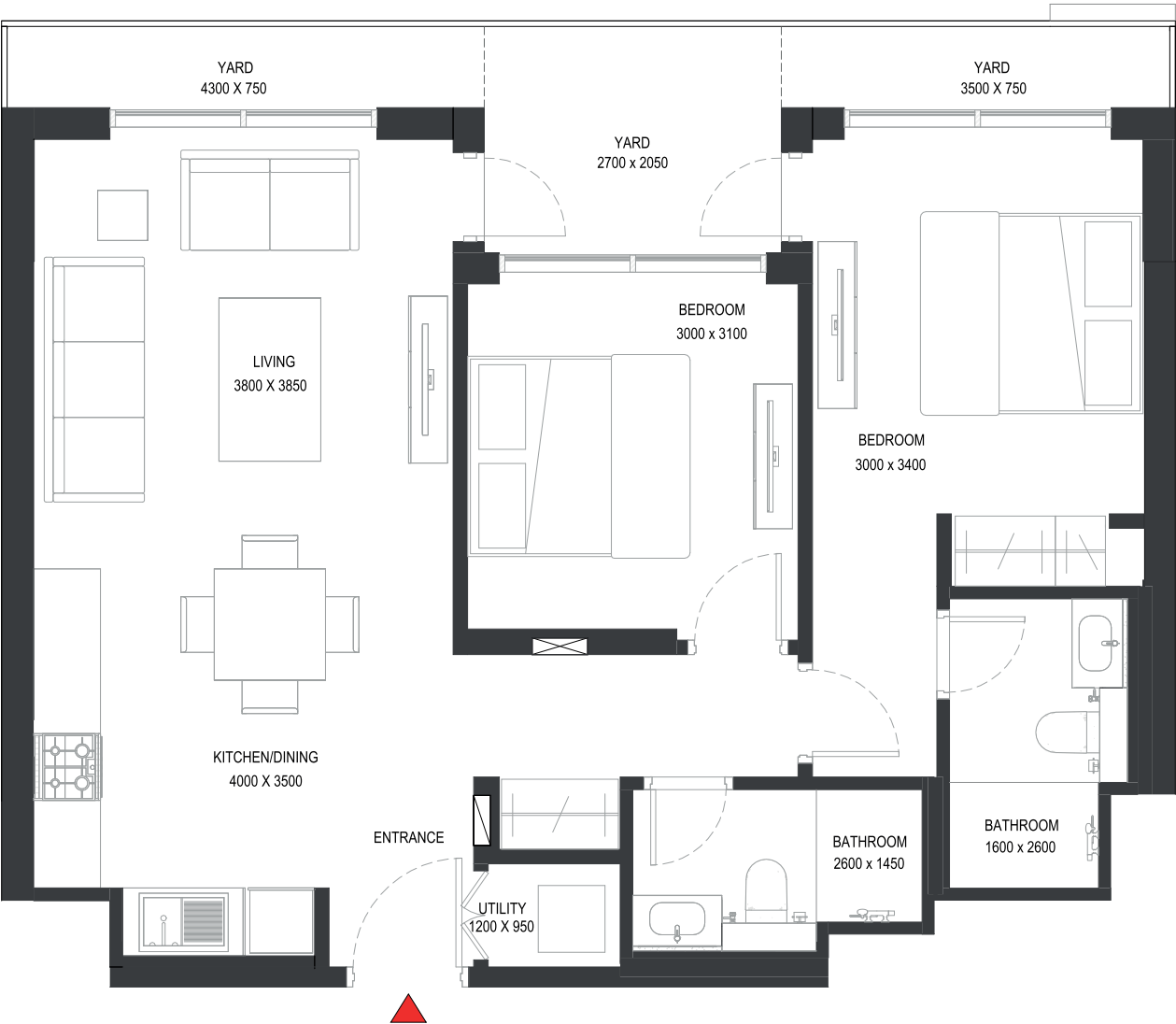
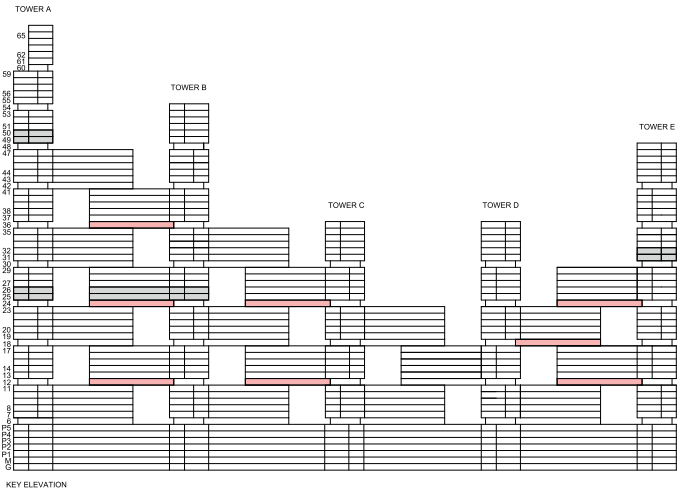


LEVEL 36

Disclaimer: 1. All dimensions are in metric, measured to wall finishes. 2. All materials, dimensions & drawings are approximate. 3. Information is subject to change without notice, at developer's absolute discretion. 4. Actual area may vary from the stated area. 5. Drawing are not to scale. 6. All images used are for illustrative purpose only and do not represent the actual size, features, specifications, fittings and furnishings. 7. The developer reserves the right to make revisions/ alterations, at its absolute discretion, without any liability whatsoever.

2 BEDROOM LINK APARTMENT
TYPE F (with yard) VARIANT 1

TOTAL SALEABLE AREA
SUITE = 803.31 SQ.FT.
YARD = 138.10 SQ.FT.
TOTAL = 941.41 SQ.FT.



List of unit numbers with this unit plan:

VIEWS

Golf Course, Creek, Amenities
B1220, B2420, C1215, C2415

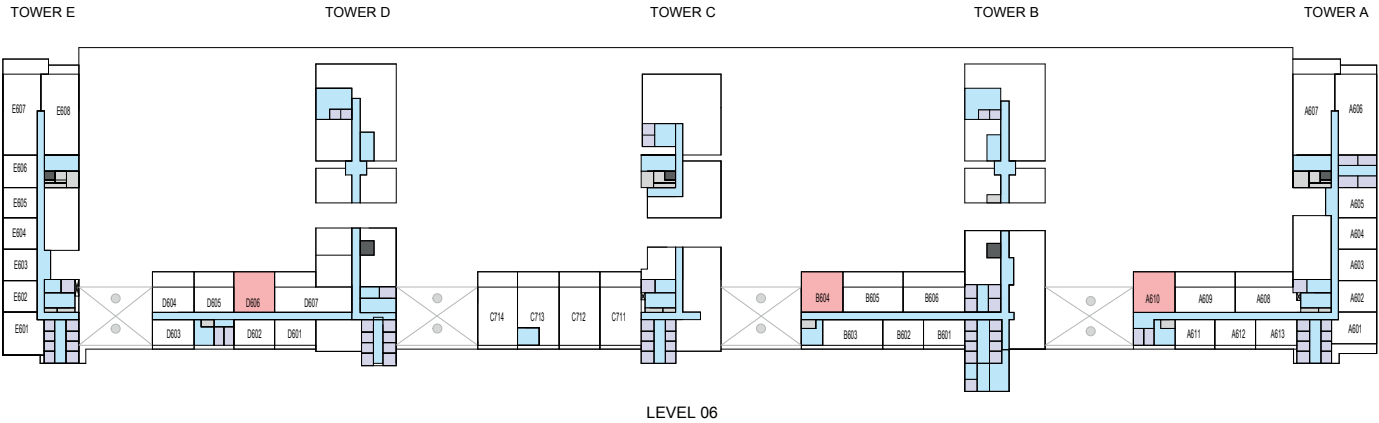
Golf Course, Creek
B3620

Ras Al Khor, Golf Course, Creek, Amenities
D1819, E1213, E2413

Disclaimer: 1. All dimensions are in metric, measured to wall finishes. 2. All materials, dimensions & drawings are approximate. 3. Information is subject to change without notice, at developer's absolute discretion. 4. Actual area may vary from the stated area. 5. Drawing are not to scale. 6. All images used are for illustrative purpose only and do not represent the actual size, features, specifications, fittings and furnishings. 7. The developer reserves the right to make revisions/ alterations, at its absolute discretion, without any liability whatsoever.

2 BEDROOM LINK APARTMENT
TYPE F (with yard) VARIANT 2

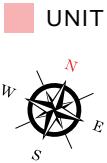
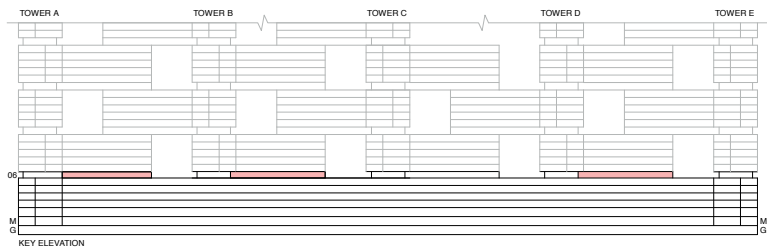
TOTAL SALEABLE AREA
SUITE RANGE = 805.36 SQ.FT. - 806.97 SQ.FT.
YARD RANGE = 340.79 SQ.FT. - 345.31 SQ.FT.
TOTAL RANGE = 1,146.35 SQ.FT. - 1,152.28 SQ.FT.



LEVEL 06

2 BEDROOM LINK APARTMENT
TYPE F (with yard) VARIANT 2

TOTAL SALEABLE AREA
SUITE RANGE = 805.36 SQ.FT. - 806.97 SQ.FT.
YARD RANGE = 340.79 SQ.FT. - 345.31 SQ.FT.
TOTAL RANGE = 1,146.35 SQ.FT. - 1,152.28 SQ.FT.



List of unit numbers with this unit plan:

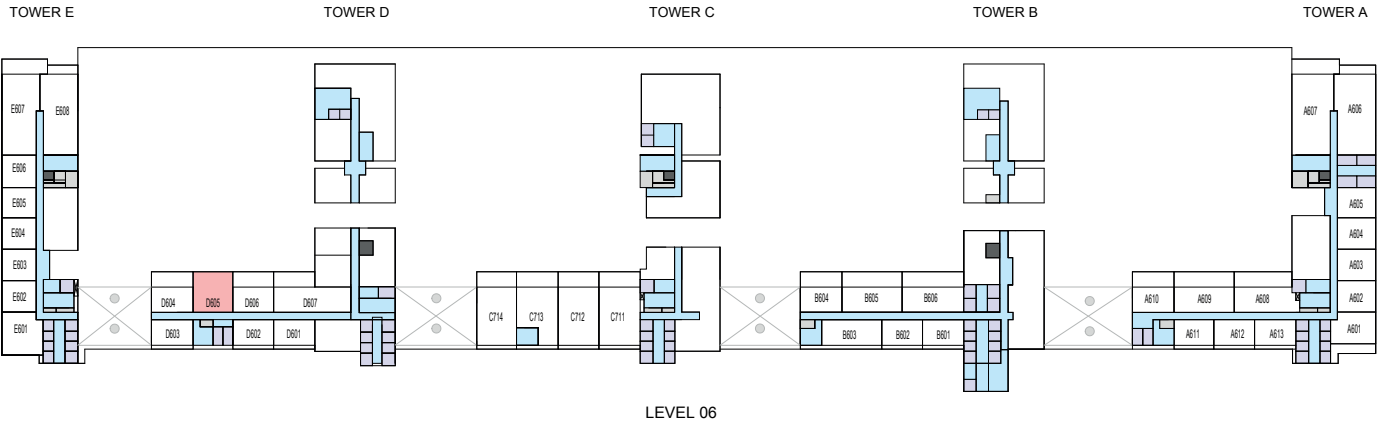
VIEWS

Amenities
A610, B604, D606

Disclaimer: 1. All dimensions are in metric, measured to wall finishes. 2. All materials, dimensions & drawings are approximate. 3. Information is subject to change without notice, at developer's absolute discretion. 4. Actual area may vary from the stated area. 5. Drawing are not to scale. 6. All images used are for illustrative purpose only and do not represent the actual size, features, specifications, fittings and furnishings. 7. The developer reserves the right to make revisions/ alterations, at its absolute discretion, without any liability whatsoever.

2 BEDROOM LINK APARTMENT
TYPE F (with yard) VARIANT 3

TOTAL SALEABLE AREA
SUITE = 801.48 SQ.FT.
YARD = 345.74 SQ.FT.
TOTAL = 1,147.22 SQ.FT.

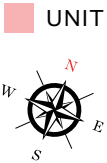
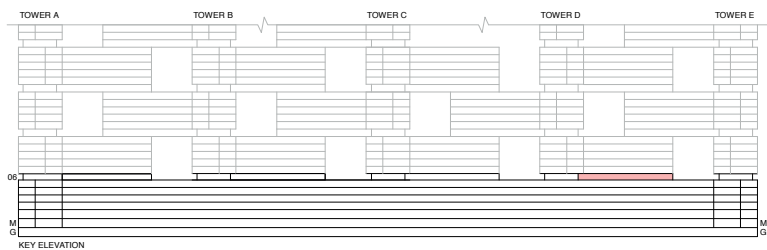


LEVEL 06

Disclaimer: 1. All dimensions are in metric, measured to wall finishes. 2. All materials, dimensions & drawings are approximate. 3. Information is subject to change without notice, at developer's absolute discretion. 4. Actual area may vary from the stated area. 5. Drawing are not to scale. 6. All images used are for illustrative purpose only and do not represent the actual size, features, specifications, fittings and furnishings. 7. The developer reserves the right to make revisions/ alterations, at its absolute discretion, without any liability whatsoever.

2 BEDROOM LINK APARTMENT
TYPE F (with yard) VARIANT 3

TOTAL SALEABLE AREA
SUITE = 801.48 SQ.FT.
YARD = 345.74 SQ.FT.
TOTAL = 1,147.22 SQ.FT.



List of unit numbers with this unit plan:

VIEWS

Amenities
D605

Disclaimer: 1. All dimensions are in metric, measured to wall finishes. 2. All materials, dimensions & drawings are approximate. 3. Information is subject to change without notice, at developer's absolute discretion. 4. Actual area may vary from the stated area. 5. Drawing are not to scale. 6. All images used are for illustrative purpose only and do not represent the actual size, features, specifications, fittings and furnishings. 7. The developer reserves the right to make revisions/ alterations, at its absolute discretion, without any liability whatsoever.

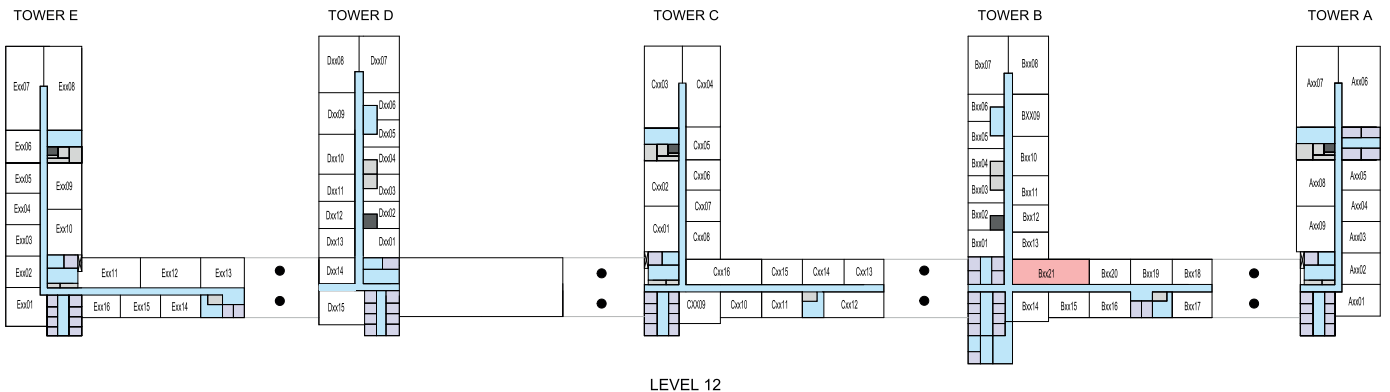
TYPE G (with maid room and powder room + yard)

TOTAL SALEABLE AREA

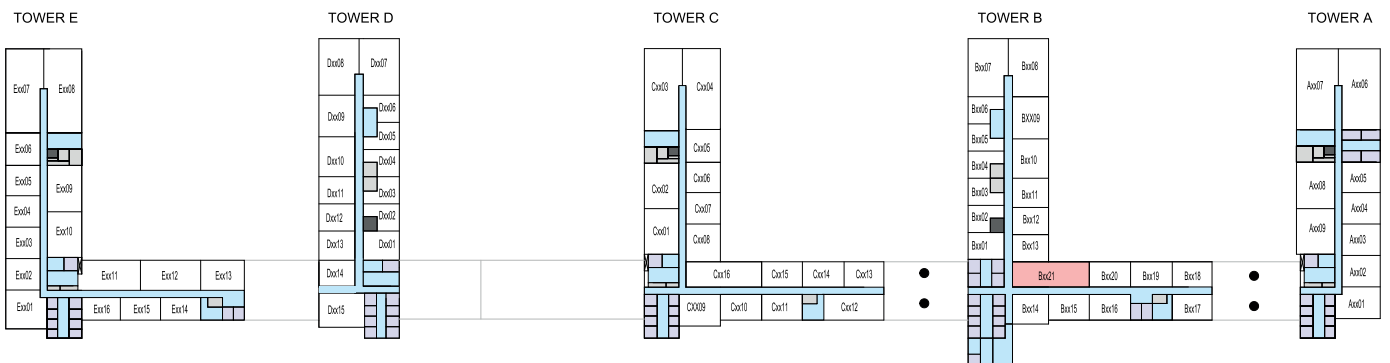
SUITE = 1,293.82 SQ.FT.

YARD = 278.68 SQ.FT.

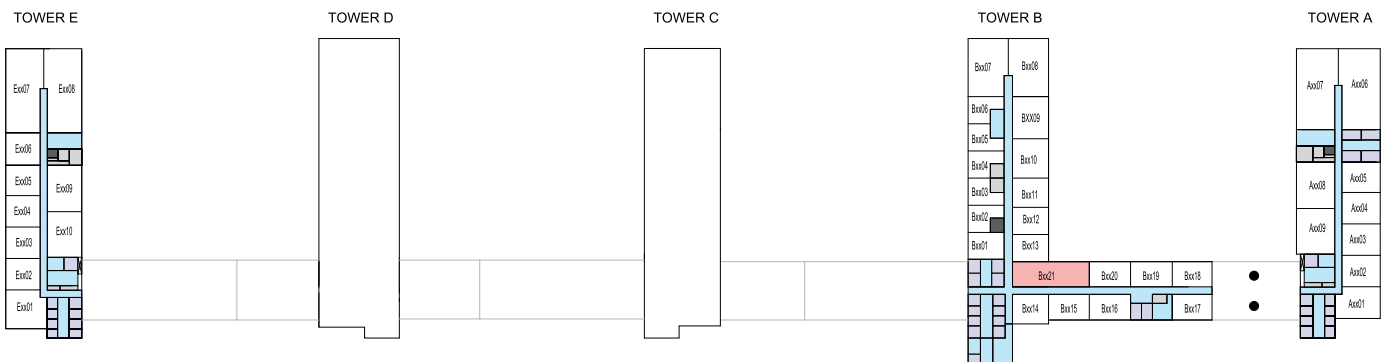
TOTAL = 1,572.50 SQ.FT.



LEVEL 12



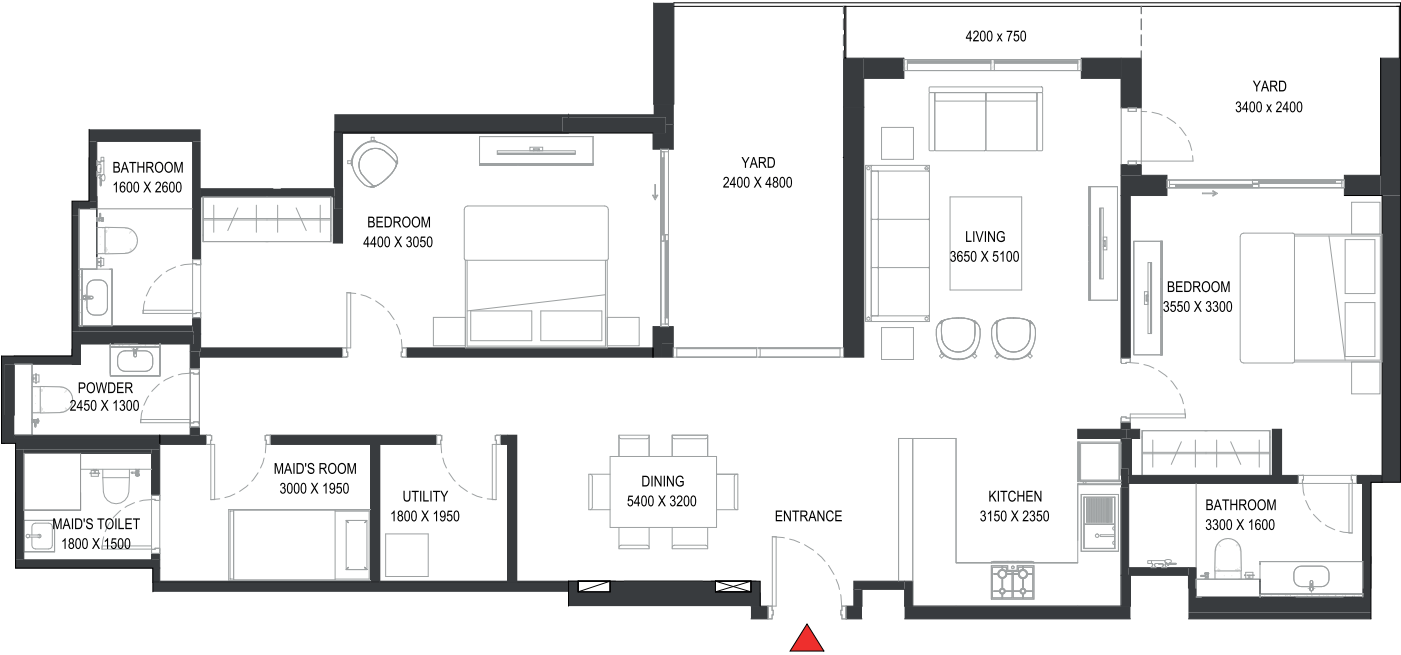
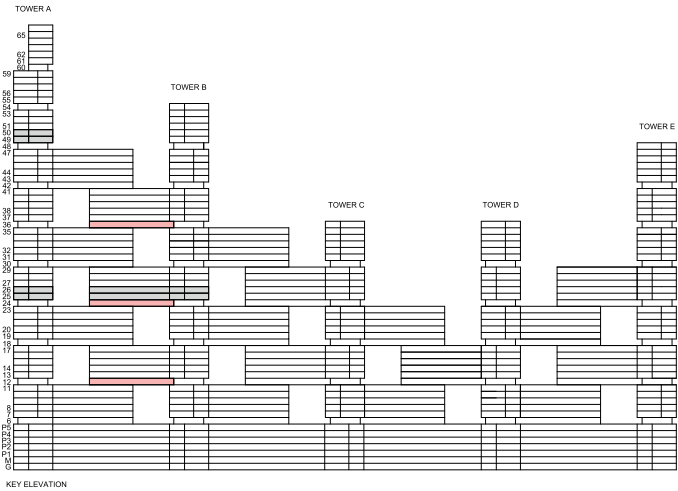
LEVEL 24



LEVEL 36

2 BEDROOM LINK APARTMENT
TYPE G (with maid room and powder room + yard)

TOTAL SALEABLE AREA
SUITE = 1,293.82 SQ.FT.
YARD = 278.68 SQ.FT.
TOTAL = 1,572.50 SQ.FT.



List of unit numbers with this unit plan:

- VIEWS
- Golf Course, Creek, Amenities
B1221, B2421
- Golf Course, Creek
B3621

Disclaimer: 1. All dimensions are in metric, measured to wall finishes. 2. All materials, dimensions & drawings are approximate. 3. Information is subject to change without notice, at developer's absolute discretion. 4. Actual area may vary from the stated area. 5. Drawing are not to scale. 6. All images used are for illustrative purpose only and do not represent the actual size, features, specifications, fittings and furnishings. 7. The developer reserves the right to make revisions/ alterations, at its absolute discretion, without any liability whatsoever.

2 BEDROOM LINK APARTMENT
TYPE G (with maid room + yard) VARIANT 1

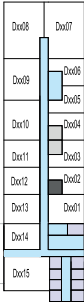
TOTAL SALEABLE AREA
SUITE = 1,382.09 SQ.FT.
YARD = 272.87 SQ.FT.
TOTAL = 1,654.96 SQ.FT.



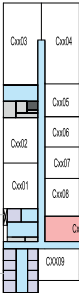
TOWER E



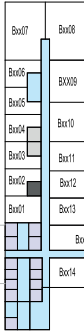
TOWER D



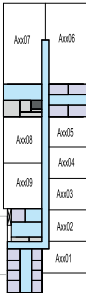
TOWER C



TOWER B



TOWER A

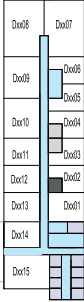


LEVEL 12

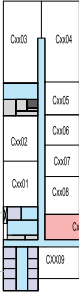
TOWER E



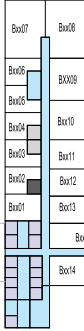
TOWER D



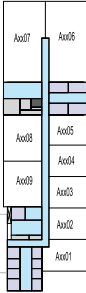
TOWER C



TOWER B



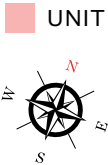
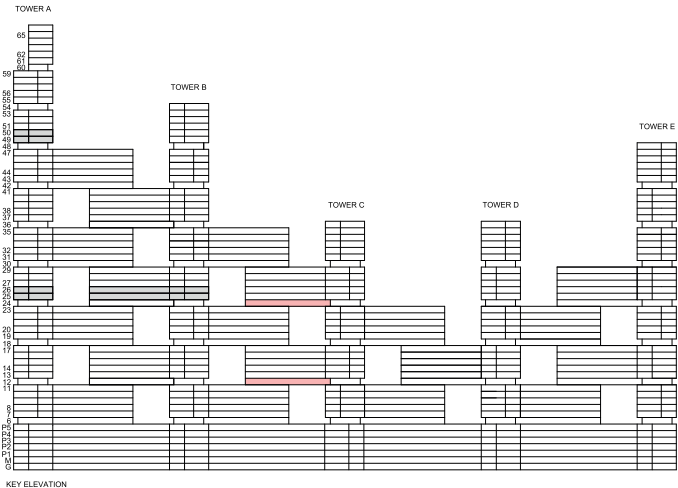
TOWER A



LEVEL 24

2 BEDROOM LINK APARTMENT
TYPE G (with maid room + yard) VARIANT 1

TOTAL SALEABLE AREA
SUITE = 1,382.09 SQ.FT.
YARD = 272.87 SQ.FT.
TOTAL = 1,654.96 SQ.FT.



List of unit numbers with this unit plan:

VIEWS
Golf Course, Creek, Amenities
C1216, C2416

Disclaimer: 1. All dimensions are in metric, measured to wall finishes. 2. All materials, dimensions & drawings are approximate. 3. Information is subject to change without notice, at developer's absolute discretion. 4. Actual area may vary from the stated area. 5. Drawing are not to scale. 6. All images used are for illustrative purpose only and do not represent the actual size, features, specifications, fittings and furnishings. 7. The developer reserves the right to make revisions/ alterations, at its absolute discretion, without any liability whatsoever.

2 BEDROOM LINK APARTMENT

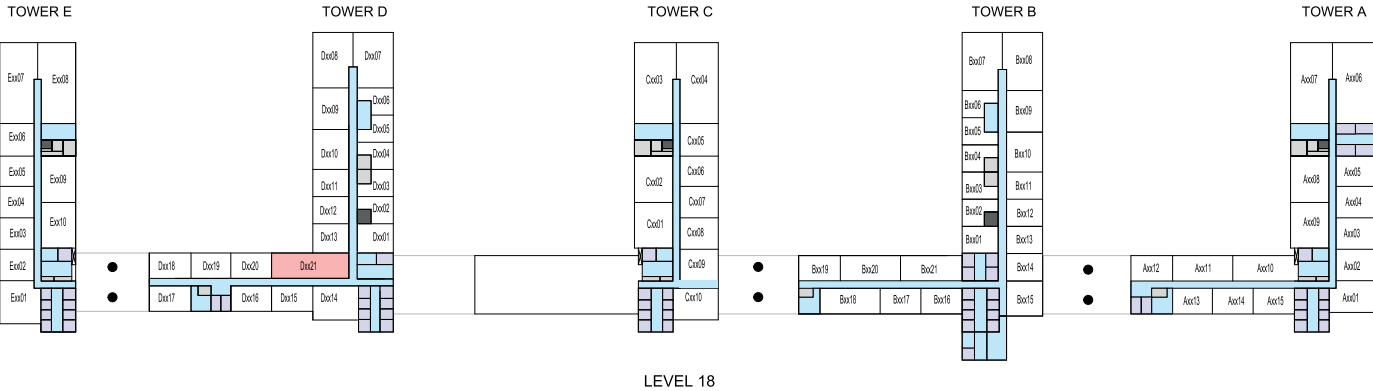
TYPE G (with maid room and powder room + yard) VARIANT 2

TOTAL SALEABLE AREA

SUITE = 1,293.82 SQ.FT.

YARD = 278.68 SQ.FT.

TOTAL = 1,572.50 SQ.FT.



LEVEL 18

Disclaimer: 1. All dimensions are in metric, measured to wall finishes. 2. All materials, dimensions & drawings are approximate. 3. Information is subject to change without notice, at developer's absolute discretion. 4. Actual area may vary from the stated area. 5. Drawing are not to scale. 6. All images used are for illustrative purpose only and do not represent the actual size, features, specifications, fittings and furnishings. 7. The developer reserves the right to make revisions/ alterations, at its absolute discretion, without any liability whatsoever.

2 BEDROOM LINK APARTMENT

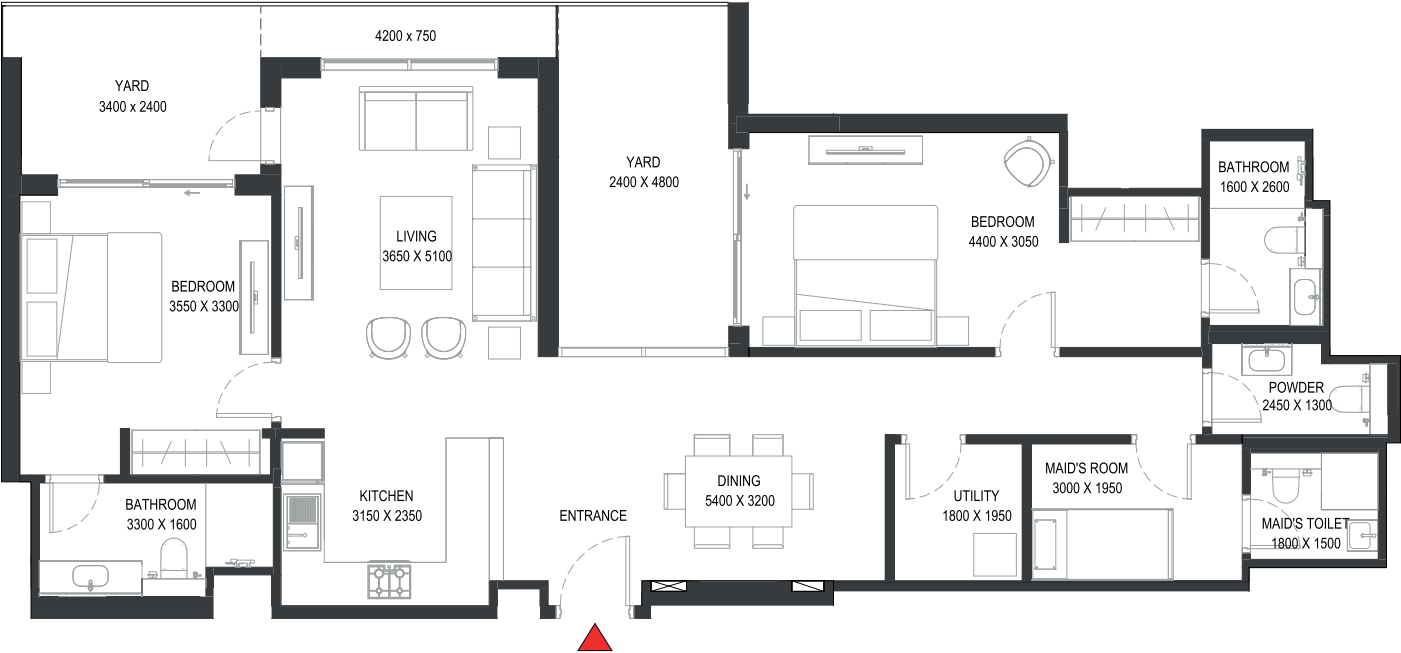
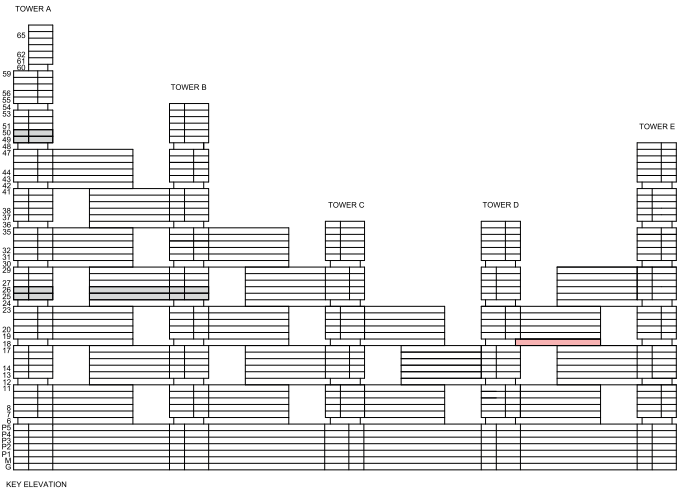
TYPE G (with maid room and powder room + yard) VARIANT 2

TOTAL SALEABLE AREA

SUITE = 1,293.82 SQ.FT.

YARD = 278.68 SQ.FT.

TOTAL = 1,572.50 SQ.FT.



List of unit numbers with this unit plan:

VIEWS

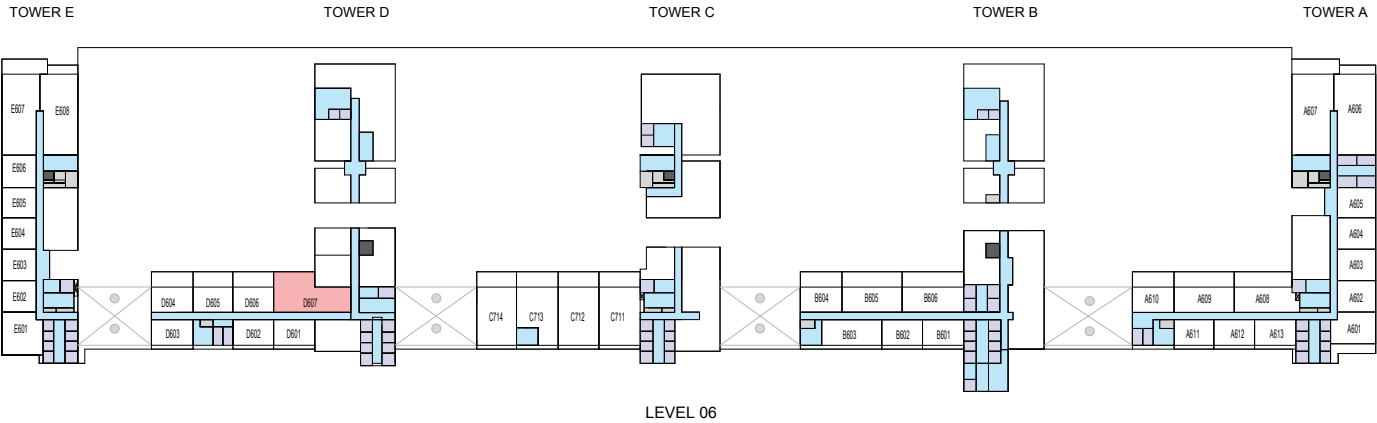
Ras Al Khor, Golf Course, Amenities

D1821

Disclaimer: 1. All dimensions are in metric, measured to wall finishes. 2. All materials, dimensions & drawings are approximate. 3. Information is subject to change without notice, at developer's absolute discretion. 4. Actual area may vary from the stated area. 5. Drawing are not to scale. 6. All images used are for illustrative purpose only and do not represent the actual size, features, specifications, fittings and furnishings. 7. The developer reserves the right to make revisions/ alterations, at its absolute discretion, without any liability whatsoever.

2 BEDROOM LINK APARTMENT
TYPE G (with maid room and powder room + yard) VARIANT 3

TOTAL SALEABLE AREA
SUITE = 1,339.78 SQ.FT.
YARD = 479.64 SQ.FT.
TOTAL = 1,819.42 SQ.FT.

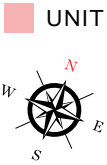
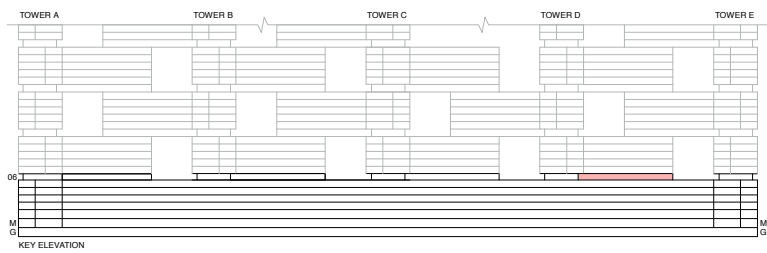


LEVEL 06

Disclaimer: 1. All dimensions are in metric, measured to wall finishes. 2. All materials, dimensions & drawings are approximate. 3. Information is subject to change without notice, at developer's absolute discretion. 4. Actual area may vary from the stated area. 5. Drawing are not to scale. 6. All images used are for illustrative purpose only and do not represent the actual size, features, specifications, fittings and furnishings. 7. The developer reserves the right to make revisions/ alterations, at its absolute discretion, without any liability whatsoever.

2 BEDROOM LINK APARTMENT
TYPE G (with maid room and powder room + yard) VARIANT 3

TOTAL SALEABLE AREA
SUITE = 1,339.78 SQ.FT.
YARD = 479.64 SQ.FT.
TOTAL = 1,819.42 SQ.FT.



List of unit numbers with this unit plan:

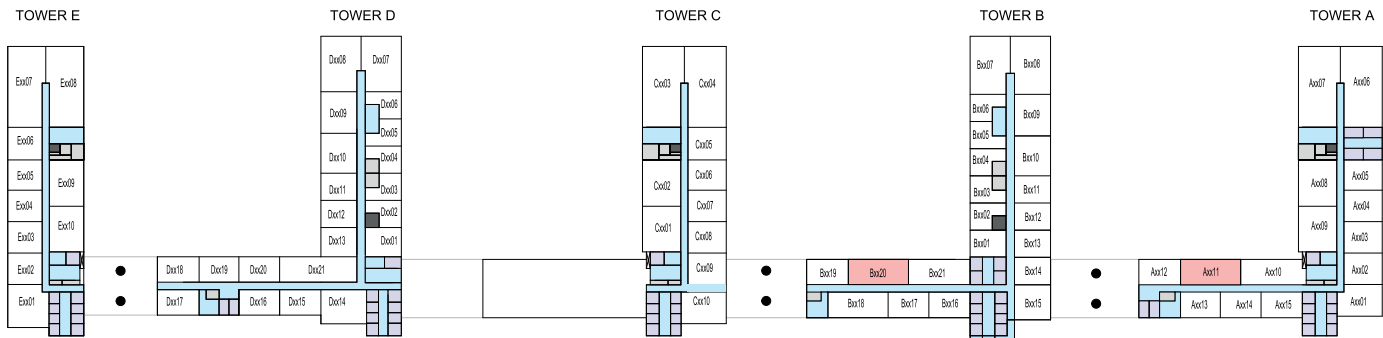
VIEWS

Amenities
D607

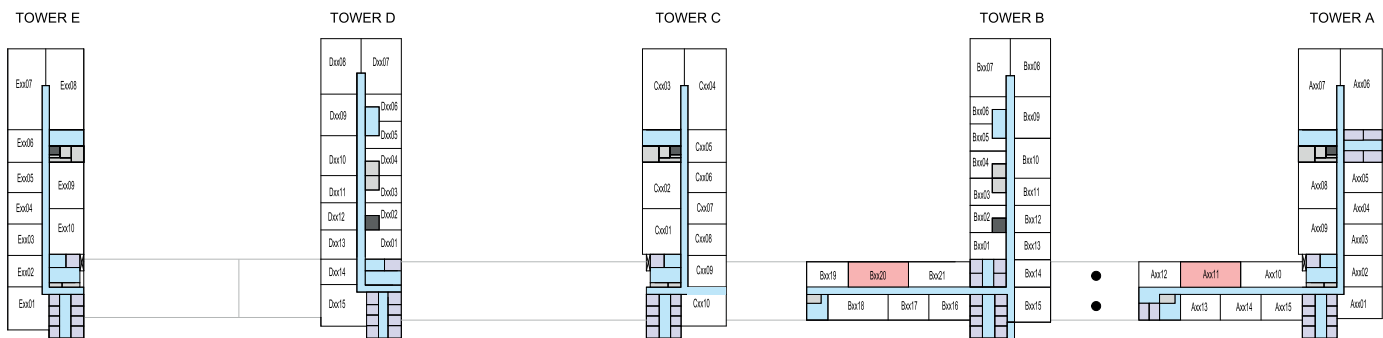
Disclaimer: 1. All dimensions are in metric, measured to wall finishes. 2. All materials, dimensions & drawings are approximate. 3. Information is subject to change without notice, at developer's absolute discretion. 4. Actual area may vary from the stated area. 5. Drawing are not to scale. 6. All images used are for illustrative purpose only and do not represent the actual size, features, specifications, fittings and furnishings. 7. The developer reserves the right to make revisions/ alterations, at its absolute discretion, without any liability whatsoever.

2 BEDROOM LINK APARTMENT
TYPE H (with maid room and powder room + yard)

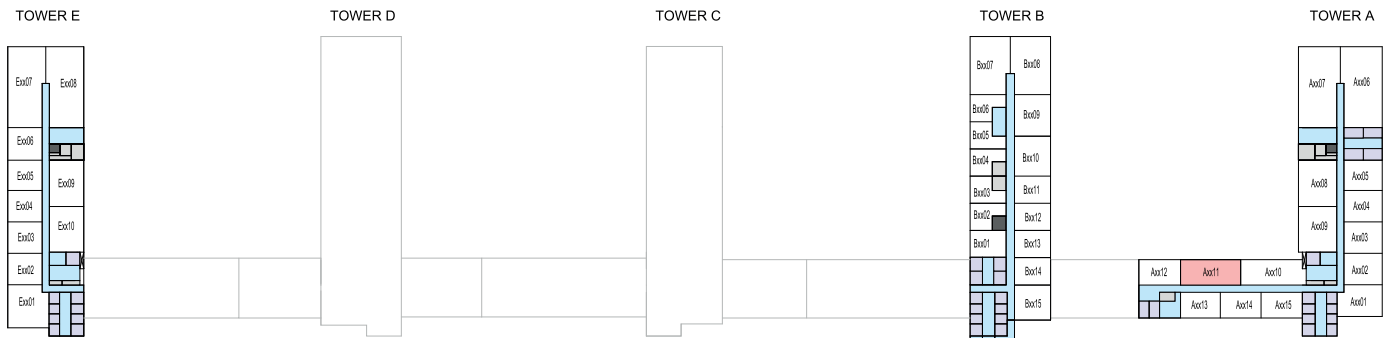
TOTAL SALEABLE AREA
SUITE = 1,204.91 SQ.FT.
YARD = 187.94 SQ.FT.
TOTAL = 1,392.85 SQ.FT.



LEVEL 18



LEVEL 30



LEVEL 42

2 BEDROOM LINK APARTMENT

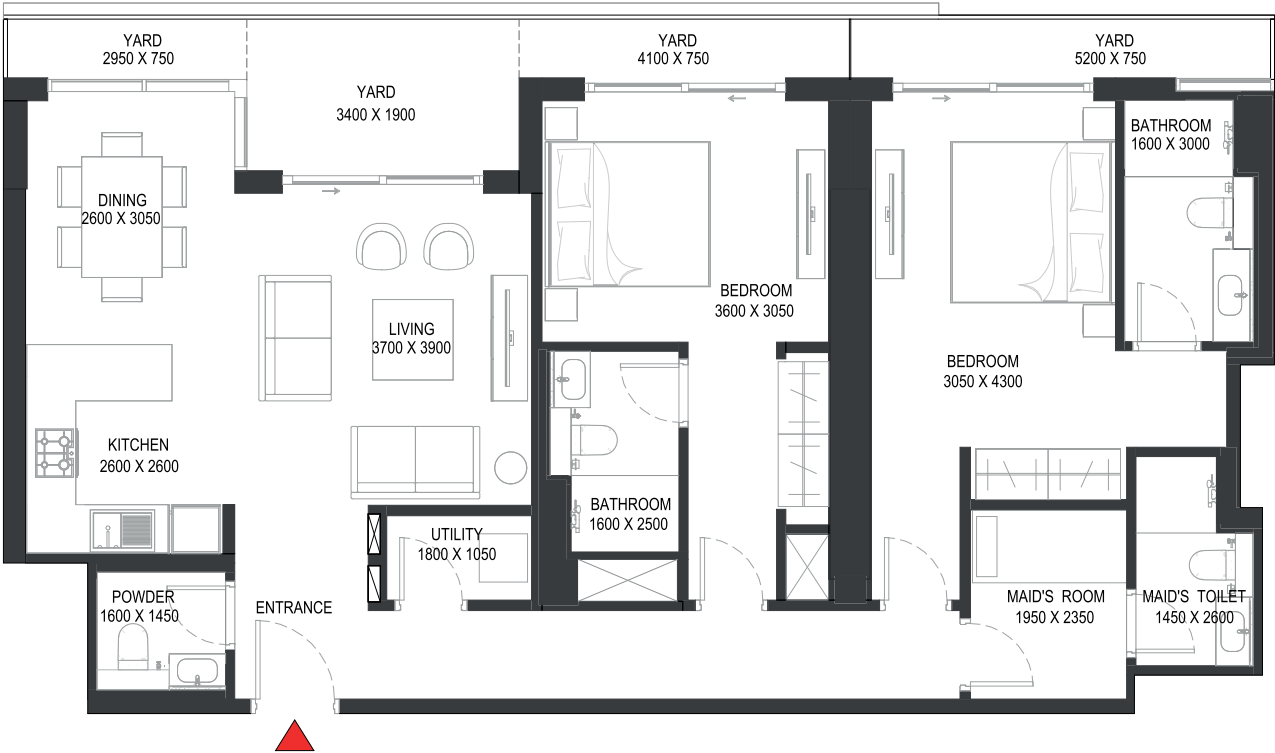
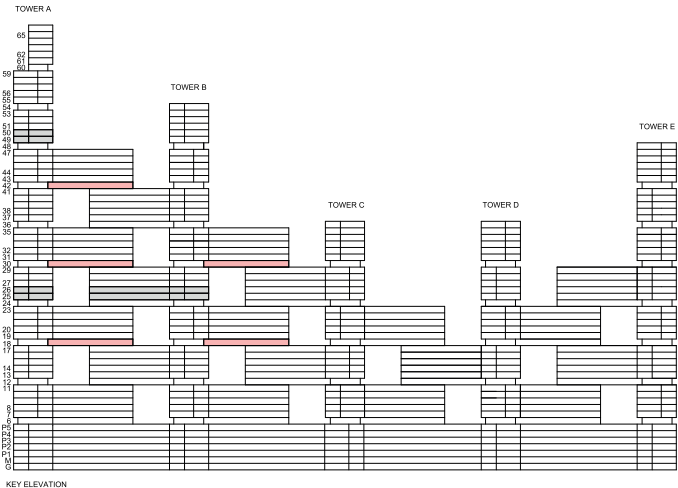
TYPE H (with maid room and powder room + yard)

TOTAL SALEABLE AREA

SUITE = 1,204.91 SQ.FT.

YARD = 187.94 SQ.FT.

TOTAL = 1,392.85 SQ.FT.



List of unit numbers with this unit plan:

VIEWS

Ras Al Khor, Golf Course, Creek, Amenities
A1811, B1820

Ras Al Khor, Golf Course, Creek
A3011, A4211, B3020

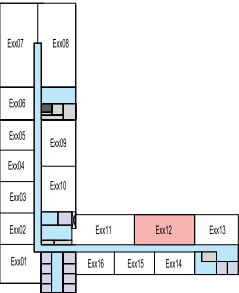
Disclaimer: 1. All dimensions are in metric, measured to wall finishes. 2. All materials, dimensions & drawings are approximate. 3. Information is subject to change without notice, at developer's absolute discretion. 4. Actual area may vary from the stated area. 5. Drawing are not to scale. 6. All images used are for illustrative purpose only and do not represent the actual size, features, specifications, fittings and furnishings. 7. The developer reserves the right to make revisions/ alterations, at its absolute discretion, without any liability whatsoever.

2 BEDROOM LINK APARTMENT
TYPE H (with maid room and powder room + yard) VARIANT 1

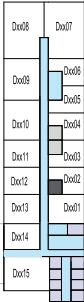
TOTAL SALEABLE AREA
SUITE = 1,204.91 SQ.FT.
YARD = 187.94 SQ.FT.
TOTAL = 1,392.85 SQ.FT.



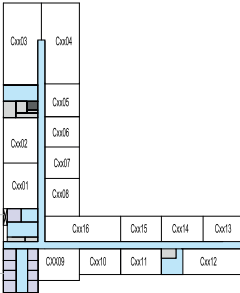
TOWER E



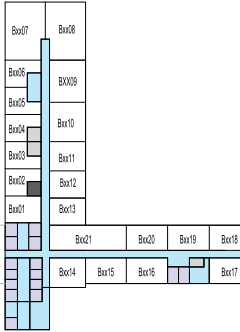
TOWER D



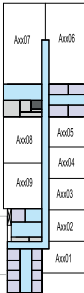
TOWER C



TOWER B

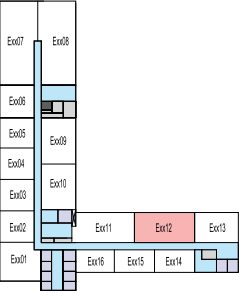


TOWER A

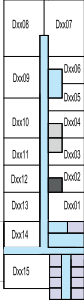


LEVEL 12

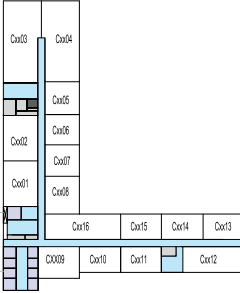
TOWER E



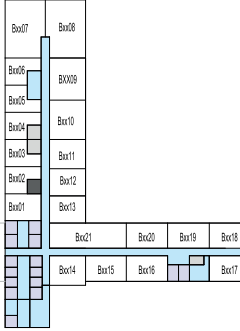
TOWER D



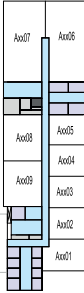
TOWER C



TOWER B



TOWER A



LEVEL 24

2 BEDROOM LINK APARTMENT

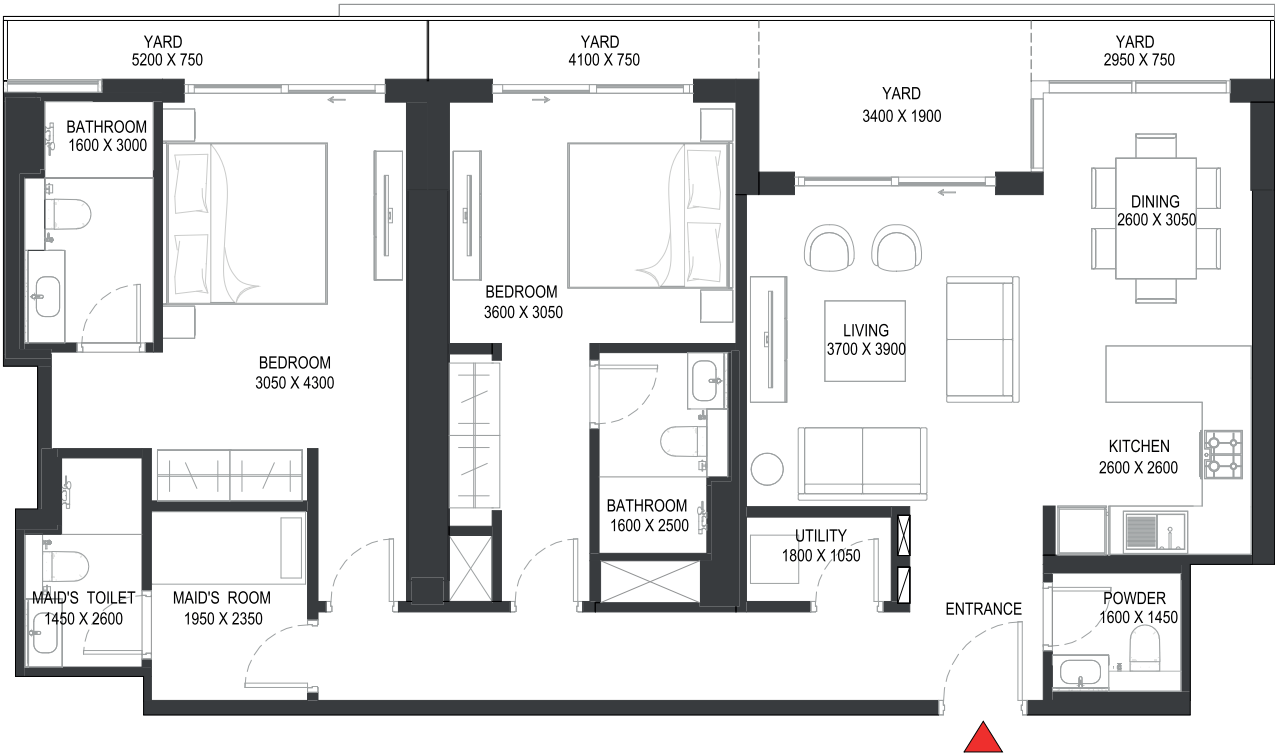
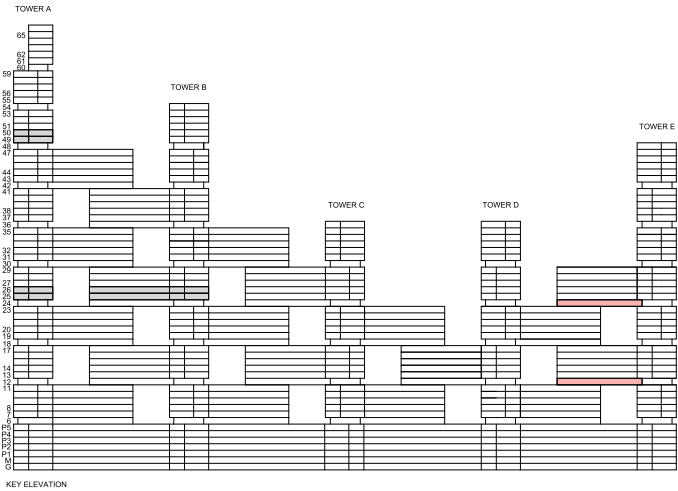
TYPE H (with maid room and powder room + yard) VARIANT 1

TOTAL SALEABLE AREA

SUITE = 1,204.91 SQ.FT.

YARD = 187.94 SQ.FT.

TOTAL = 1,392.85 SQ.FT.



List of unit numbers with this unit plan:

VIEWS

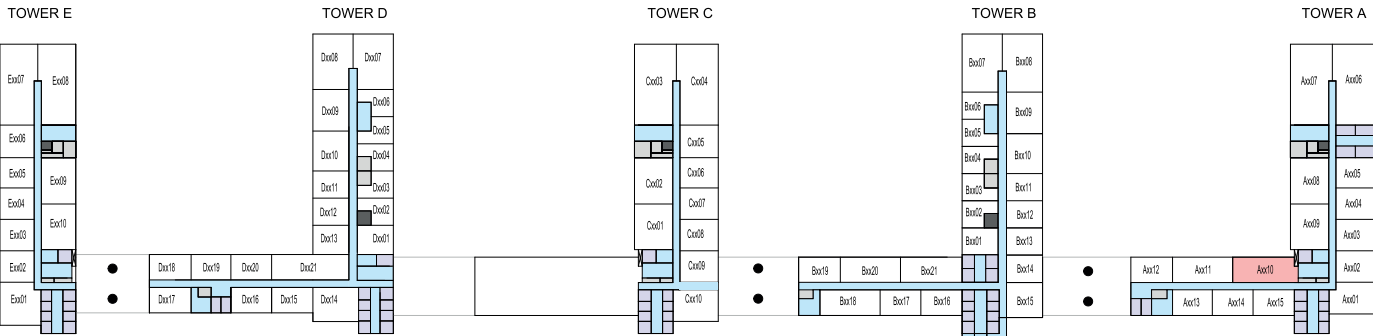
Ras Al Khor, Golf Course, Creek, Amenities

E1212, E2412

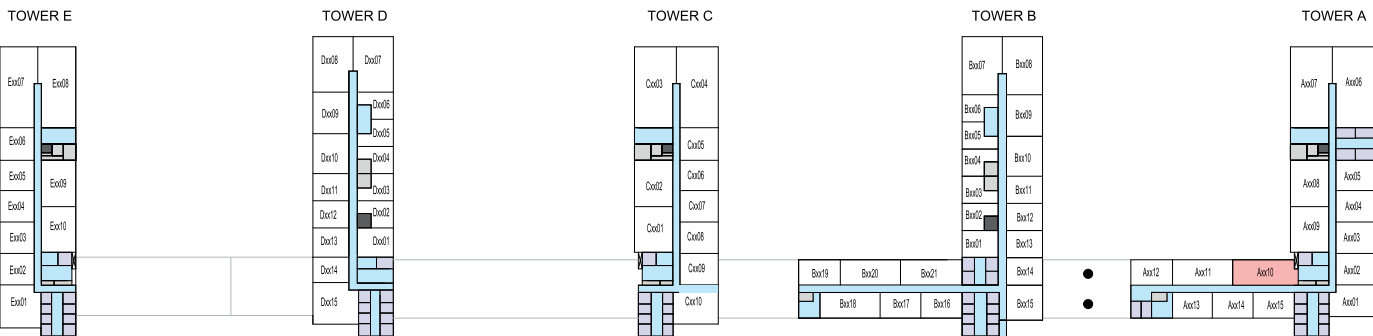
Disclaimer: 1. All dimensions are in metric, measured to wall finishes. 2. All materials, dimensions & drawings are approximate. 3. Information is subject to change without notice, at developer's absolute discretion. 4. Actual area may vary from the stated area. 5. Drawing are not to scale. 6. All images used are for illustrative purpose only and do not represent the actual size, features, specifications, fittings and furnishings. 7. The developer reserves the right to make revisions/ alterations, at its absolute discretion, without any liability whatsoever.

2 BEDROOM LINK APARTMENT
TYPE H (with maid room and powder room + yard) VARIANT 2

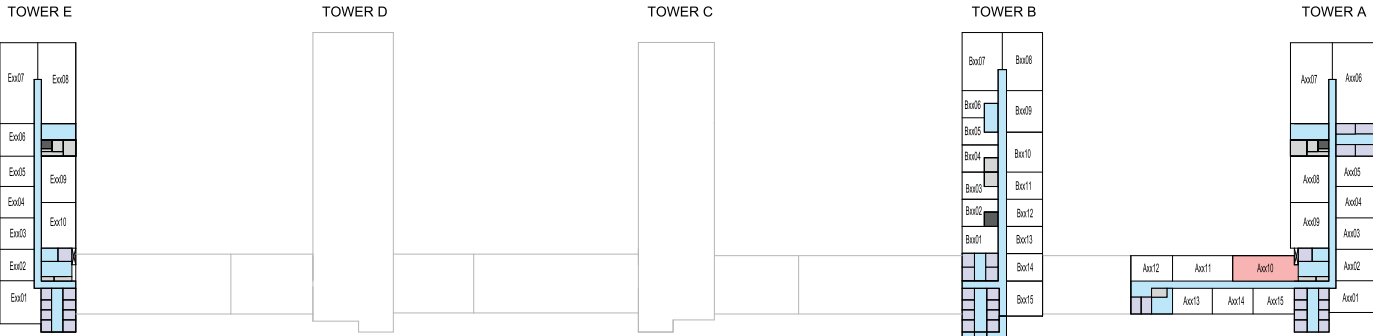
TOTAL SALEABLE AREA
SUITE = 1,262.39 SQ.FT.
YARD = 175.02 SQ.FT.
TOTAL = 1,437.41 SQ.FT.



LEVEL 18



LEVEL 30



LEVEL 42

2 BEDROOM LINK APARTMENT

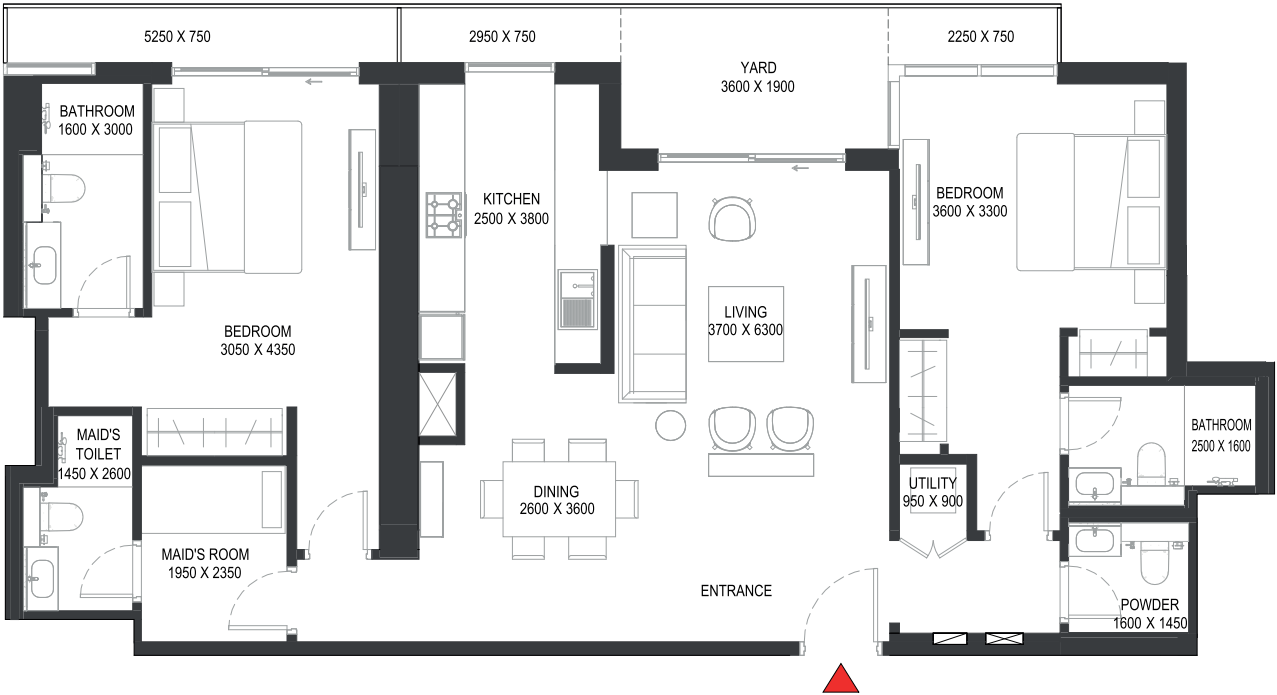
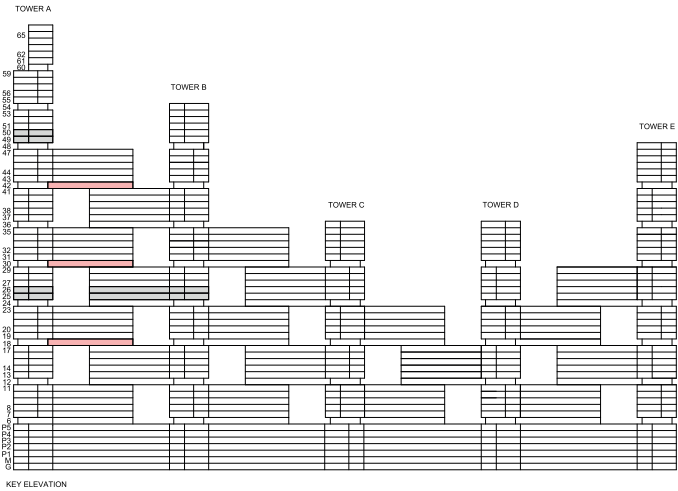
TYPE H (with maid room and powder room + yard) VARIANT 2

TOTAL SALEABLE AREA

SUITE = 1,262.39 SQ.FT.

YARD = 175.02 SQ.FT.

TOTAL = 1,437.41 SQ.FT.



List of unit numbers with this unit plan:

VIEWS

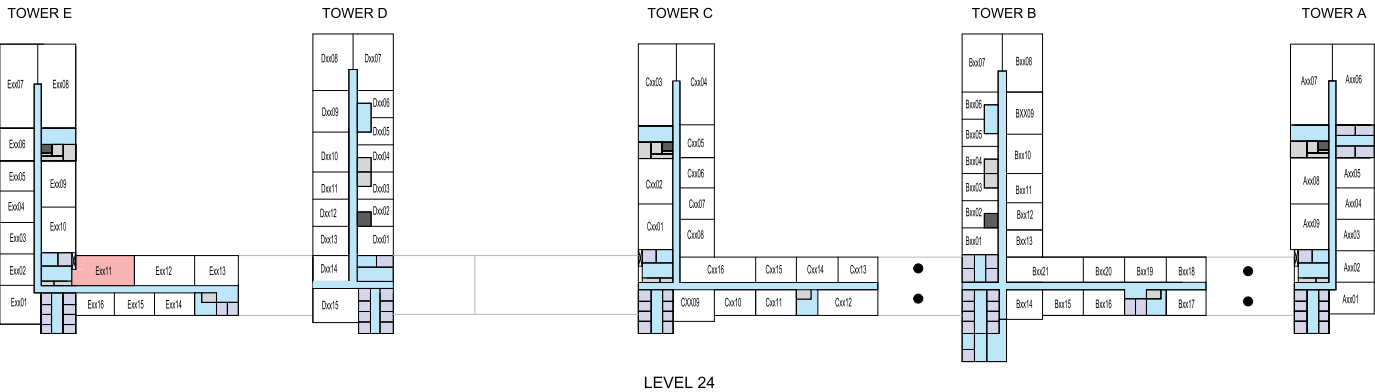
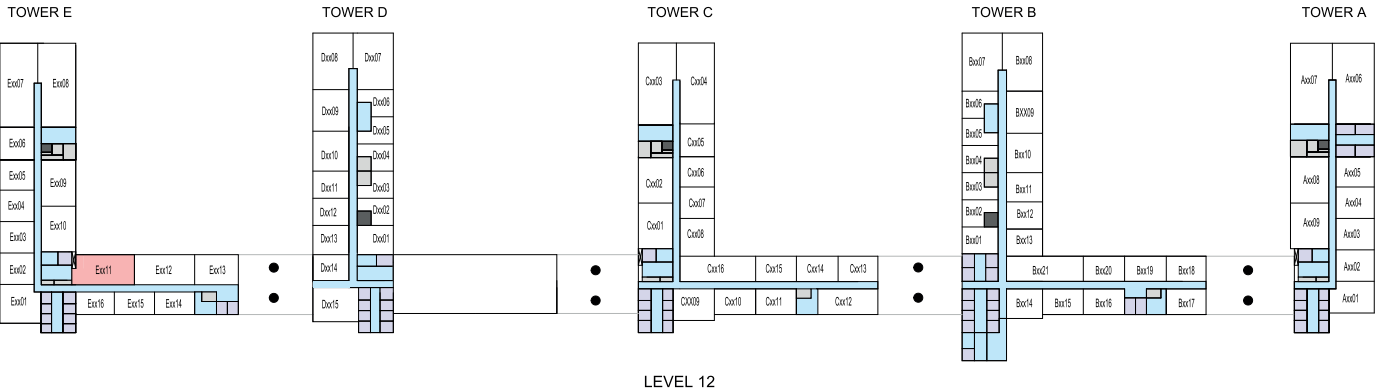
Ras Al Khor, Golf Course, Amenities
A1810

Ras Al Khor, Golf Course
A3010, E4210

Disclaimer: 1. All dimensions are in metric, measured to wall finishes. 2. All materials, dimensions & drawings are approximate. 3. Information is subject to change without notice, at developer's absolute discretion. 4. Actual area may vary from the stated area. 5. Drawing are not to scale. 6. All images used are for illustrative purpose only and do not represent the actual size, features, specifications, fittings and furnishings. 7. The developer reserves the right to make revisions/ alterations, at its absolute discretion, without any liability whatsoever.

2 BEDROOM LINK APARTMENT
TYPE H (with maid room and powder room + yard) VARIANT 3

TOTAL SALEABLE AREA
SUITE = 1,262.39 SQ.FT.
YARD = 175.02 SQ.FT.
TOTAL = 1,437.41 SQ.FT.



2 BEDROOM LINK APARTMENT

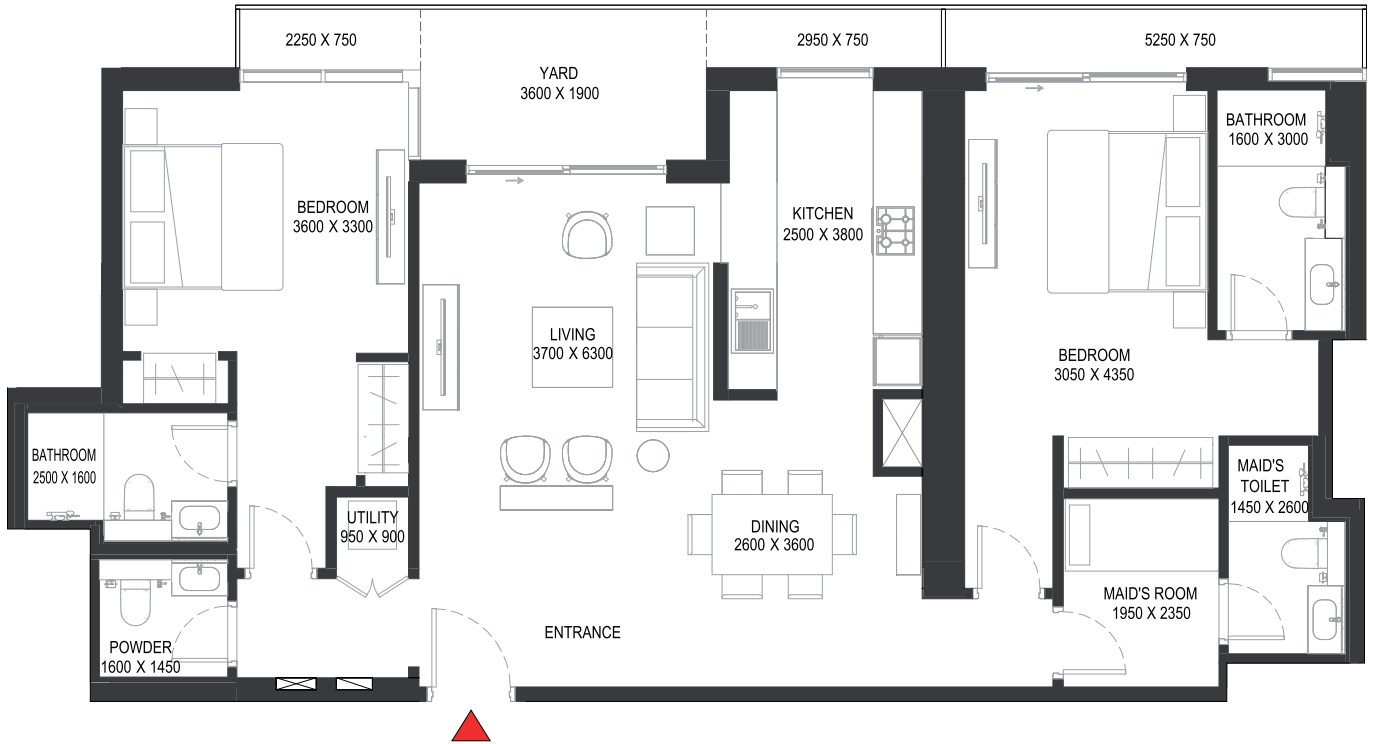
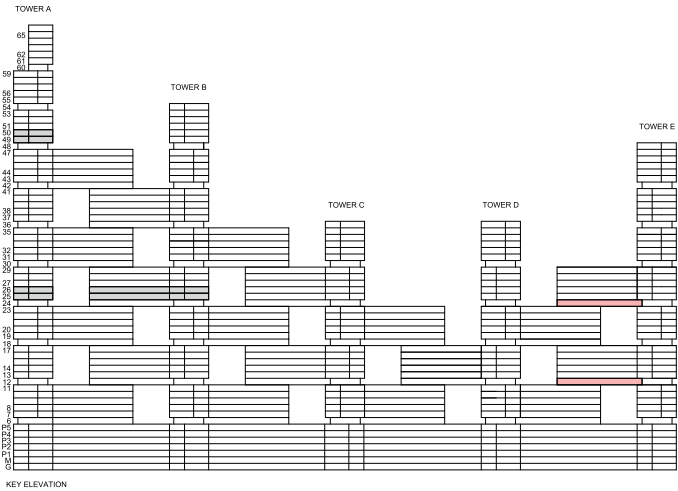
TYPE H (with maid room and powder room + yard) VARIANT 3

TOTAL SALEABLE AREA

SUITE = 1,262.39 SQ.FT.

YARD = 175.02 SQ.FT.

TOTAL = 1,437.41 SQ.FT.



List of unit numbers with this unit plan:

VIEWS

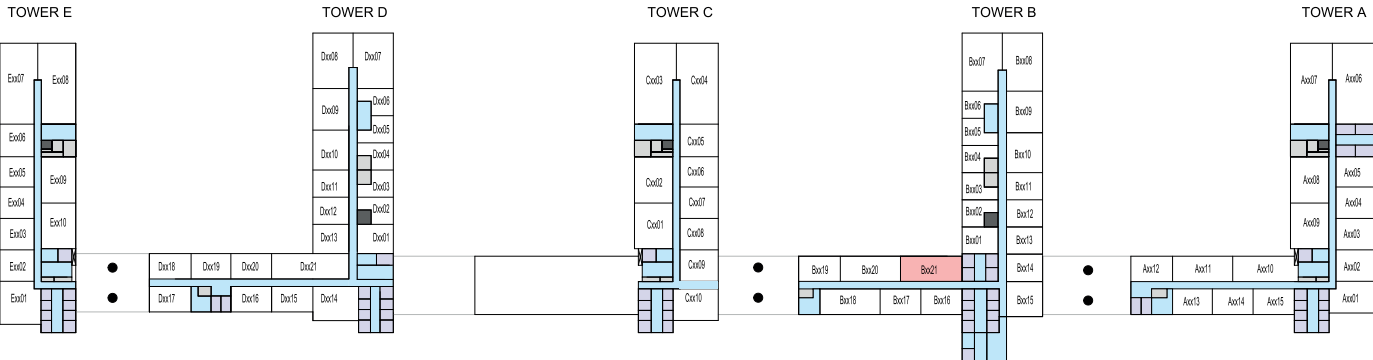
Golf Course, Creek, Amenities

E1211, E2411

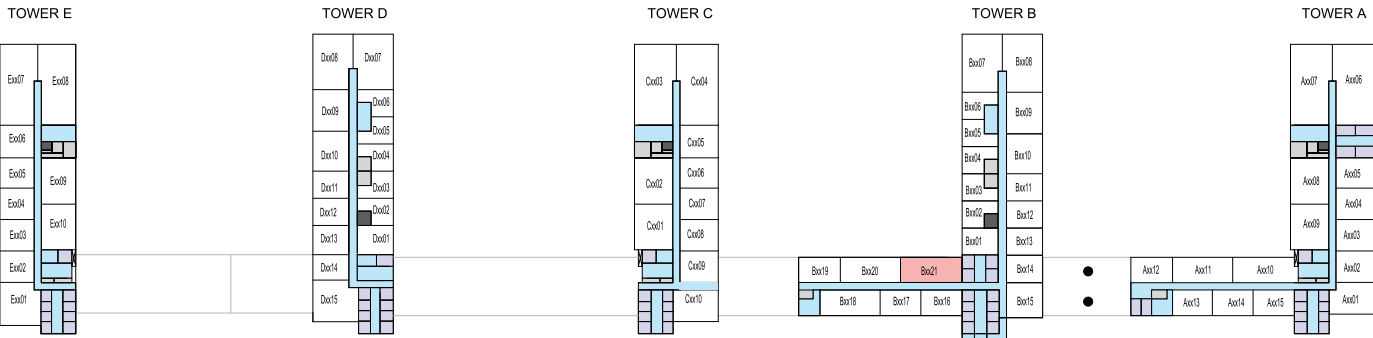
Disclaimer: 1. All dimensions are in metric, measured to wall finishes. 2. All materials, dimensions & drawings are approximate. 3. Information is subject to change without notice, at developer's absolute discretion. 4. Actual area may vary from the stated area. 5. Drawing are not to scale. 6. All images used are for illustrative purpose only and do not represent the actual size, features, specifications, fittings and furnishings. 7. The developer reserves the right to make revisions/ alterations, at its absolute discretion, without any liability whatsoever.

2 BEDROOM LINK APARTMENT
TYPE H (with maid room and powder room + yard) VARIANT 4

TOTAL SALEABLE AREA
SUITE = 1,205.77 SQ.FT.
YARD = 175.02 SQ.FT.
TOTAL = 1,380.79 SQ.FT.



LEVEL 18



LEVEL 30

2 BEDROOM LINK APARTMENT

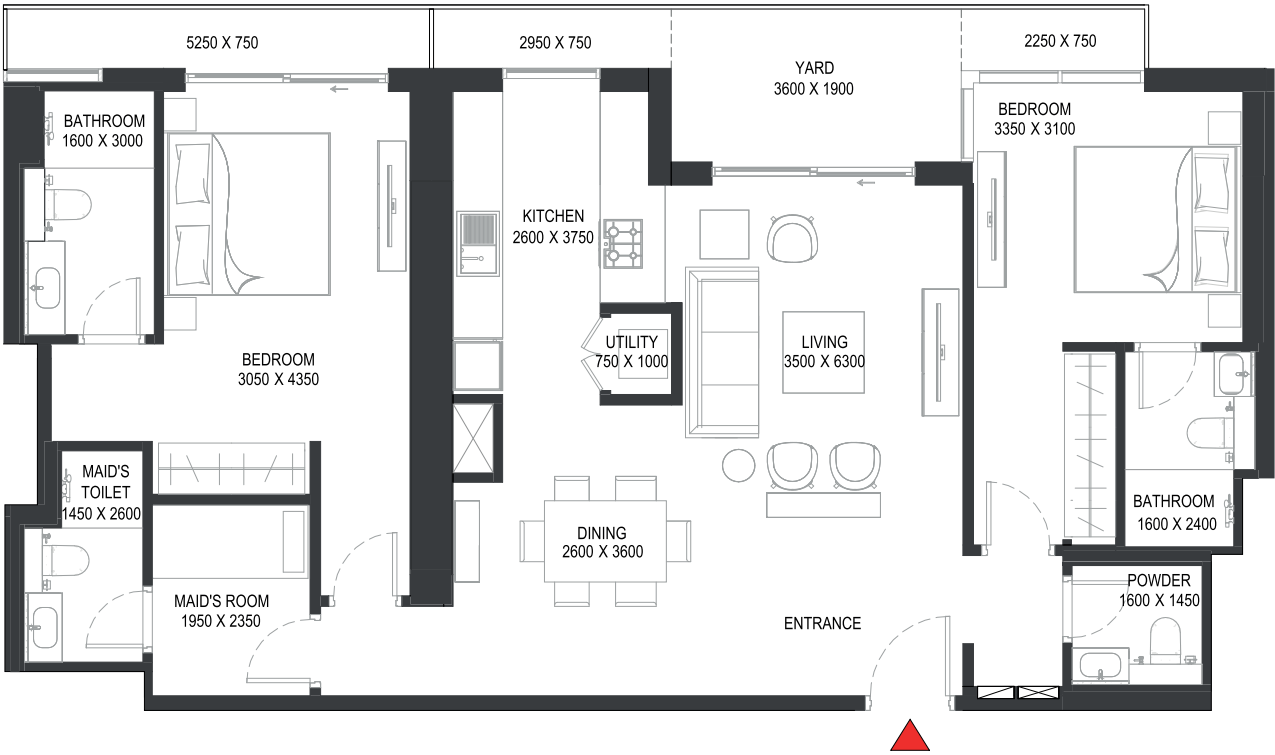
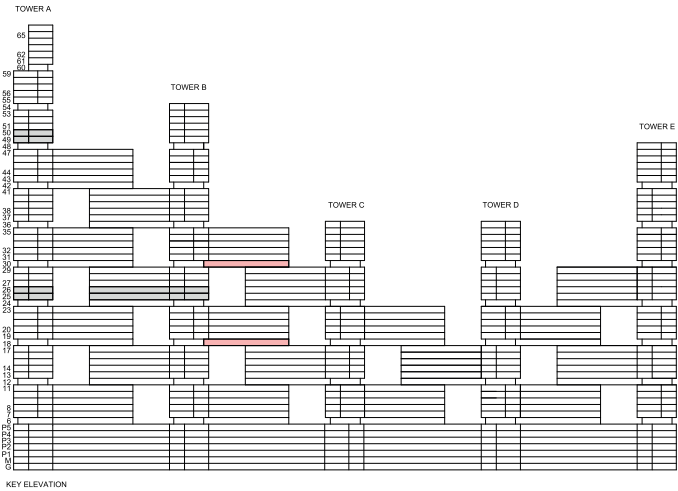
TYPE H (with maid room and powder room + yard) VARIANT 4

TOTAL SALEABLE AREA

SUITE = 1,205.77 SQ.FT.

YARD = 175.02 SQ.FT.

TOTAL = 1,380.79 SQ.FT.



List of unit numbers with this unit plan:

VIEWS

Ras Al Khor, Golf Course, Amenities

B1821

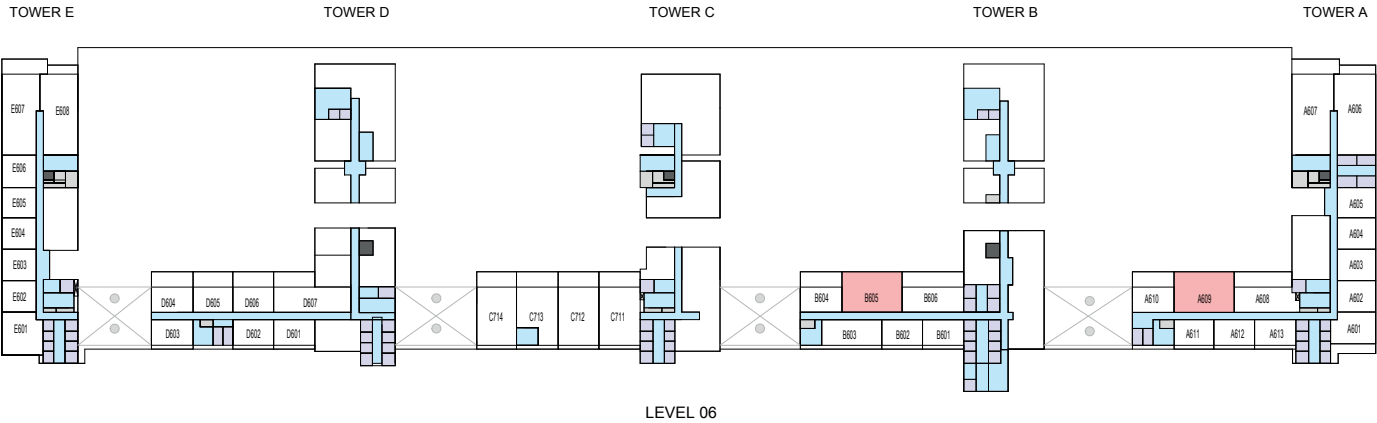
Ras Al Khor, Golf Course

B3021

Disclaimer: 1. All dimensions are in metric, measured to wall finishes. 2. All materials, dimensions & drawings are approximate. 3. Information is subject to change without notice, at developer's absolute discretion. 4. Actual area may vary from the stated area. 5. Drawing are not to scale. 6. All images used are for illustrative purpose only and do not represent the actual size, features, specifications, fittings and furnishings. 7. The developer reserves the right to make revisions/ alterations, at its absolute discretion, without any liability whatsoever.

2 BEDROOM LINK APARTMENT
TYPE H (with maid room and powder room + yard) VARIANT 5

TOTAL SALEABLE AREA
SUITE RANGE = 1,204.80 SQ.FT. - 1,208.03 SQ.FT.
YARD RANGE = 496.65 SQ.FT. - 499.98 SQ.FT.
TOTAL RANGE = 1,704.68 SQ.FT. - 1,704.78 SQ.FT.



LEVEL 06

Disclaimer: 1. All dimensions are in metric, measured to wall finishes. 2. All materials, dimensions & drawings are approximate. 3. Information is subject to change without notice, at developer's absolute discretion. 4. Actual area may vary from the stated area. 5. Drawing are not to scale. 6. All images used are for illustrative purpose only and do not represent the actual size, features, specifications, fittings and furnishings. 7. The developer reserves the right to make revisions/ alterations, at its absolute discretion, without any liability whatsoever.

2 BEDROOM LINK APARTMENT

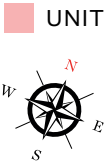
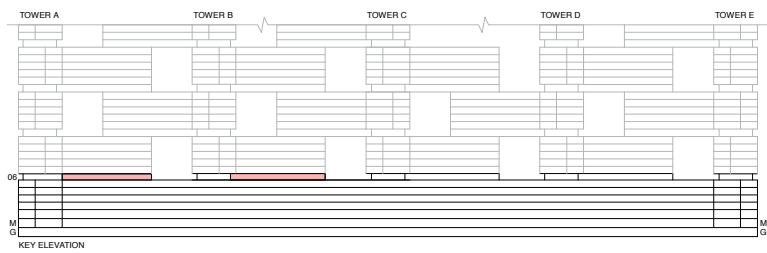
TYPE H (with maid room and powder room + yard) VARIANT 5

TOTAL SALEABLE AREA

SUITE RANGE = 1,204.80 SQ.FT. - 1,208.03 SQ.FT.

YARD RANGE = 496.65 SQ.FT. - 499.98 SQ.FT.

TOTAL RANGE = 1,704.68 SQ.FT. - 1,704.78 SQ.FT.



List of unit numbers with this unit plan:

VIEWS

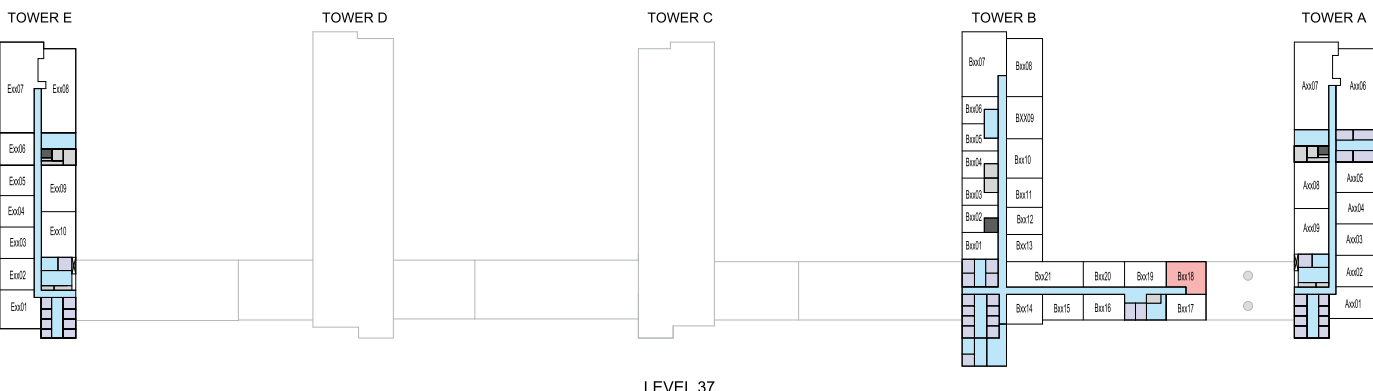
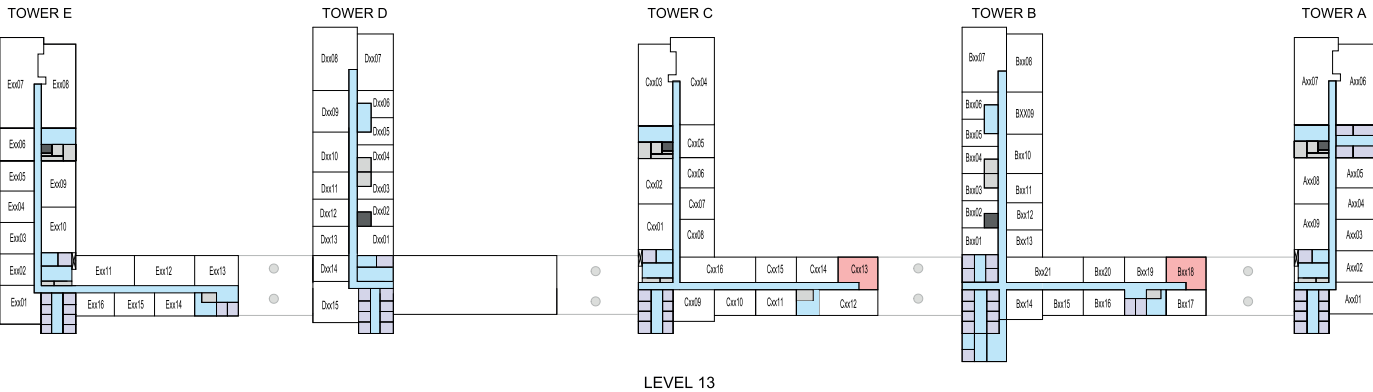
Amenities

A609, B605

Disclaimer: 1. All dimensions are in metric, measured to wall finishes. 2. All materials, dimensions & drawings are approximate. 3. Information is subject to change without notice, at developer's absolute discretion. 4. Actual area may vary from the stated area. 5. Drawing are not to scale. 6. All images used are for illustrative purpose only and do not represent the actual size, features, specifications, fittings and furnishings. 7. The developer reserves the right to make revisions/ alterations, at its absolute discretion, without any liability whatsoever.

2 BEDROOM LINK APARTMENT
TYPE J (with powder room + yard)

TOTAL SALEABLE AREA
SUITE = 915.79 SQ.FT.
YARD = 149.83 SQ.FT.
TOTAL = 1,065.62 SQ.FT.



Disclaimer: 1. All dimensions are in metric, measured to wall finishes. 2. All materials, dimensions & drawings are approximate. 3. Information is subject to change without notice, at developer's absolute discretion. 4. Actual area may vary from the stated area. 5. Drawing are not to scale. 6. All images used are for illustrative purpose only and do not represent the actual size, features, specifications, fittings and furnishings. 7. The developer reserves the right to make revisions/ alterations, at its absolute discretion, without any liability whatsoever.

2 BEDROOM LINK APARTMENT

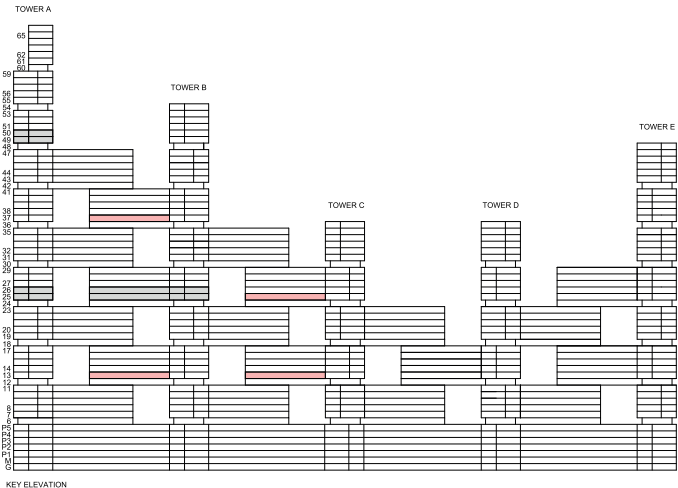
TYPE J (with powder room + yard)

TOTAL SALEABLE AREA

SUITE = 915.79 SQ.FT.

YARD = 149.83 SQ.FT.

TOTAL = 1,065.62 SQ.FT.



List of unit numbers with this unit plan:

VIEWS

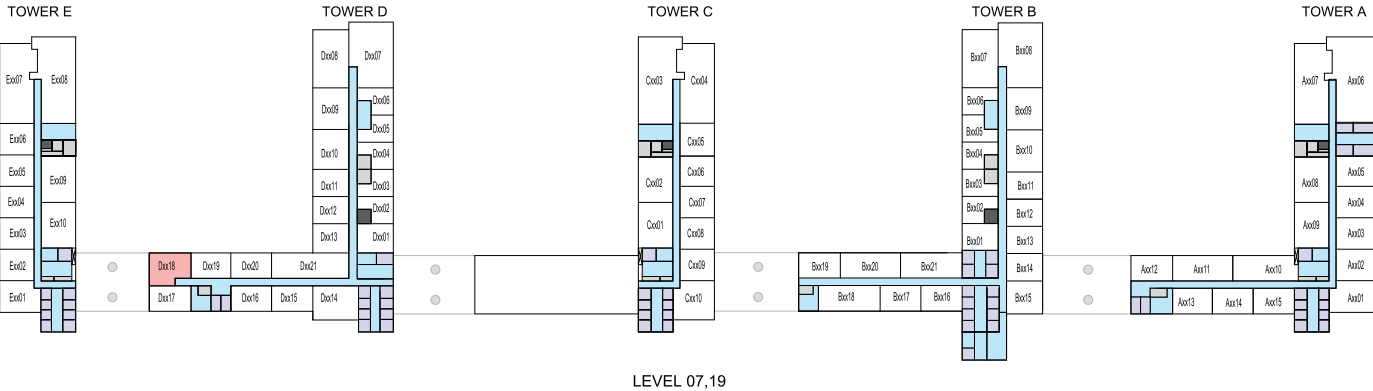
Ras Al Khor, Golf Course, Creek, Amenities
B1318, C1313, C2513

Ras Al Khor, Golf Course, Creek
B3718

Disclaimer: 1. All dimensions are in metric, measured to wall finishes. 2. All materials, dimensions & drawings are approximate. 3. Information is subject to change without notice, at developer's absolute discretion. 4. Actual area may vary from the stated area. 5. Drawing are not to scale. 6. All images used are for illustrative purpose only and do not represent the actual size, features, specifications, fittings and furnishings. 7. The developer reserves the right to make revisions/ alterations, at its absolute discretion, without any liability whatsoever.

2 BEDROOM LINK APARTMENT
TYPE J (with powder room + yard) VARIANT 1

TOTAL SALEABLE AREA
SUITE = 915.79 SQ.FT.
YARD = 149.83 SQ.FT.
TOTAL = 1,065.62 SQ.FT.

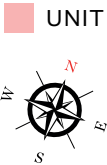
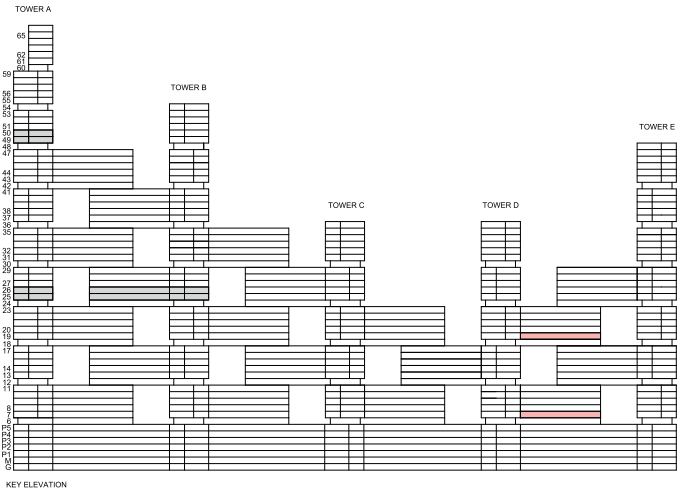


LEVEL 07,19

Disclaimer: 1. All dimensions are in metric, measured to wall finishes. 2. All materials, dimensions & drawings are approximate. 3. Information is subject to change without notice, at developer's absolute discretion. 4. Actual area may vary from the stated area. 5. Drawing are not to scale. 6. All images used are for illustrative purpose only and do not represent the actual size, features, specifications, fittings and furnishings. 7. The developer reserves the right to make revisions/ alterations, at its absolute discretion, without any liability whatsoever.

2 BEDROOM LINK APARTMENT
TYPE J (with powder room + yard) VARIANT 1

TOTAL SALEABLE AREA
SUITE = 915.79 SQ.FT.
YARD = 149.83 SQ.FT.
TOTAL = 1,065.62 SQ.FT.



List of unit numbers with this unit plan:

VIEWS

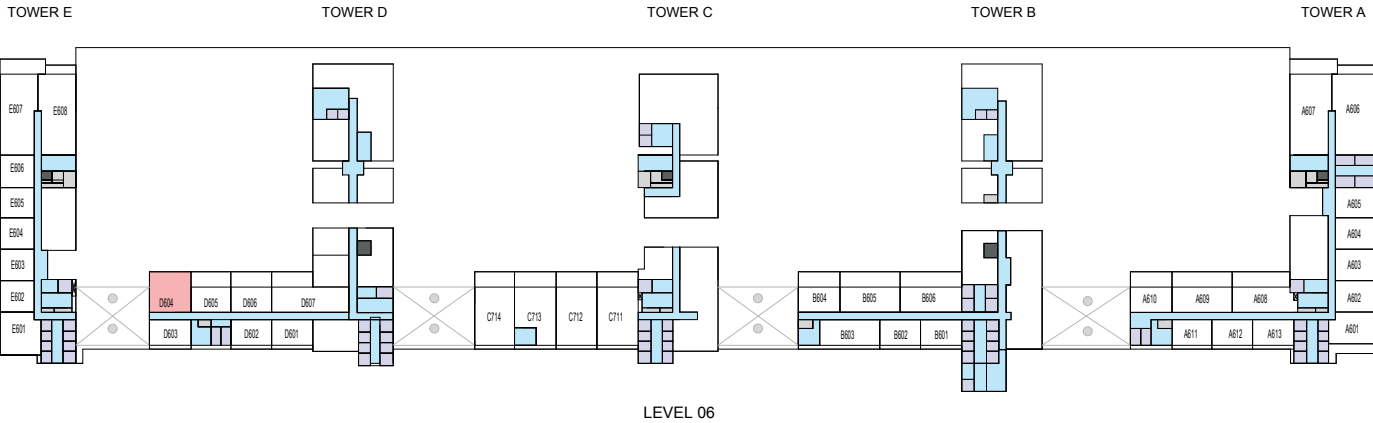
Ras Al Khor, Creek, Amenities
D718

Ras Al Khor, Golf Course, Creek, Amenities
D1918

Disclaimer: 1. All dimensions are in metric, measured to wall finishes. 2. All materials, dimensions & drawings are approximate. 3. Information is subject to change without notice, at developer's absolute discretion. 4. Actual area may vary from the stated area. 5. Drawing are not to scale. 6. All images used are for illustrative purpose only and do not represent the actual size, features, specifications, fittings and furnishings. 7. The developer reserves the right to make revisions/ alterations, at its absolute discretion, without any liability whatsoever.

2 BEDROOM LINK APARTMENT
TYPE J (with powder room + yard) VARIANT 2

TOTAL SALEABLE AREA
SUITE = 914.93 SQ.FT.
YARD = 361.56 SQ.FT.
TOTAL = 1,276.49 SQ.FT.

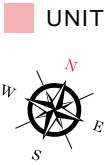
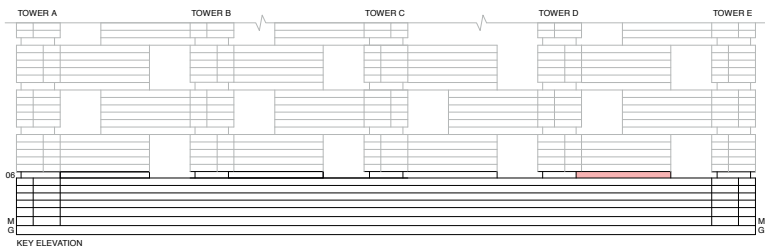


LEVEL 06

Disclaimer: 1. All dimensions are in metric, measured to wall finishes. 2. All materials, dimensions & drawings are approximate. 3. Information is subject to change without notice, at developer's absolute discretion. 4. Actual area may vary from the stated area. 5. Drawing are not to scale. 6. All images used are for illustrative purpose only and do not represent the actual size, features, specifications, fittings and furnishings. 7. The developer reserves the right to make revisions/ alterations, at its absolute discretion, without any liability whatsoever.

2 BEDROOM LINK APARTMENT
TYPE J (with powder room + yard) VARIANT 2

TOTAL SALEABLE AREA
SUITE = 914.93 SQ.FT.
YARD = 361.56 SQ.FT.
TOTAL = 1,276.49 SQ.FT.



List of unit numbers with this unit plan:

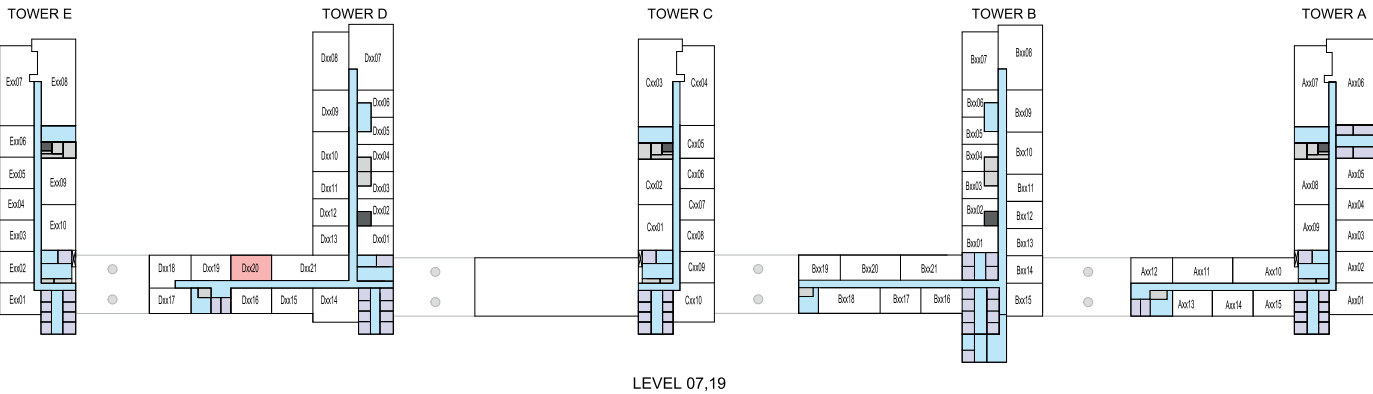
VIEWS

Amenities
D604

Disclaimer: 1. All dimensions are in metric, measured to wall finishes. 2. All materials, dimensions & drawings are approximate. 3. Information is subject to change without notice, at developer's absolute discretion. 4. Actual area may vary from the stated area. 5. Drawing are not to scale. 6. All images used are for illustrative purpose only and do not represent the actual size, features, specifications, fittings and furnishings. 7. The developer reserves the right to make revisions/ alterations, at its absolute discretion, without any liability whatsoever.

2 BEDROOM LINK APARTMENT
TYPE K (with yard)

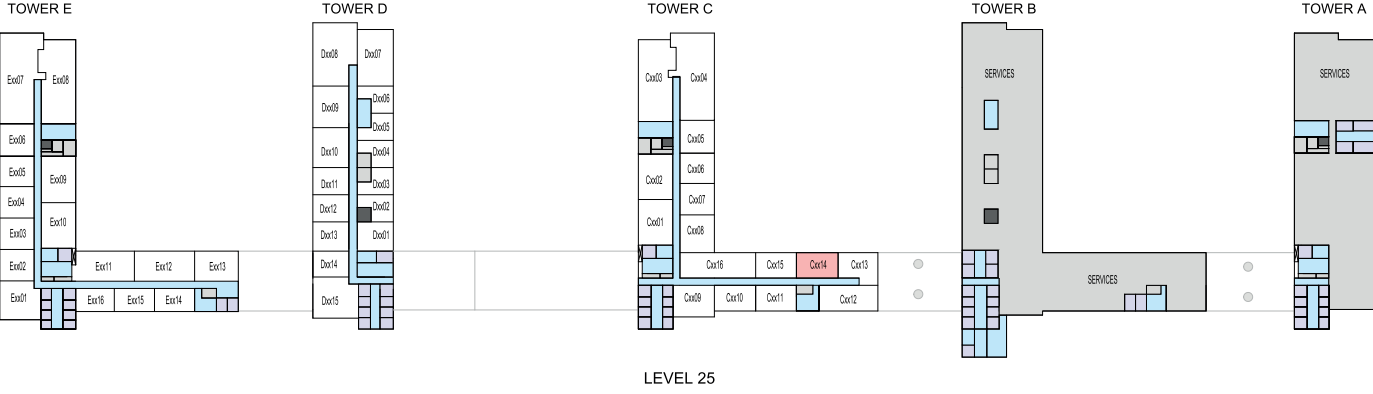
TOTAL SALEABLE AREA
SUITE = 803.31 SQ.FT.
YARD = 138.10 SQ.FT.
TOTAL = 941.41 SQ.FT.



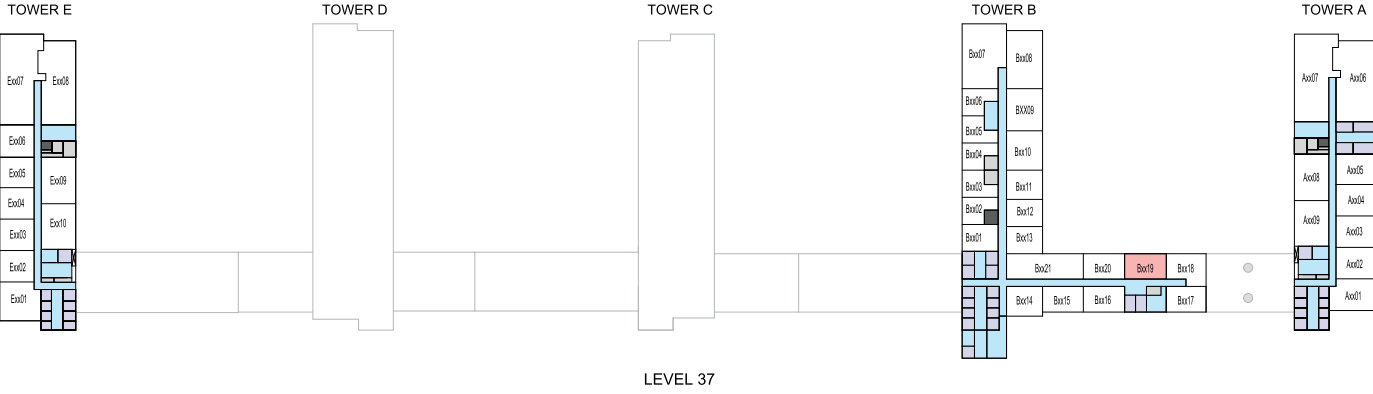
LEVEL 07,19



LEVEL 13



LEVEL 25

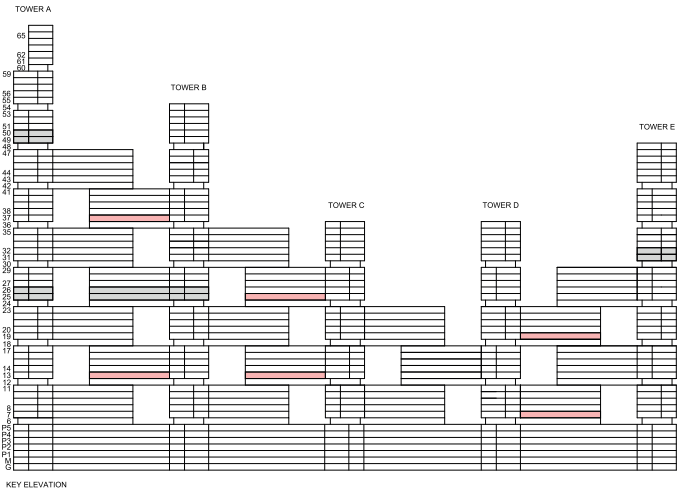


LEVEL 37

Disclaimer: 1. All dimensions are in metric, measured to wall finishes. 2. All materials, dimensions & drawings are approximate. 3. Information is subject to change without notice, at developer's absolute discretion. 4. Actual area may vary from the stated area. 5. Drawing are not to scale. 6. All images used are for illustrative purpose only and do not represent the actual size, features, specifications, fittings and furnishings. 7. The developer reserves the right to make revisions/ alterations, at its absolute discretion, without any liability whatsoever.

2 BEDROOM LINK APARTMENT
TYPE K (with yard)

TOTAL SALEABLE AREA
SUITE = 803.31 SQ.FT.
YARD = 138.10 SQ.FT.
TOTAL = 941.41 SQ.FT.



List of unit numbers with this unit plan:

- VIEWS**
- Ras Al Khor, Golf Course, Creek, Amenities
B1319, C1314, C2514
 - Ras Al Khor, Golf Course, Creek
B3719
 - Ras Al Khor, Amenities
D720
 - Ras Al Khor, Golf Course, Amenities
D1920

Disclaimer: 1. All dimensions are in metric, measured to wall finishes. 2. All materials, dimensions & drawings are approximate. 3. Information is subject to change without notice, at developer's absolute discretion. 4. Actual area may vary from the stated area. 5. Drawing are not to scale. 6. All images used are for illustrative purpose only and do not represent the actual size, features, specifications, fittings and furnishings. 7. The developer reserves the right to make revisions/ alterations, at its absolute discretion, without any liability whatsoever.

2 BEDROOM LINK APARTMENT

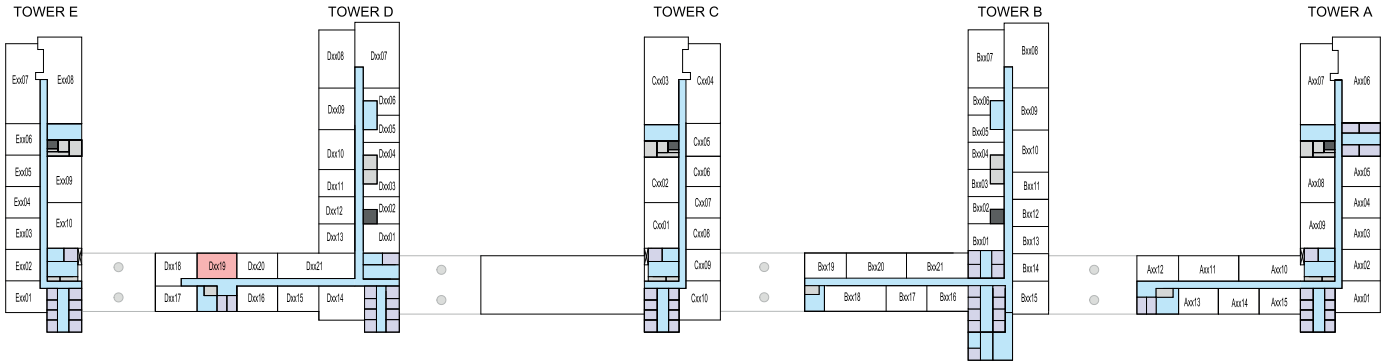
TYPE K (with yard) VARIANT 1

TOTAL SALEABLE AREA

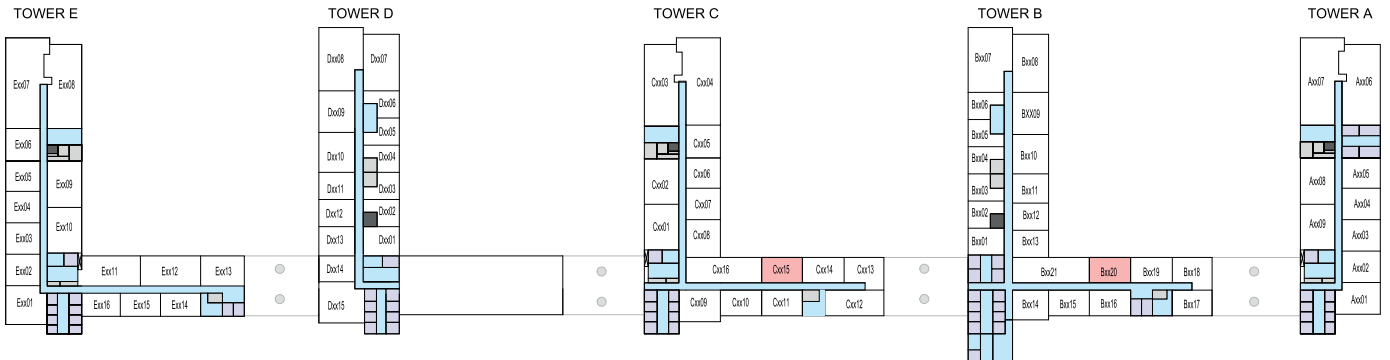
SUITE = 803.31 SQ.FT.

YARD = 138.10 SQ.FT.

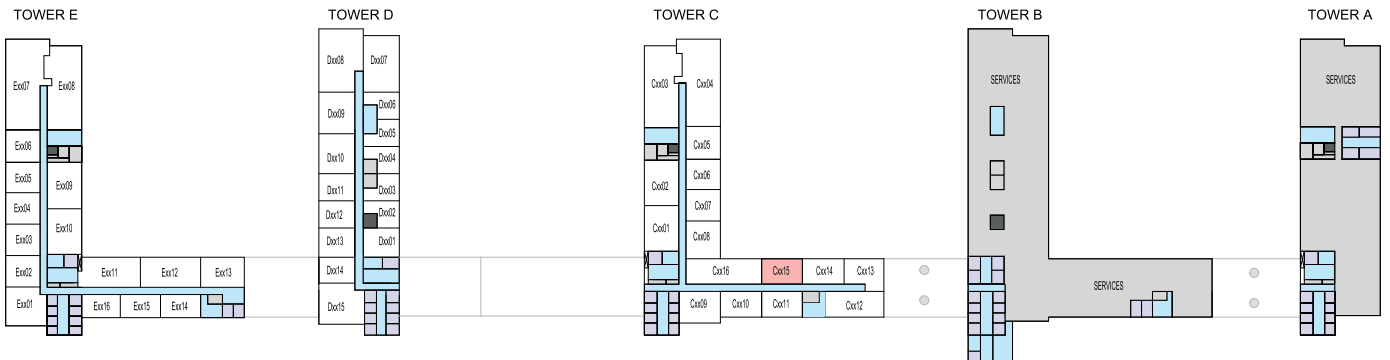
TOTAL = 941.41 SQ.FT.



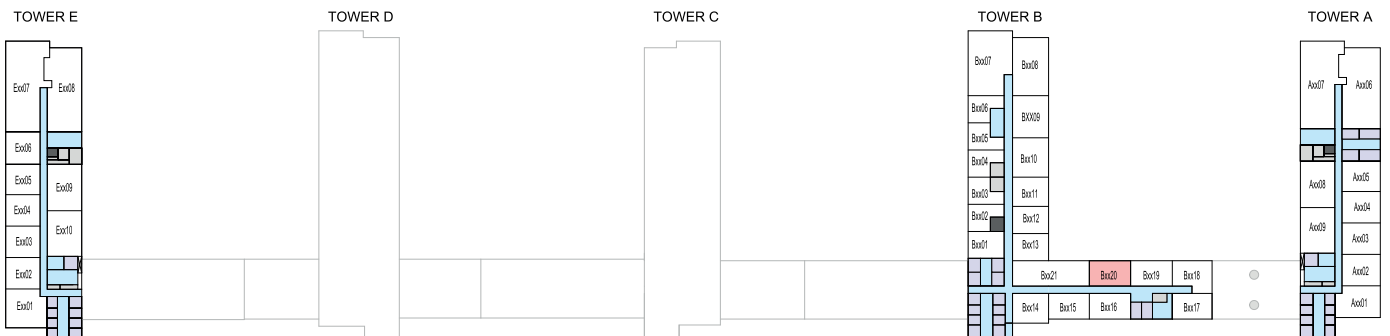
LEVEL 07,19



LEVEL 13



LEVEL 25

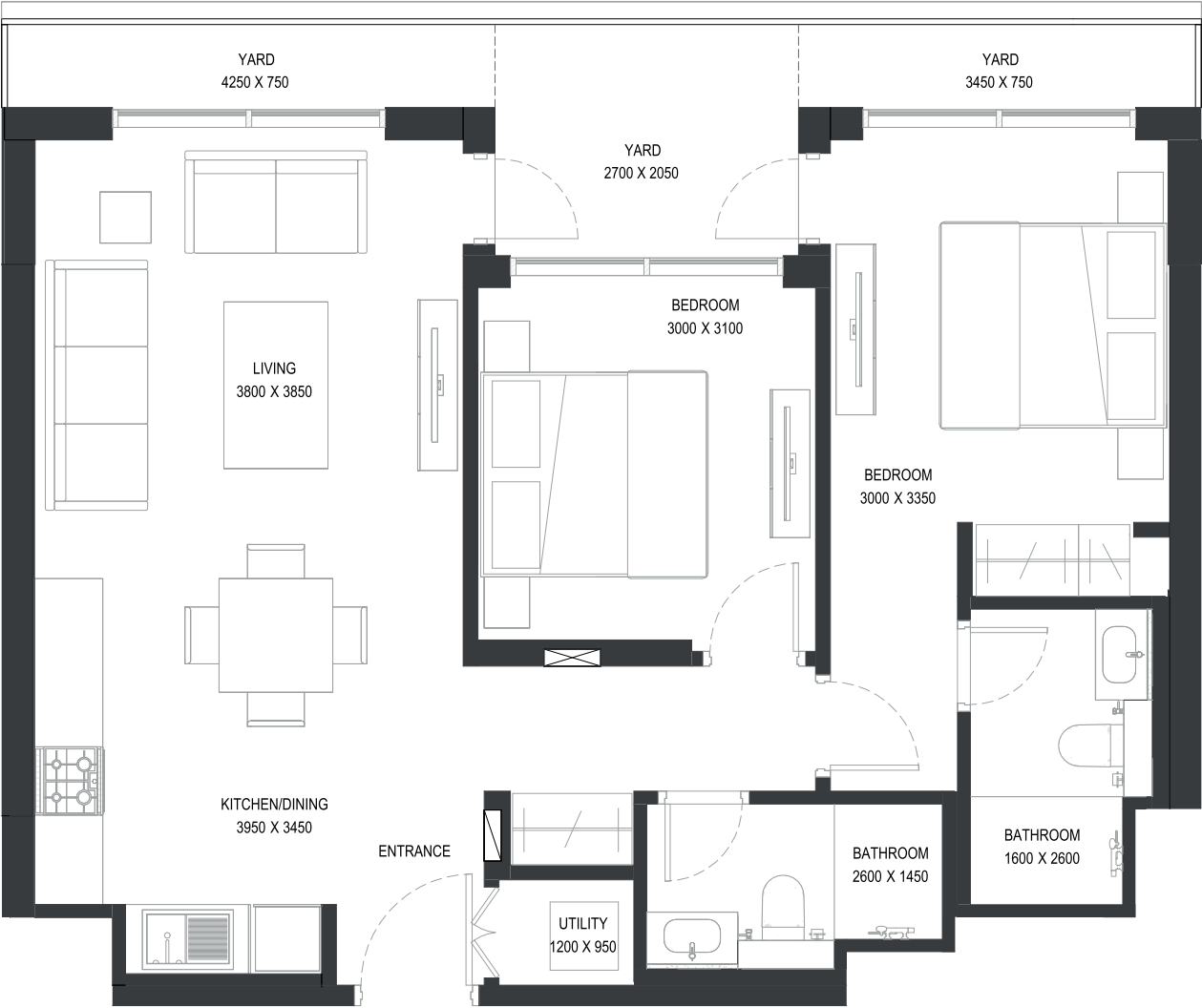
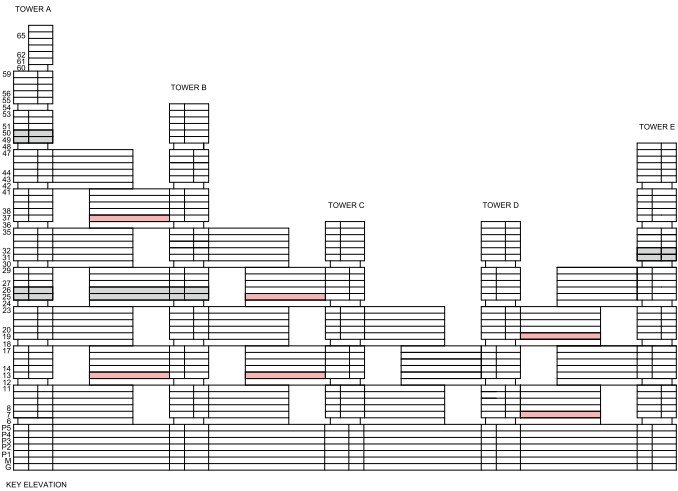


LEVEL 37

2 BEDROOM LINK APARTMENT

TYPE K (with yard) VARIANT 1

TOTAL SALEABLE AREA
 SUITE = 803.31 SQ.FT.
 YARD = 138.10 SQ.FT.
 TOTAL = 941.41 SQ.FT.



List of unit numbers with this unit plan:

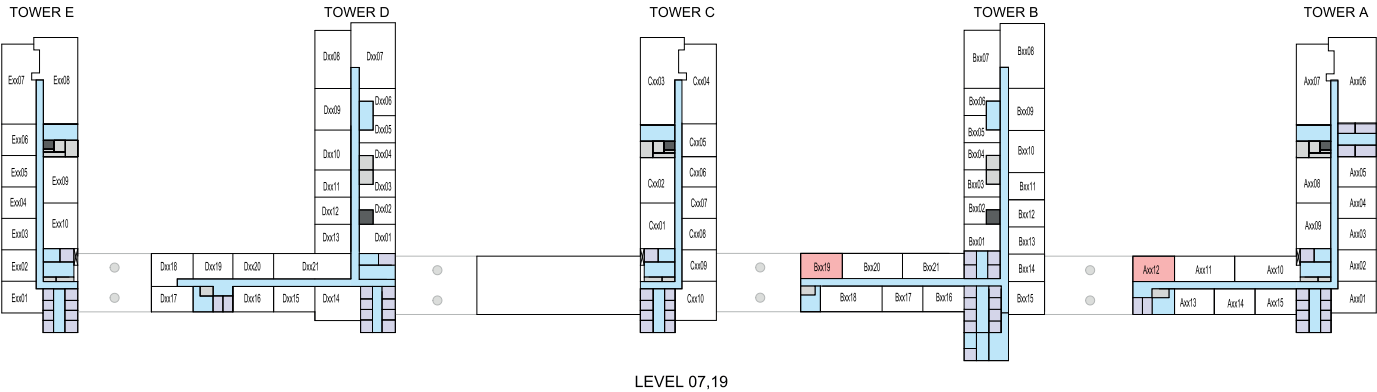
VIEWS

- Golf Course, Creek, Amenities
B1320, C1315, C2515
- Golf Course, Creek
B3720
- Ras Al Khor, Creek, Amenities
D719
- Ras Al Khor, Golf Course, Creek, Amenities
D1919

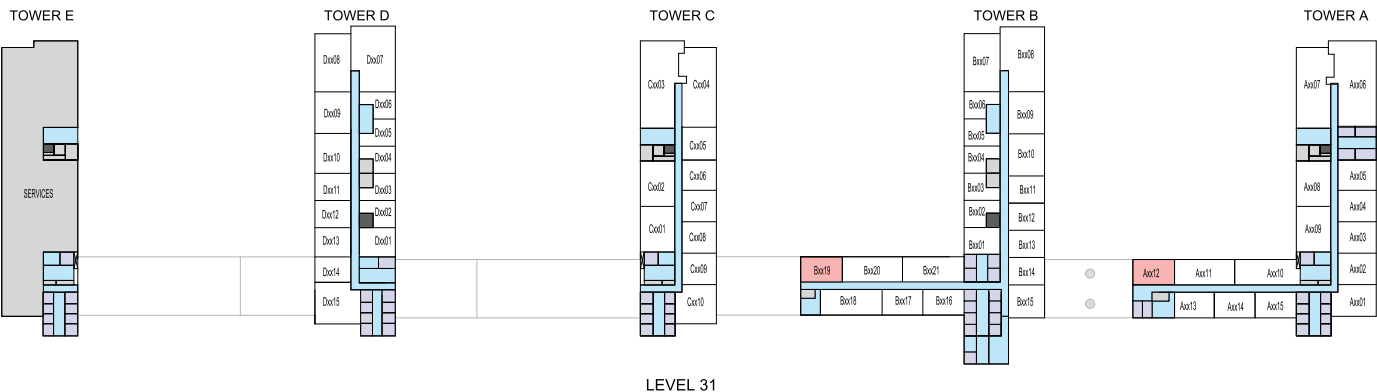
Disclaimer: 1. All dimensions are in metric, measured to wall finishes. 2. All materials, dimensions & drawings are approximate. 3. Information is subject to change without notice, at developer's absolute discretion. 4. Actual area may vary from the stated area. 5. Drawing are not to scale. 6. All images used are for illustrative purpose only and do not represent the actual size, features, specifications, fittings and furnishings. 7. The developer reserves the right to make revisions/ alterations, at its absolute discretion, without any liability whatsoever.

2 BEDROOM LINK APARTMENT
TYPE K (with yard) VARIANT 2

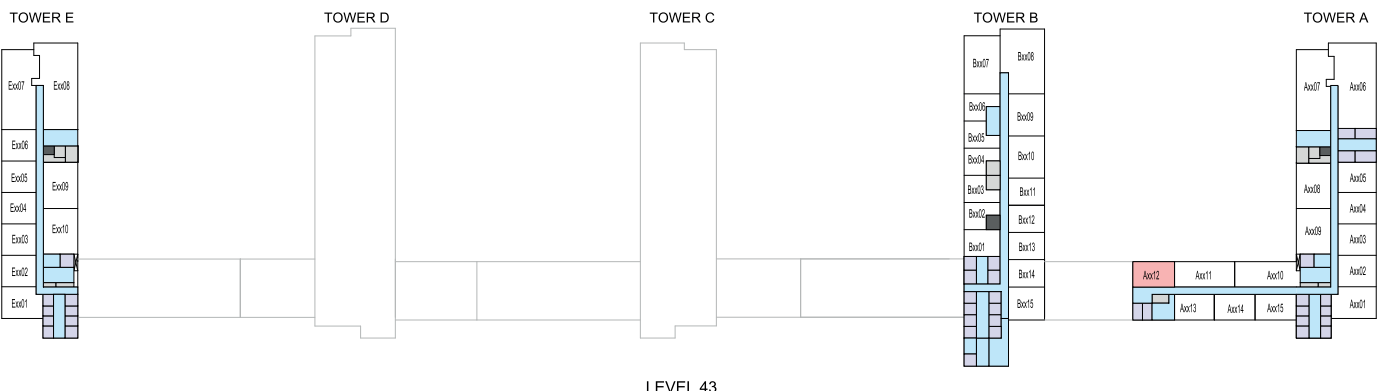
TOTAL SALEABLE AREA
SUITE = 803.31 SQ.FT.
YARD = 139.72 SQ.FT.
TOTAL = 943.03 SQ.FT.



LEVEL 07, 19



LEVEL 31

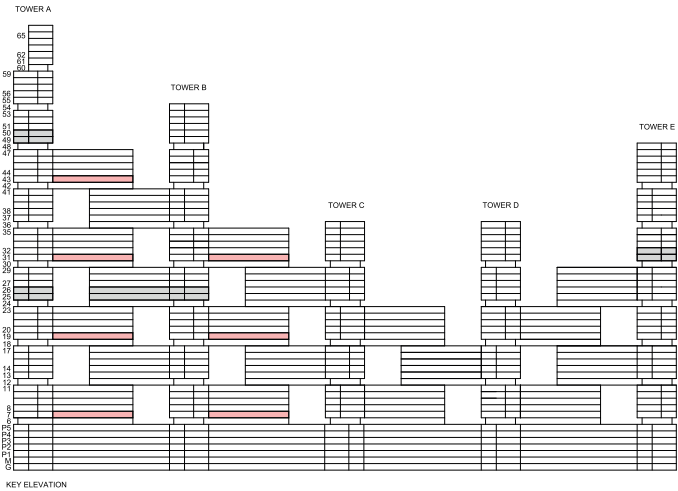


LEVEL 43

Disclaimer: 1. All dimensions are in metric, measured to wall finishes. 2. All materials, dimensions & drawings are approximate. 3. Information is subject to change without notice, at developer's absolute discretion. 4. Actual area may vary from the stated area. 5. Drawing are not to scale. 6. All images used are for illustrative purpose only and do not represent the actual size, features, specifications, fittings and furnishings. 7. The developer reserves the right to make revisions/ alterations, at its absolute discretion, without any liability whatsoever.

2 BEDROOM LINK APARTMENT
TYPE K (with yard) VARIANT 2

TOTAL SALEABLE AREA
SUITE = 803.31 SQ.FT.
YARD = 139.72 SQ.FT.
TOTAL = 943.03 SQ.FT.



List of unit numbers with this unit plan:

VIEWS

Ras Al Khor, Creek, Amenities
A712, B719

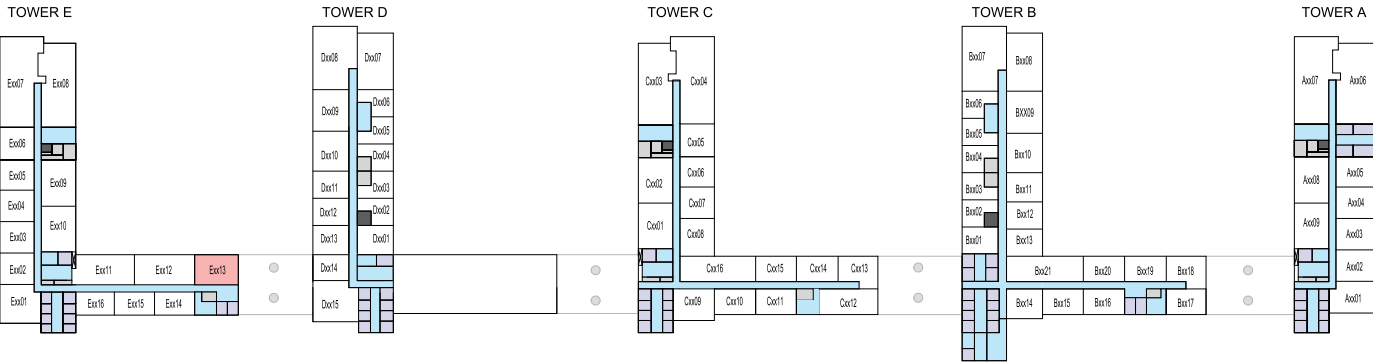
Ras Al Khor, Golf Course, Creek
A3112, A4312, B3119

Ras Al Khor, Golf Course, Creek, Amenities
D1912, D1919

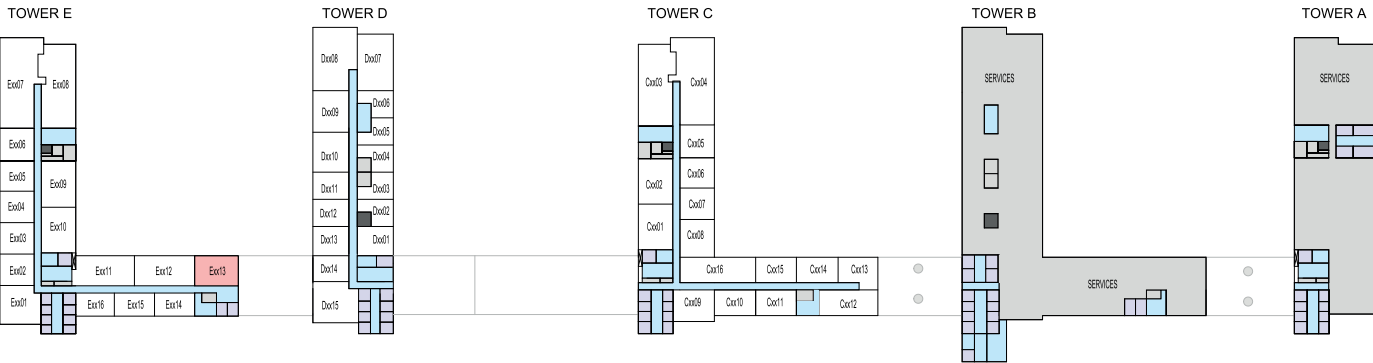
Disclaimer: 1. All dimensions are in metric, measured to wall finishes. 2. All materials, dimensions & drawings are approximate. 3. Information is subject to change without notice, at developer's absolute discretion. 4. Actual area may vary from the stated area. 5. Drawing are not to scale. 6. All images used are for illustrative purpose only and do not represent the actual size, features, specifications, fittings and furnishings. 7. The developer reserves the right to make revisions/ alterations, at its absolute discretion, without any liability whatsoever.

2 BEDROOM LINK APARTMENT
TYPE K (with yard) VARIANT 3

TOTAL SALEABLE AREA
SUITE = 803.31 SQ.FT.
YARD = 139.72 SQ.FT.
TOTAL = 943.03 SQ.FT.



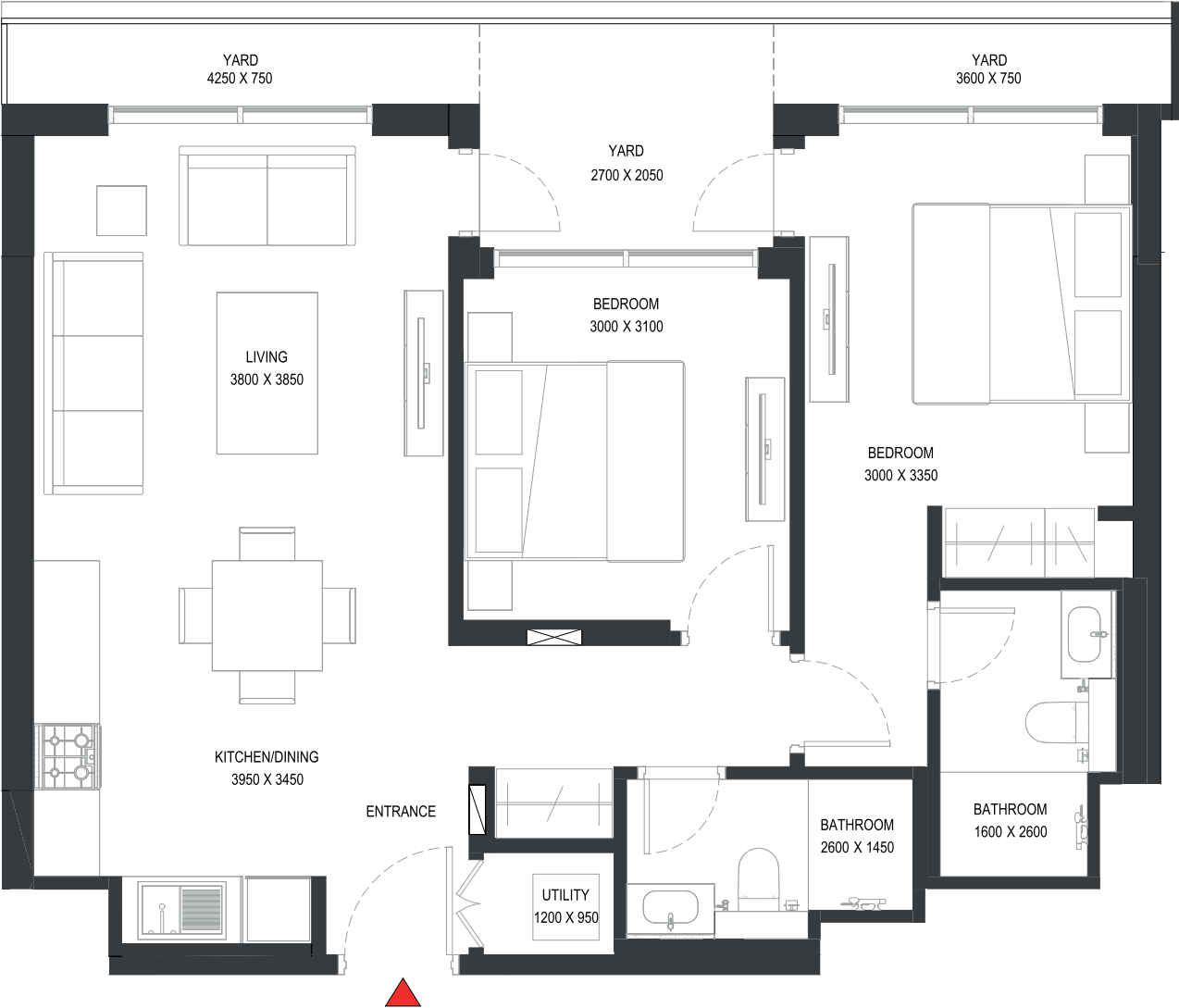
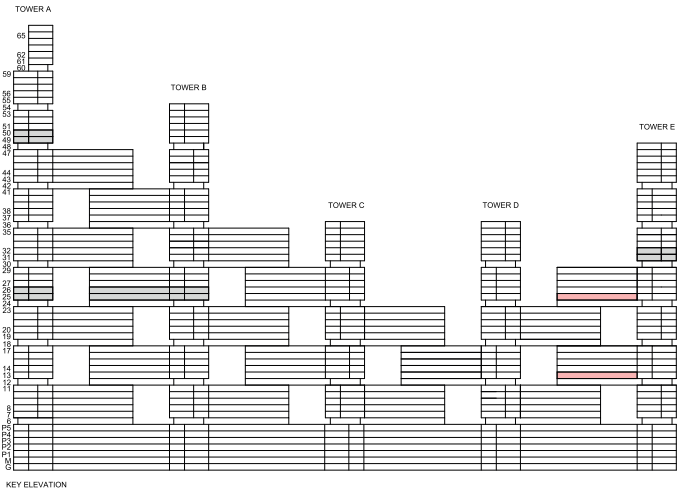
LEVEL 13



LEVEL 25

2 BEDROOM LINK APARTMENT
TYPE K (with yard) VARIANT 3

TOTAL SALEABLE AREA
SUITE = 803.31 SQ.FT.
YARD = 139.72 SQ.FT.
TOTAL = 943.03 SQ.FT.



List of unit numbers with this unit plan:

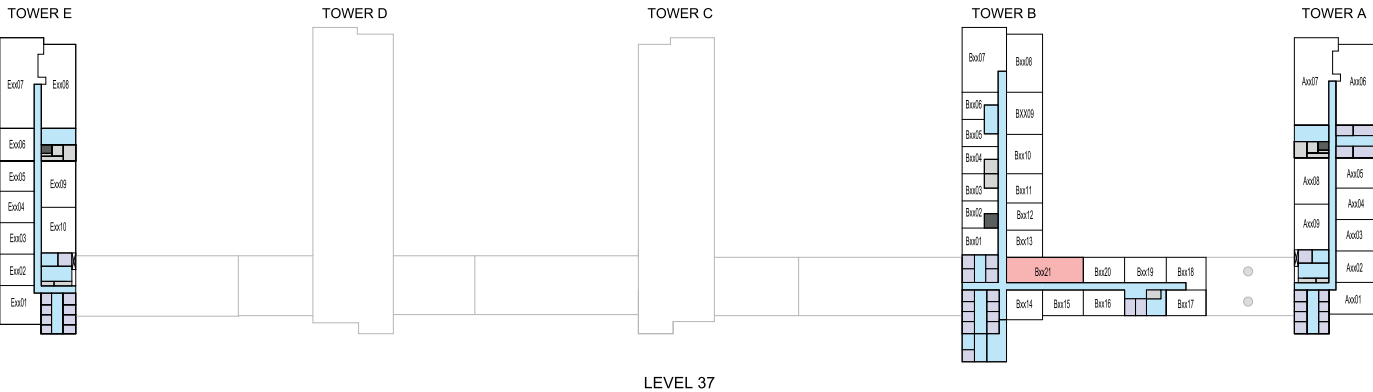
VIEWS

Ras Al Khor, Golf Course, Creek, Amenities
E1313, E2513

Disclaimer: 1. All dimensions are in metric, measured to wall finishes. 2. All materials, dimensions & drawings are approximate. 3. Information is subject to change without notice, at developer's absolute discretion. 4. Actual area may vary from the stated area. 5. Drawing are not to scale. 6. All images used are for illustrative purpose only and do not represent the actual size, features, specifications, fittings and furnishings. 7. The developer reserves the right to make revisions/ alterations, at its absolute discretion, without any liability whatsoever.

2 BEDROOM LINK APARTMENT
TYPE L (with maid room and powder room + yard)

TOTAL SALEABLE AREA
SUITE = 1,293.82 SQ.FT.
YARD = 278.68 SQ.FT.
TOTAL = 1,572.50 SQ.FT.



2 BEDROOM LINK APARTMENT

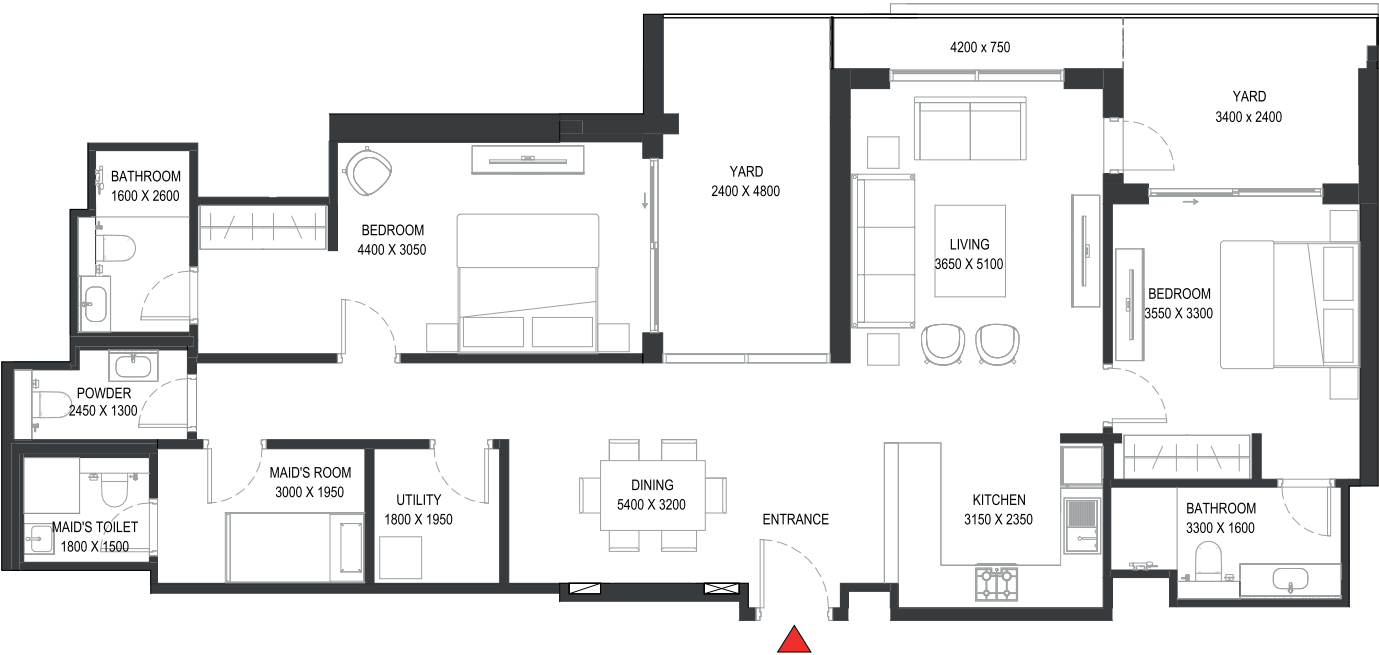
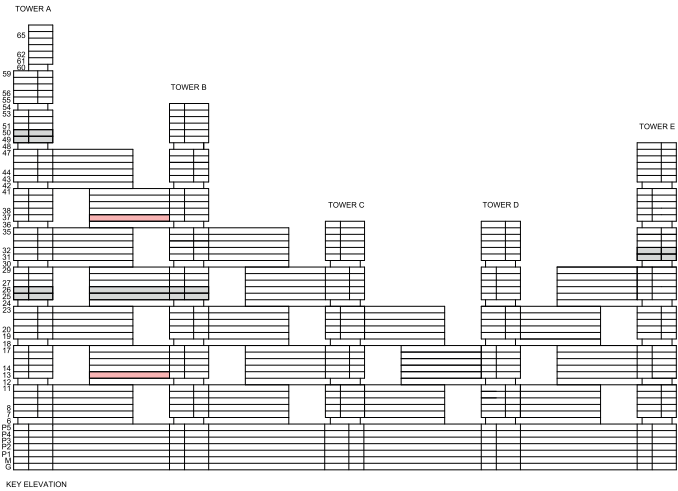
TYPE L (with maid room and powder room + yard)

TOTAL SALEABLE AREA

SUITE = 1,293.82 SQ.FT.

YARD = 278.68 SQ.FT.

TOTAL = 1,572.50 SQ.FT.



List of unit numbers with this unit plan:

VIEWS

Golf Course, Creek, Amenities

B1321

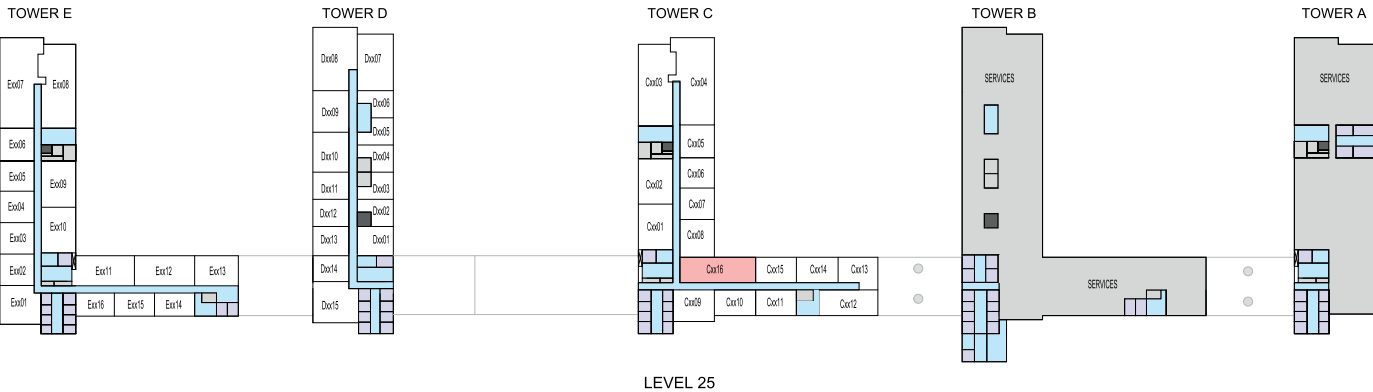
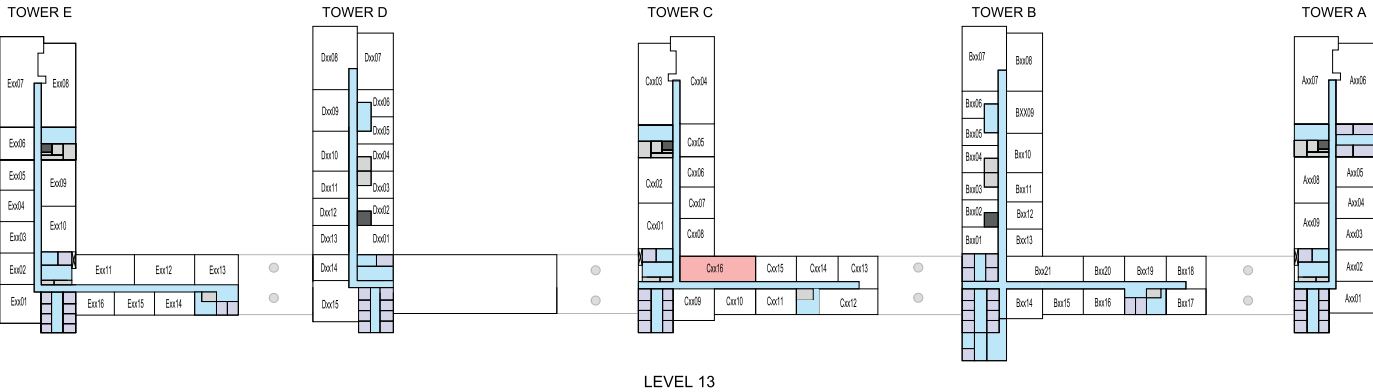
Golf Course, Creek

B3721

Disclaimer: 1. All dimensions are in metric, measured to wall finishes. 2. All materials, dimensions & drawings are approximate. 3. Information is subject to change without notice, at developer's absolute discretion. 4. Actual area may vary from the stated area. 5. Drawing are not to scale. 6. All images used are for illustrative purpose only and do not represent the actual size, features, specifications, fittings and furnishings. 7. The developer reserves the right to make revisions/ alterations, at its absolute discretion, without any liability whatsoever.

2 BEDROOM LINK APARTMENT
TYPE L (with maid room and powder room + yard) VARIANT 1

TOTAL SALEABLE AREA
SUITE = 1,382.09 SQ.FT.
YARD = 272.87 SQ.FT.
TOTAL = 1,654.96 SQ.FT.



Disclaimer: 1. All dimensions are in metric, measured to wall finishes. 2. All materials, dimensions & drawings are approximate. 3. Information is subject to change without notice, at developer's absolute discretion. 4. Actual area may vary from the stated area. 5. Drawing are not to scale. 6. All images used are for illustrative purpose only and do not represent the actual size, features, specifications, fittings and furnishings. 7. The developer reserves the right to make revisions/ alterations, at its absolute discretion, without any liability whatsoever.

2 BEDROOM LINK APARTMENT

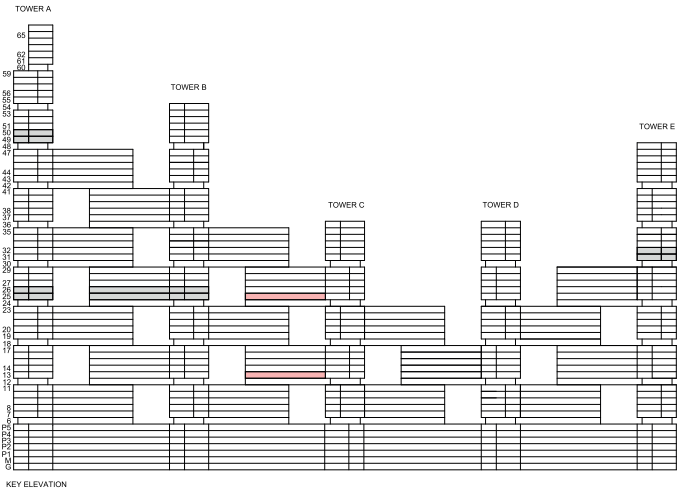
TYPE L (with maid room and powder room + yard) VARIANT 1

TOTAL SALEABLE AREA

SUITE = 1,382.09 SQ.FT.

YARD = 272.87 SQ.FT.

TOTAL = 1,654.96 SQ.FT.



List of unit numbers with this unit plan:

VIEWS

Golf Course, Creek, Amenities

C1316

Golf Course, Creek

C2516

Disclaimer: 1. All dimensions are in metric, measured to wall finishes. 2. All materials, dimensions & drawings are approximate. 3. Information is subject to change without notice, at developer's absolute discretion. 4. Actual area may vary from the stated area. 5. Drawing are not to scale. 6. All images used are for illustrative purpose only and do not represent the actual size, features, specifications, fittings and furnishings. 7. The developer reserves the right to make revisions/ alterations, at its absolute discretion, without any liability whatsoever.

2 BEDROOM LINK APARTMENT

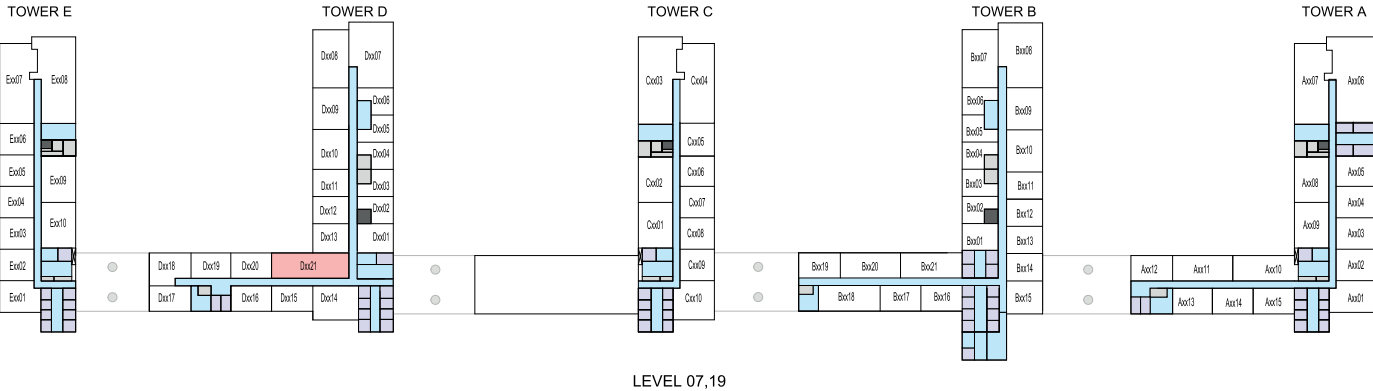
TYPE L (with maid room and powder room + yard) VARIANT 2

TOTAL SALEABLE AREA

SUITE = 1,293.82 SQ.FT.

YARD = 278.68 SQ.FT.

TOTAL = 1,572.50 SQ.FT.



LEVEL 07,19

Disclaimer: 1. All dimensions are in metric, measured to wall finishes. 2. All materials, dimensions & drawings are approximate. 3. Information is subject to change without notice, at developer's absolute discretion. 4. Actual area may vary from the stated area. 5. Drawing are not to scale. 6. All images used are for illustrative purpose only and do not represent the actual size, features, specifications, fittings and furnishings. 7. The developer reserves the right to make revisions/ alterations, at its absolute discretion, without any liability whatsoever.

2 BEDROOM LINK APARTMENT

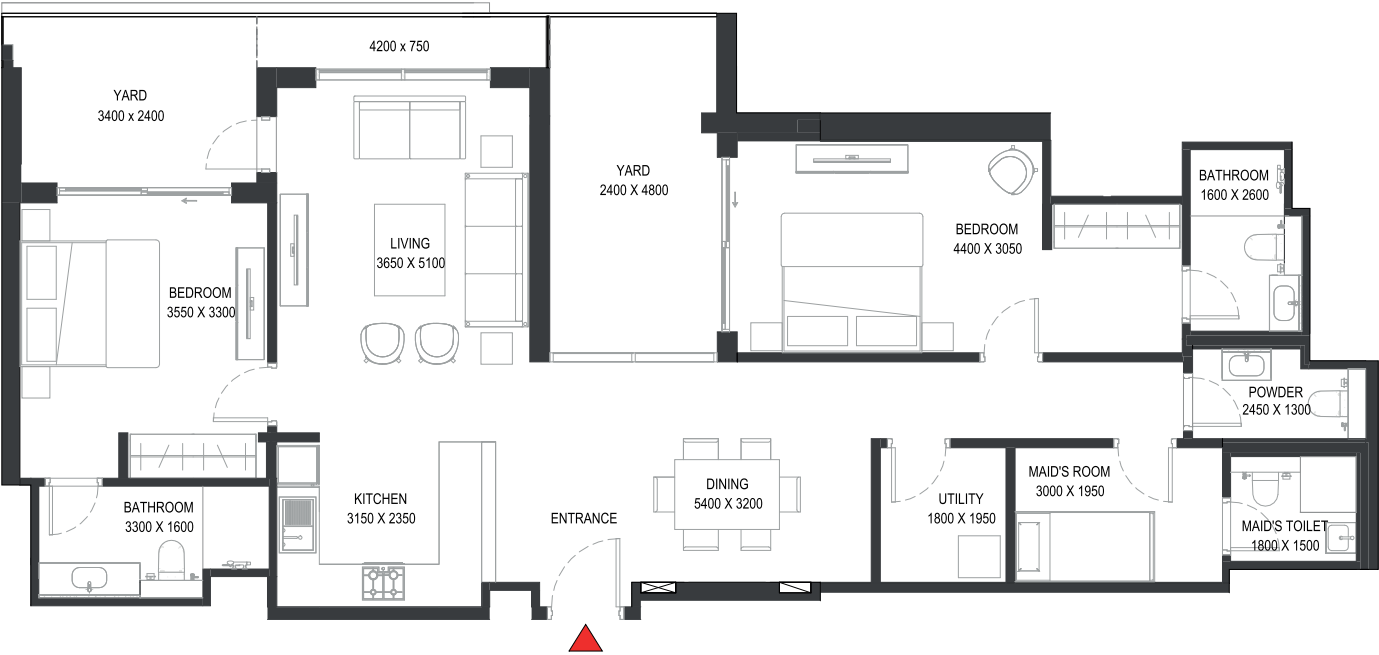
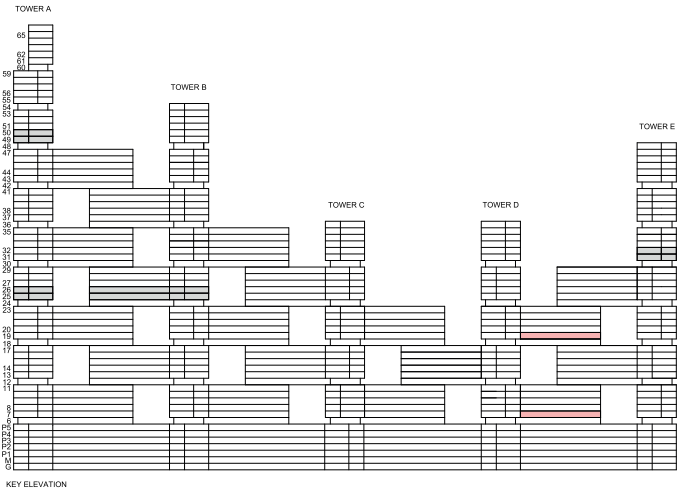
TYPE L (with maid room and powder room + yard) VARIANT 2

TOTAL SALEABLE AREA

SUITE = 1,293.82 SQ.FT.

YARD = 278.68 SQ.FT.

TOTAL = 1,572.50 SQ.FT.



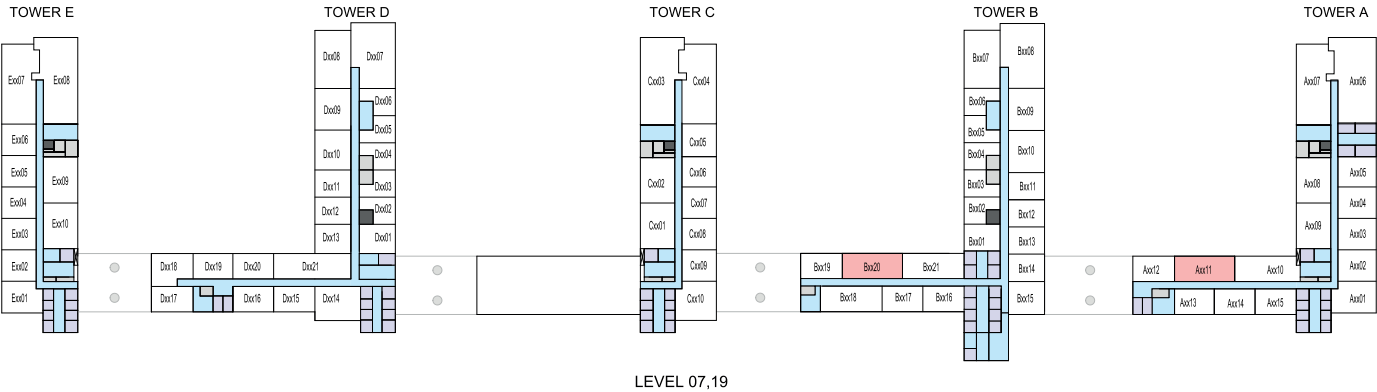
List of unit numbers with this unit plan:

- VIEWSD721Ras Al Khor, Amenities
- D1921Ras Al Khor, Golf Course, Amenities

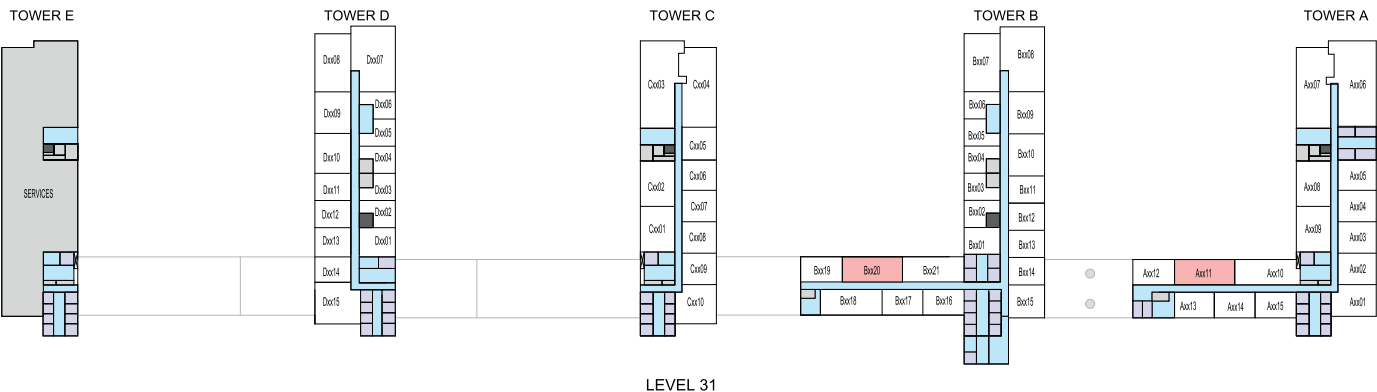
Disclaimer: 1. All dimensions are in metric, measured to wall finishes. 2. All materials, dimensions & drawings are approximate. 3. Information is subject to change without notice, at developer's absolute discretion. 4. Actual area may vary from the stated area. 5. Drawing are not to scale. 6. All images used are for illustrative purpose only and do not represent the actual size, features, specifications, fittings and furnishings. 7. The developer reserves the right to make revisions/ alterations, at its absolute discretion, without any liability whatsoever.

2 BEDROOM LINK APARTMENT
TYPE M (with maid room and powder room + yard)

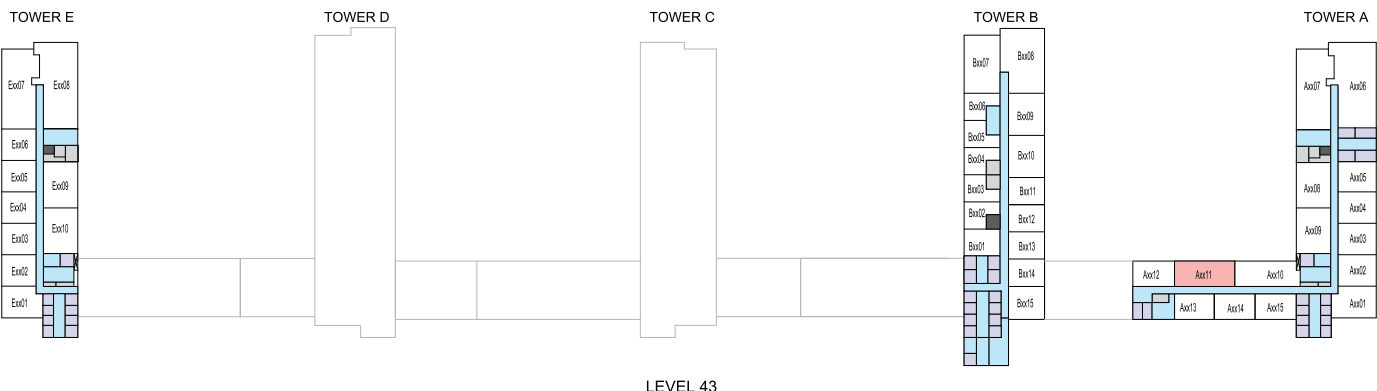
TOTAL SALEABLE AREA
SUITE = 1,204.91 SQ.FT.
YARD = 187.94 SQ.FT.
TOTAL = 1,392.85 SQ.FT.



LEVEL 07, 19



LEVEL 31

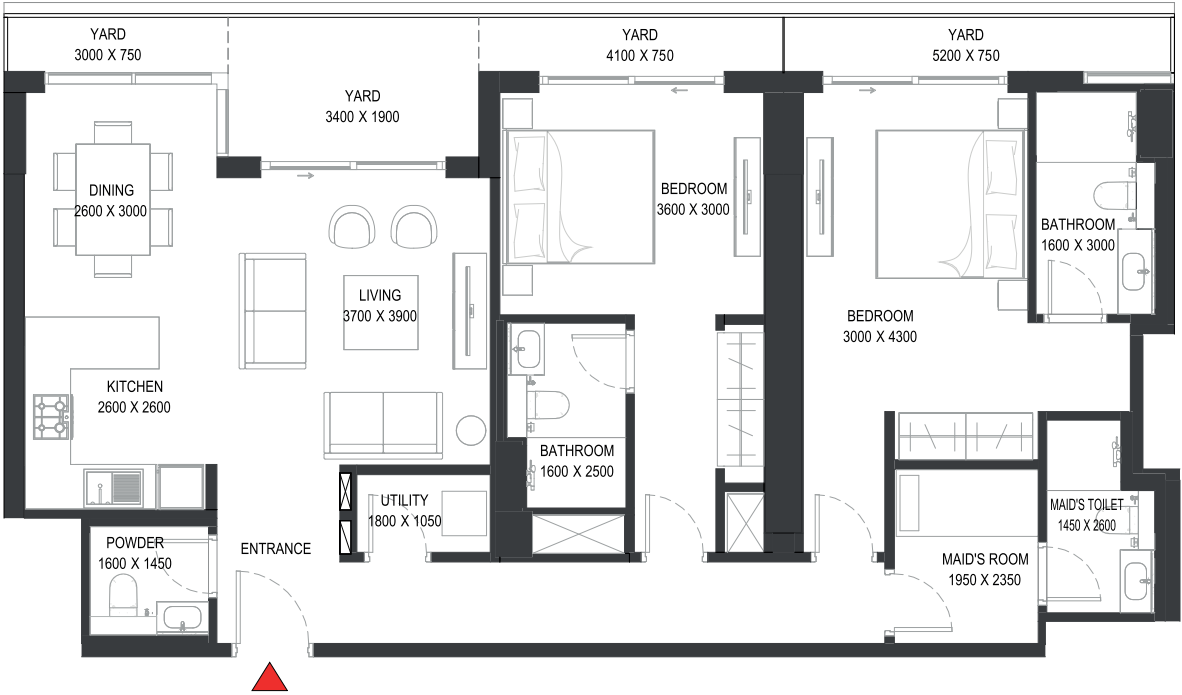
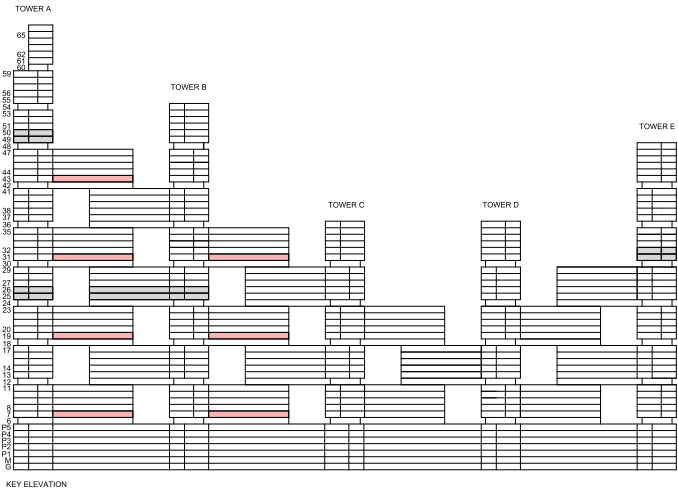


LEVEL 43

2 BEDROOM LINK APARTMENT

TYPE M (with maid room and powder room + yard)

TOTAL SALEABLE AREA
 SUITE = 1,204.91 SQ.FT.
 YARD = 187.94 SQ.FT.
 TOTAL = 1,392.85 SQ.FT.



List of unit numbers with this unit plan:

VIEWS

- Ras Al Khor, Creek, Amenities
A711, B720
- Ras Al Khor, Golf Course, Creek, Amenities
A1911, B1920
- Ras Al Khor, Golf Course, Creek
A3111, A4311, B3120

Disclaimer: 1. All dimensions are in metric, measured to wall finishes. 2. All materials, dimensions & drawings are approximate. 3. Information is subject to change without notice, at developer's absolute discretion. 4. Actual area may vary from the stated area. 5. Drawing are not to scale. 6. All images used are for illustrative purpose only and do not represent the actual size, features, specifications, fittings and furnishings. 7. The developer reserves the right to make revisions/ alterations, at its absolute discretion, without any liability whatsoever.

2 BEDROOM LINK APARTMENT

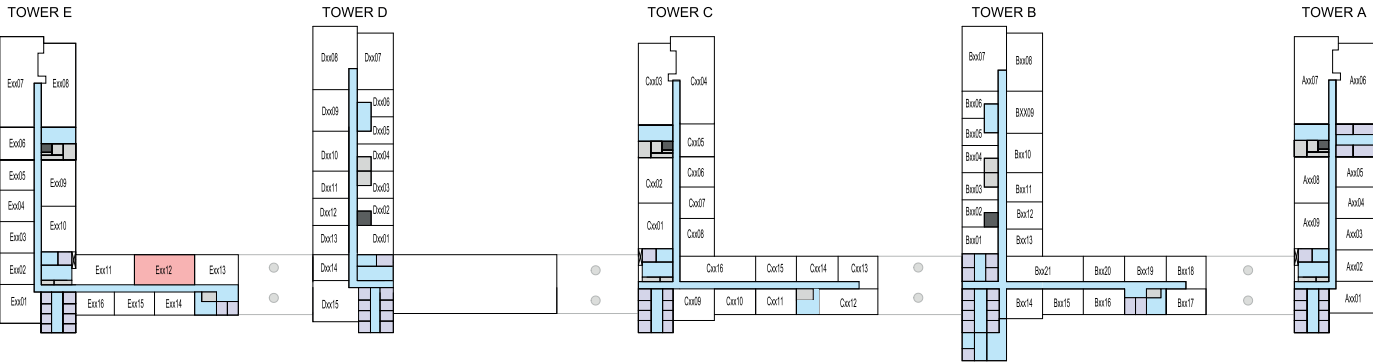
TYPE M (with maid room and powder room + yard) VARIANT 1

TOTAL SALEABLE AREA

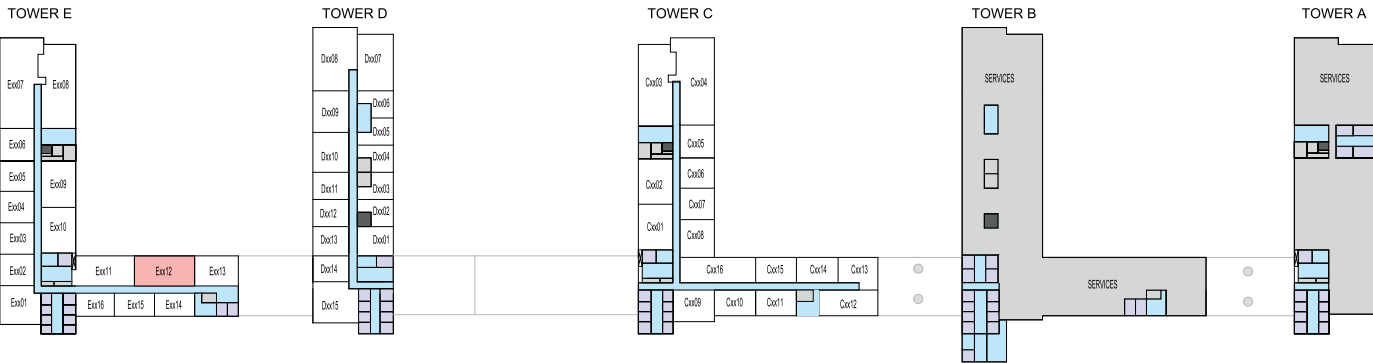
SUITE = 1,204.91 SQ.FT.

YARD = 187.94 SQ.FT.

TOTAL = 1,392.85 SQ.FT.



LEVEL 13



LEVEL 25

Disclaimer: 1. All dimensions are in metric, measured to wall finishes. 2. All materials, dimensions & drawings are approximate. 3. Information is subject to change without notice, at developer's absolute discretion. 4. Actual area may vary from the stated area. 5. Drawing are not to scale. 6. All images used are for illustrative purpose only and do not represent the actual size, features, specifications, fittings and furnishings. 7. The developer reserves the right to make revisions/ alterations, at its absolute discretion, without any liability whatsoever.

2 BEDROOM LINK APARTMENT

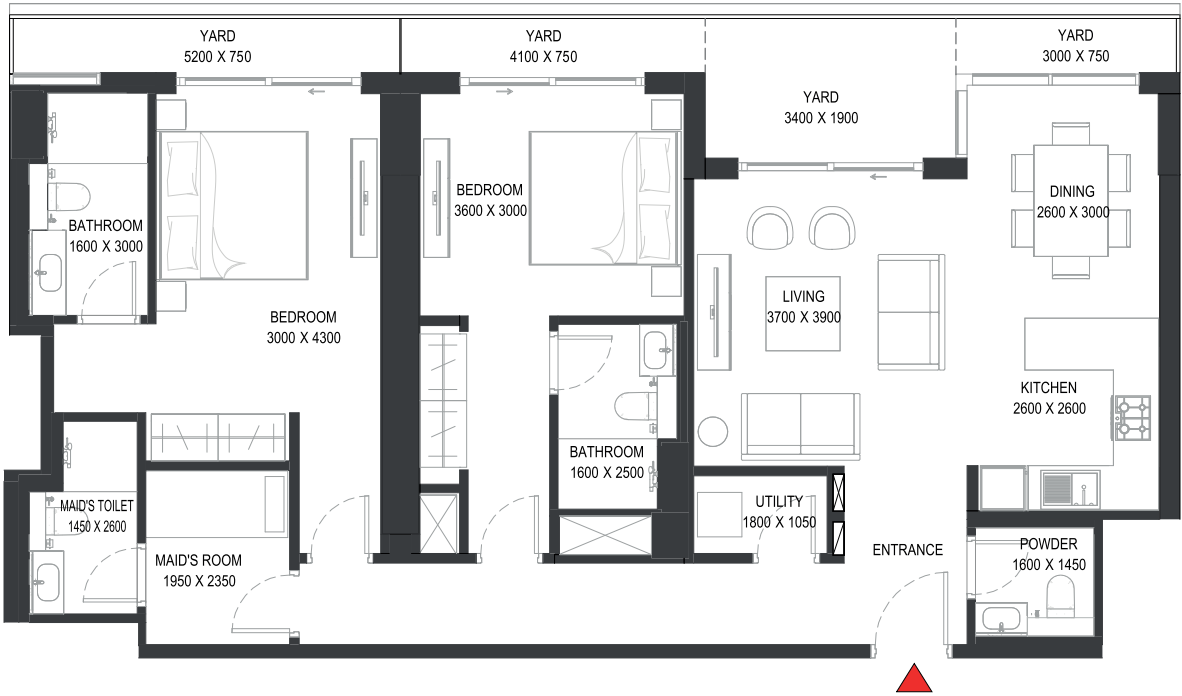
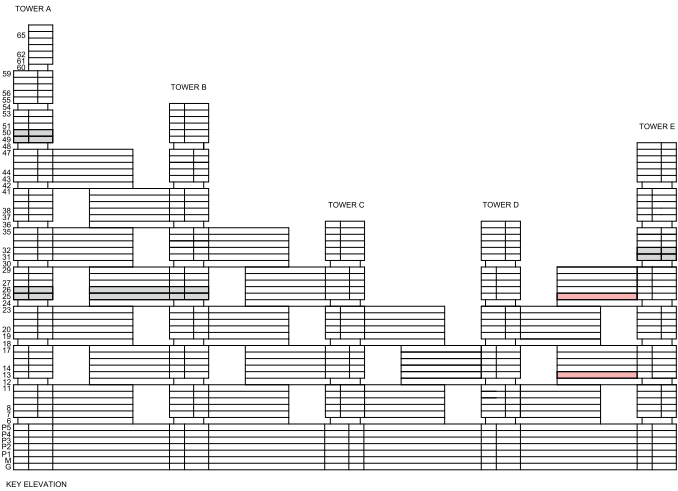
TYPE M (with maid room and powder room + yard) VARIANT 1

TOTAL SALEABLE AREA

SUITE = 1,204.91 SQ.FT.

YARD = 187.94 SQ.FT.

TOTAL = 1,392.85 SQ.FT.



List of unit numbers with this unit plan:

VIEWS

Ras Al Khor, Golf Course, Creek, Amenities

E1312, E2512

Disclaimer: 1. All dimensions are in metric, measured to wall finishes. 2. All materials, dimensions & drawings are approximate. 3. Information is subject to change without notice, at developer's absolute discretion. 4. Actual area may vary from the stated area. 5. Drawing are not to scale. 6. All images used are for illustrative purpose only and do not represent the actual size, features, specifications, fittings and furnishings. 7. The developer reserves the right to make revisions/ alterations, at its absolute discretion, without any liability whatsoever.

2 BEDROOM LINK APARTMENT

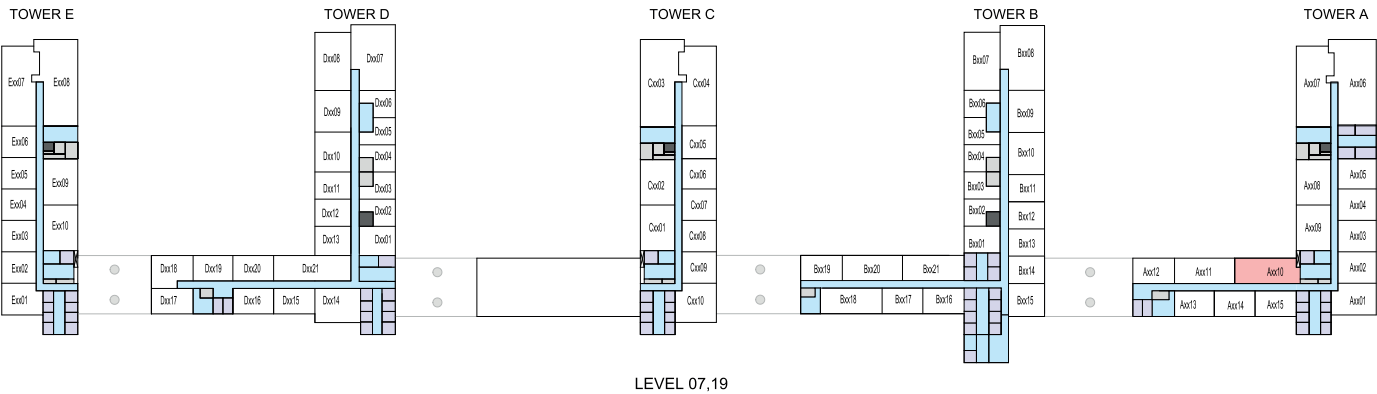
TYPE M (with maid room and powder room + yard) VARIANT 2

TOTAL SALEABLE AREA

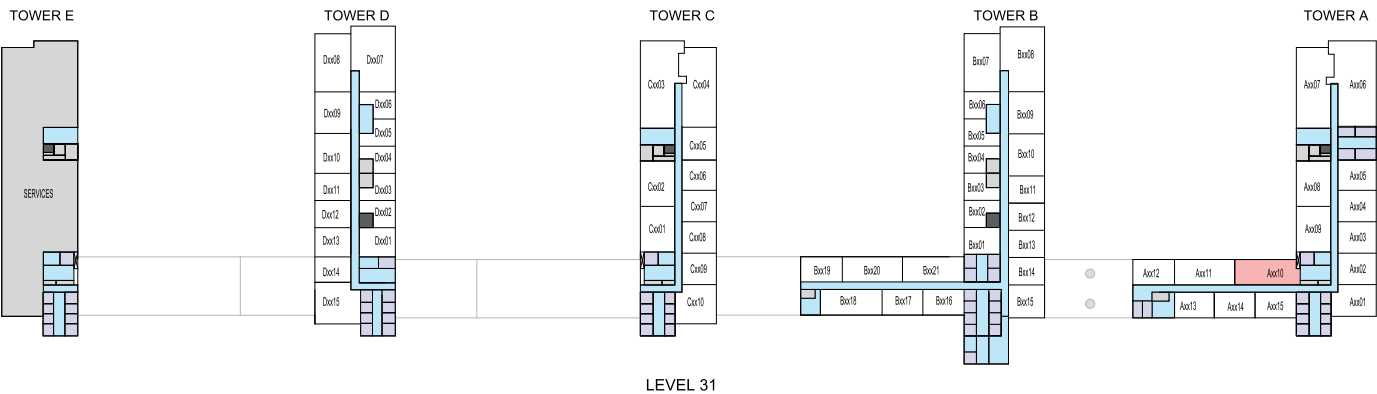
SUITE = 1,262.39 SQ.FT.

YARD = 175.02 SQ.FT.

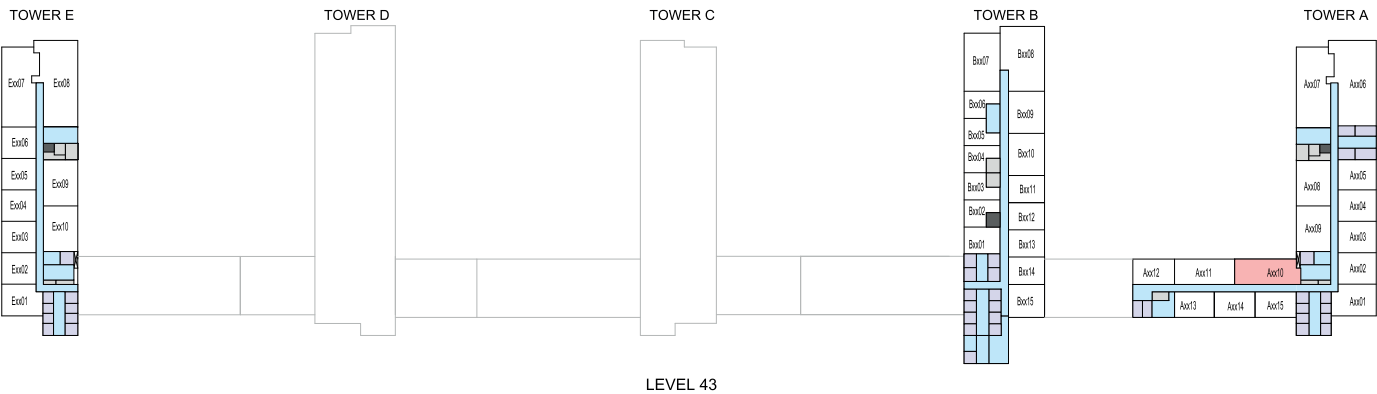
TOTAL = 1,437.41 SQ.FT.



LEVEL 07,19



LEVEL 31



LEVEL 43

2 BEDROOM LINK APARTMENT

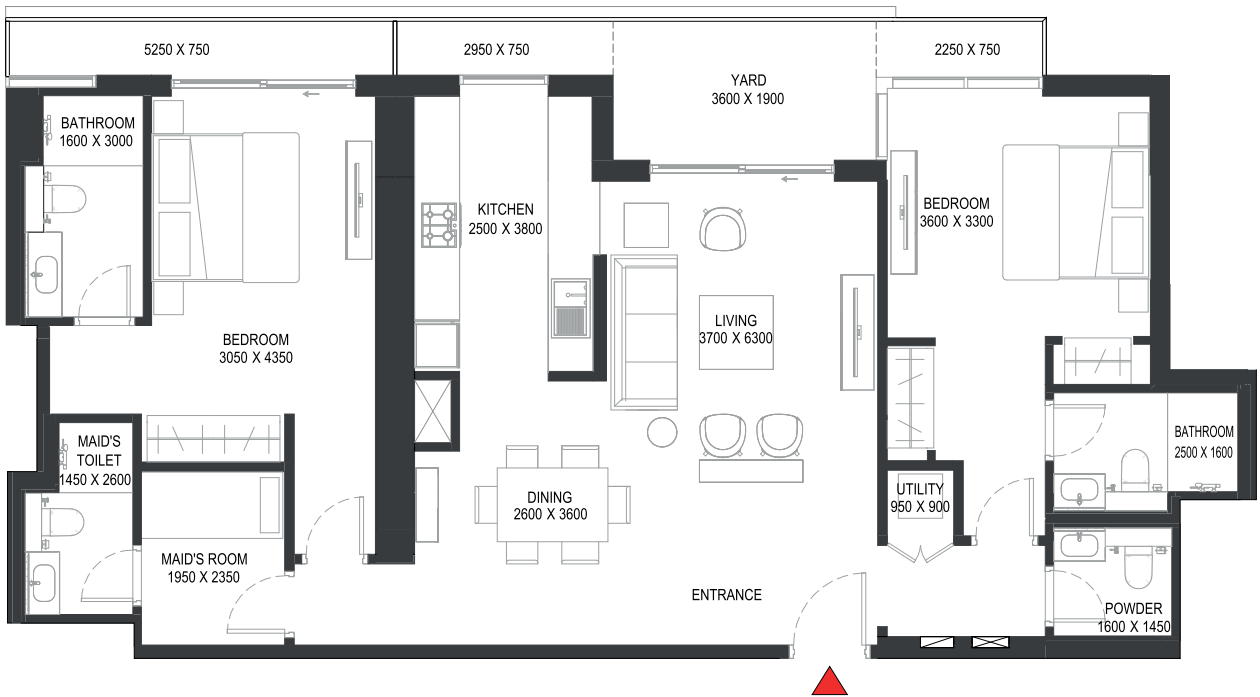
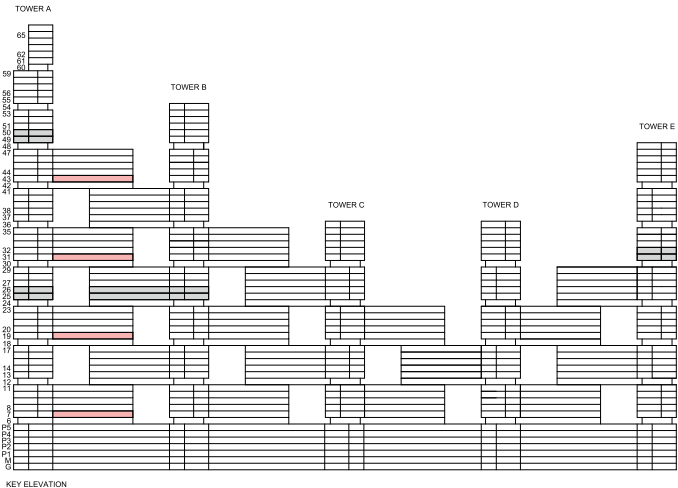
TYPE M (with maid room and powder room + yard) VARIANT 2

TOTAL SALEABLE AREA

SUITE = 1,262.39 SQ.FT.

YARD = 175.02 SQ.FT.

TOTAL = 1,437.41 SQ.FT.



List of unit numbers with this unit plan:

VIEWS

Ras Al Khor, Amenities
A710

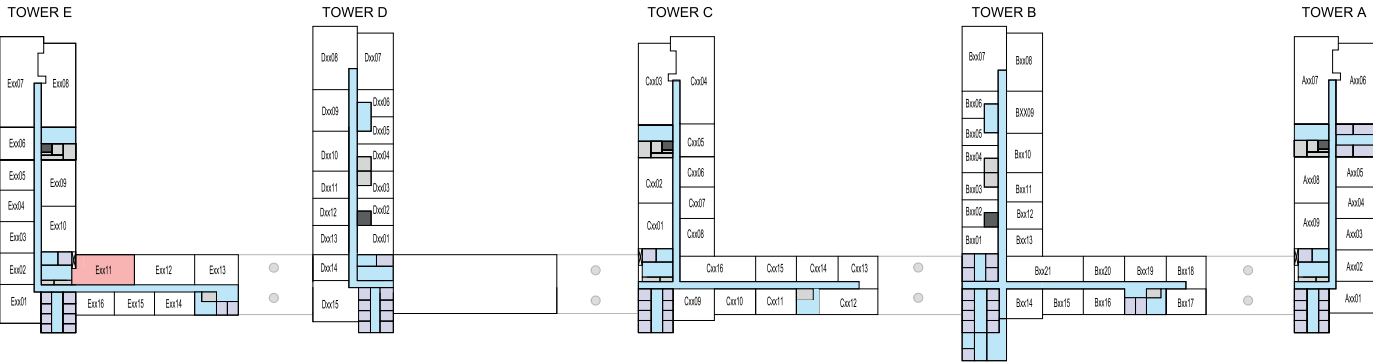
Ras Al Khor, Golf Course, Amenities
A1910

Ras Al Khor, Golf Course
A3110, A4310

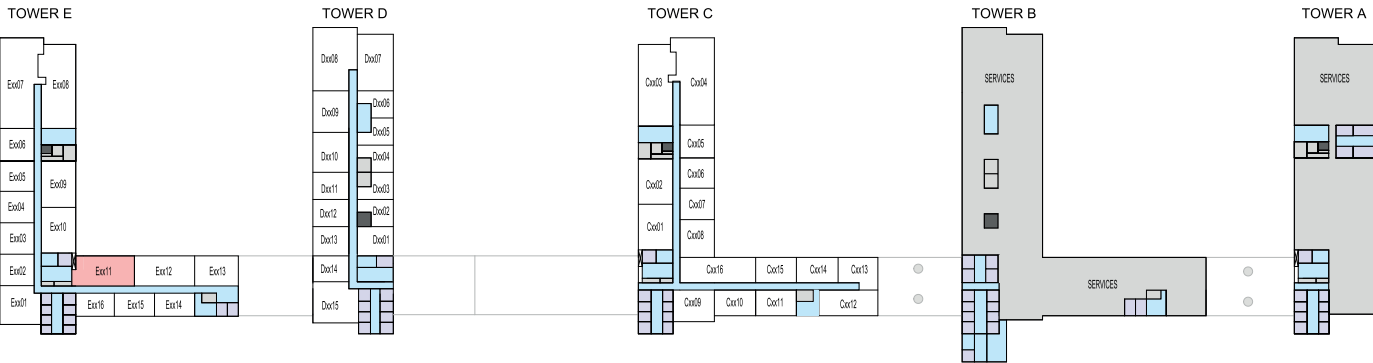
Disclaimer: 1. All dimensions are in metric, measured to wall finishes. 2. All materials, dimensions & drawings are approximate. 3. Information is subject to change without notice, at developer's absolute discretion. 4. Actual area may vary from the stated area. 5. Drawing are not to scale. 6. All images used are for illustrative purpose only and do not represent the actual size, features, specifications, fittings and furnishings. 7. The developer reserves the right to make revisions/ alterations, at its absolute discretion, without any liability whatsoever.

2 BEDROOM LINK APARTMENT
TYPE M (with maid room and powder room + yard) VARIANT 3

TOTAL SALEABLE AREA
SUITE = 1,262.39 SQ.FT.
YARD = 175.02 SQ.FT.
TOTAL = 1,437.41 SQ.FT.



LEVEL 13



LEVEL 25

Disclaimer: 1. All dimensions are in metric, measured to wall finishes. 2. All materials, dimensions & drawings are approximate. 3. Information is subject to change without notice, at developer's absolute discretion. 4. Actual area may vary from the stated area. 5. Drawing are not to scale. 6. All images used are for illustrative purpose only and do not represent the actual size, features, specifications, fittings and furnishings. 7. The developer reserves the right to make revisions/ alterations, at its absolute discretion, without any liability whatsoever.

2 BEDROOM LINK APARTMENT

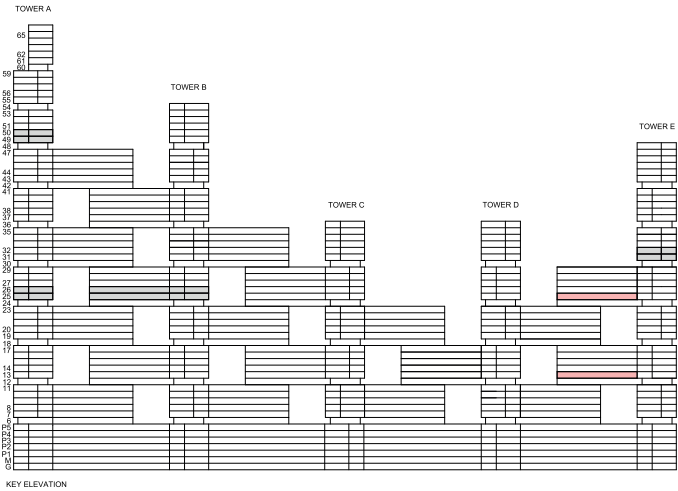
TYPE M (with maid room and powder room + yard) VARIANT 3

TOTAL SALEABLE AREA

SUITE = 1,262.39 SQ.FT.

YARD = 175.02 SQ.FT.

TOTAL = 1,437.41 SQ.FT.



List of unit numbers with this unit plan:

- VIEWS**
- Golf Course, Creek, Amenities
- E1311
- Golf Course, Creek
- E2511

Disclaimer: 1. All dimensions are in metric, measured to wall finishes. 2. All materials, dimensions & drawings are approximate. 3. Information is subject to change without notice, at developer's absolute discretion. 4. Actual area may vary from the stated area. 5. Drawing are not to scale. 6. All images used are for illustrative purpose only and do not represent the actual size, features, specifications, fittings and furnishings. 7. The developer reserves the right to make revisions/ alterations, at its absolute discretion, without any liability whatsoever.

2 BEDROOM LINK APARTMENT

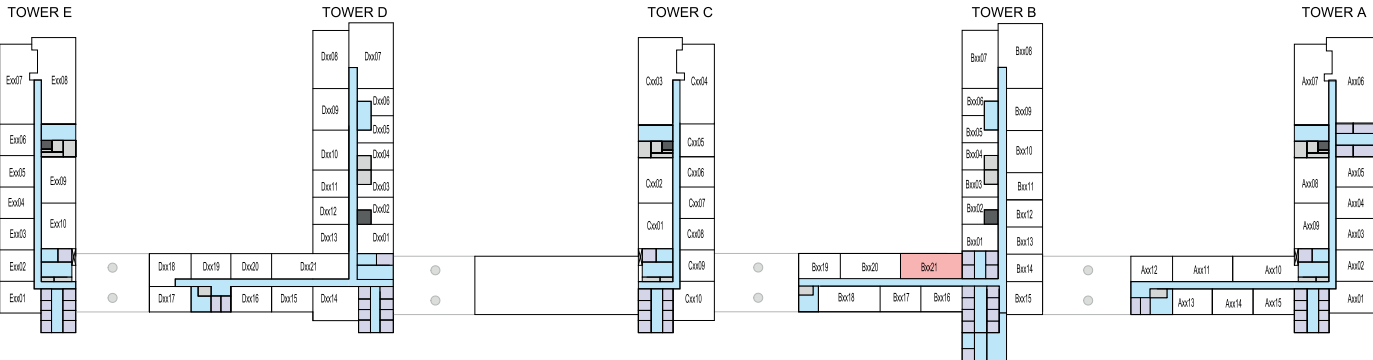
TYPE M (with maid room and powder room + yard) VARIANT 4

TOTAL SALEABLE AREA

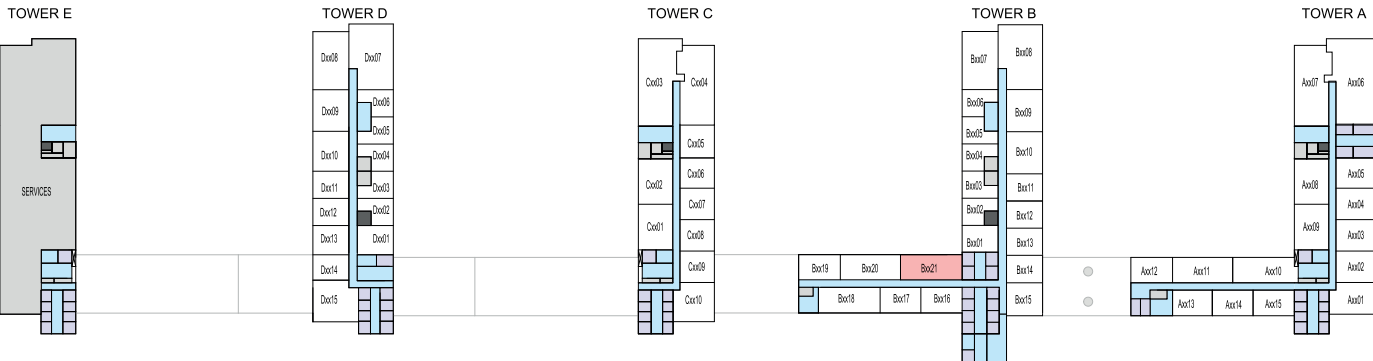
SUITE = 1,205.77 SQ.FT.

YARD = 175.02 SQ.FT.

TOTAL = 1,380.79 SQ.FT.



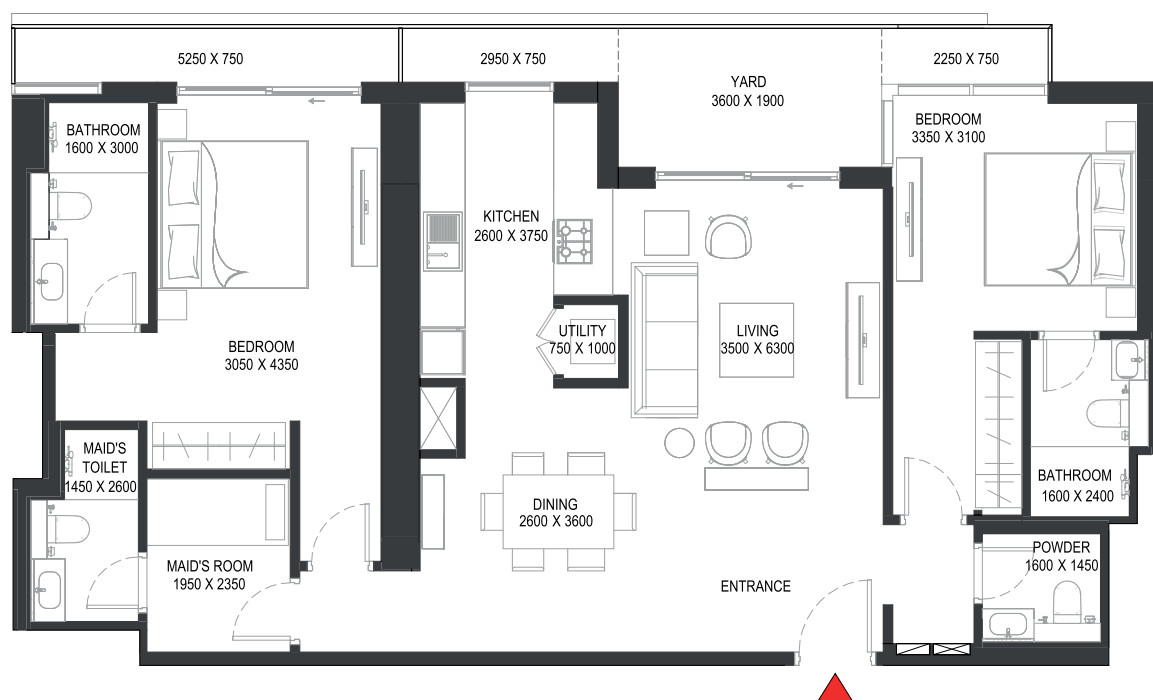
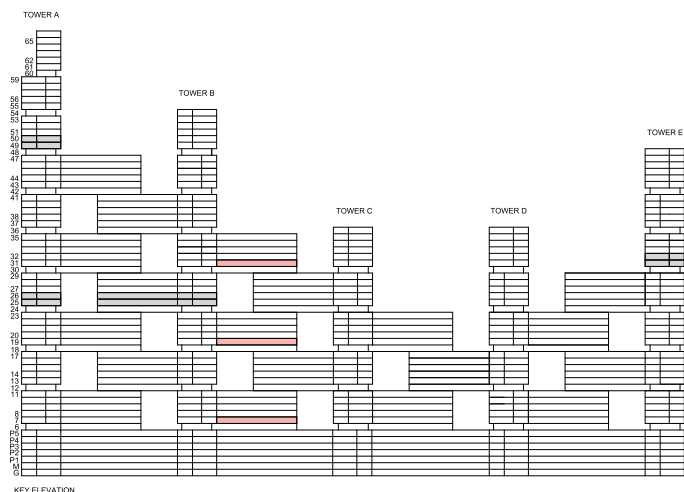
LEVEL 07,19



LEVEL 31

TYPE M (with maid room and powder room + yard) VARIANT 4

TOTAL = 1,380.79 SQ.FT.



B3121

Disclaimer: 1. All dimensions are in metric, measured to wall finishes. 2. All materials, dimensions & drawings are approximate. 3. Information is subject to change without notice, at developer's absolute discretion. 4. Actual area may vary from the stated area. 5. Drawing are not to scale. 6. All images used are for illustrative purpose only and do not represent the actual size, features, specifications, fittings and furnishings. 7. The developer reserves the right to make revisions/ alterations, at its absolute discretion, without any liability whatsoever.

2 BEDROOM LINK APARTMENT

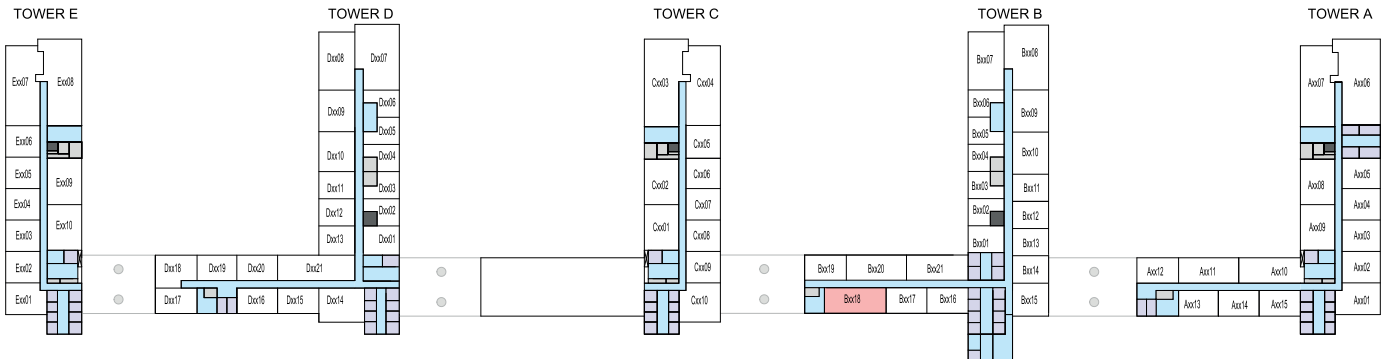
TYPE N (with powder+store+balcony)

TOTAL SALEABLE AREA

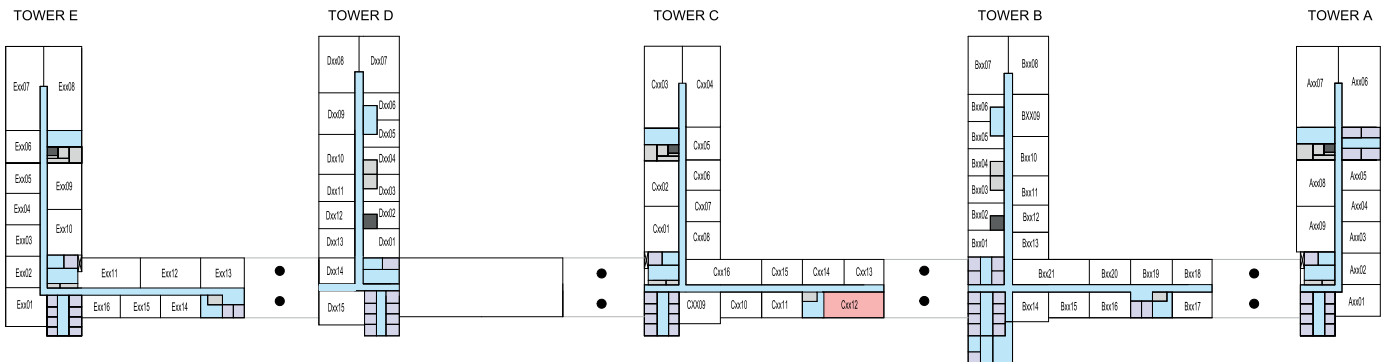
SUITE = 1,052.93 SQ.FT.

BALCONY = 59.09 SQ.FT.

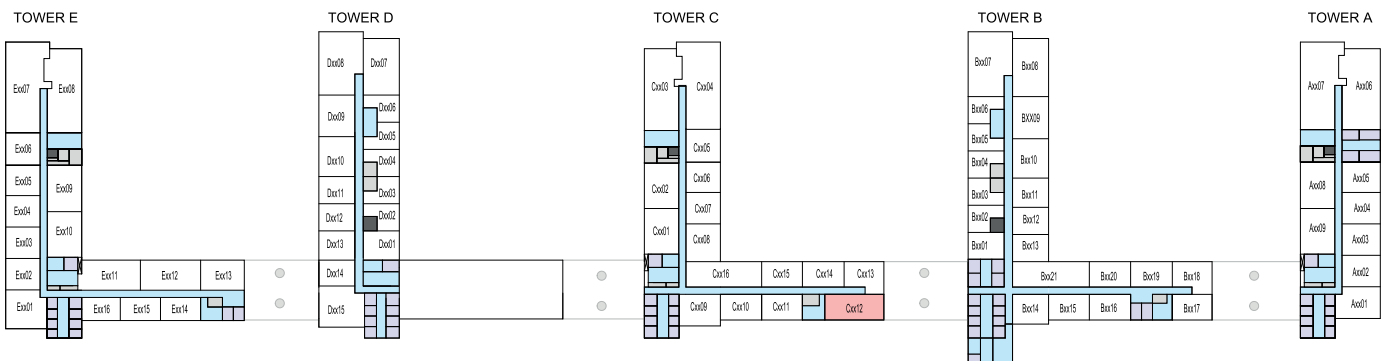
TOTAL = 1,112.02 SQ.FT.



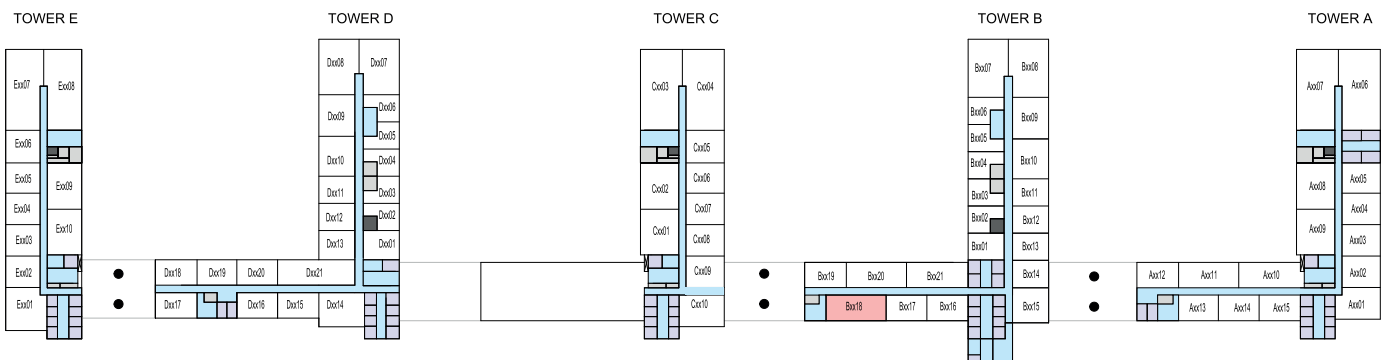
LEVEL 7-11,19-23



LEVEL 12



LEVEL 13-17



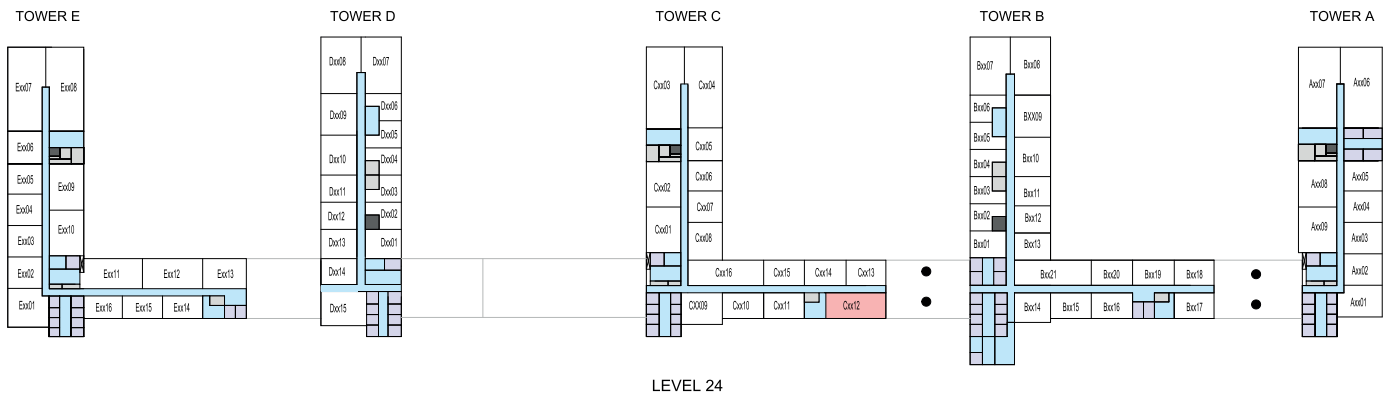
LEVEL 18

Disclaimer:

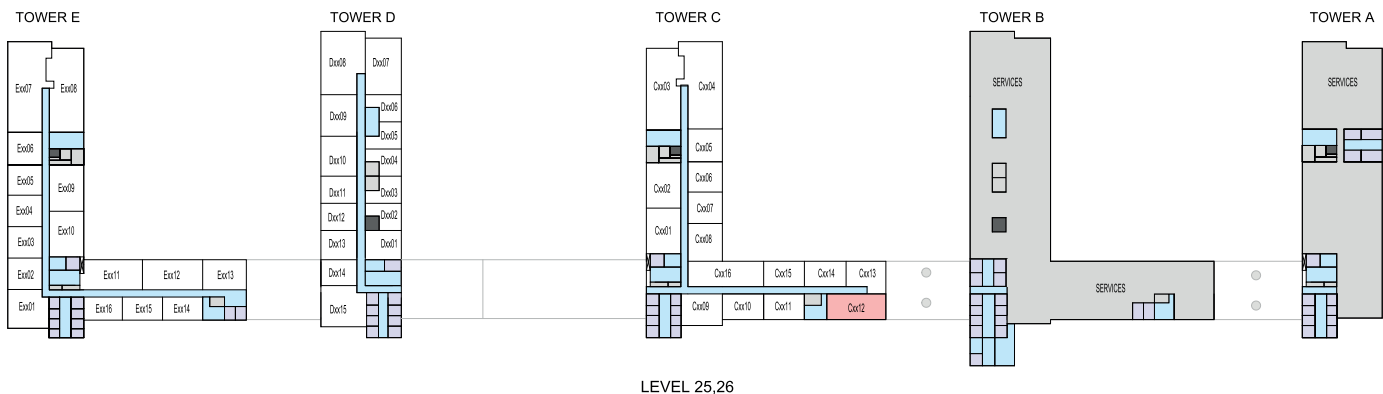
Disclaimer: 1. All dimensions are in metric, measured to wall finishes. 2. All materials, dimensions & drawings are approximate. 3. Information is subject to change without notice, at developer's absolute discretion. 4. Actual area may vary from the stated area. 5. Drawing are not to scale. 6. All images used are for illustrative purpose only and do not represent the actual size, features, specifications, fittings and furnishings. 7. The developer reserves the right to make revisions/ alterations, at its absolute discretion, without any liability whatsoever.

2 BEDROOM LINK APARTMENT
TYPE N (with powder+store+balcony)

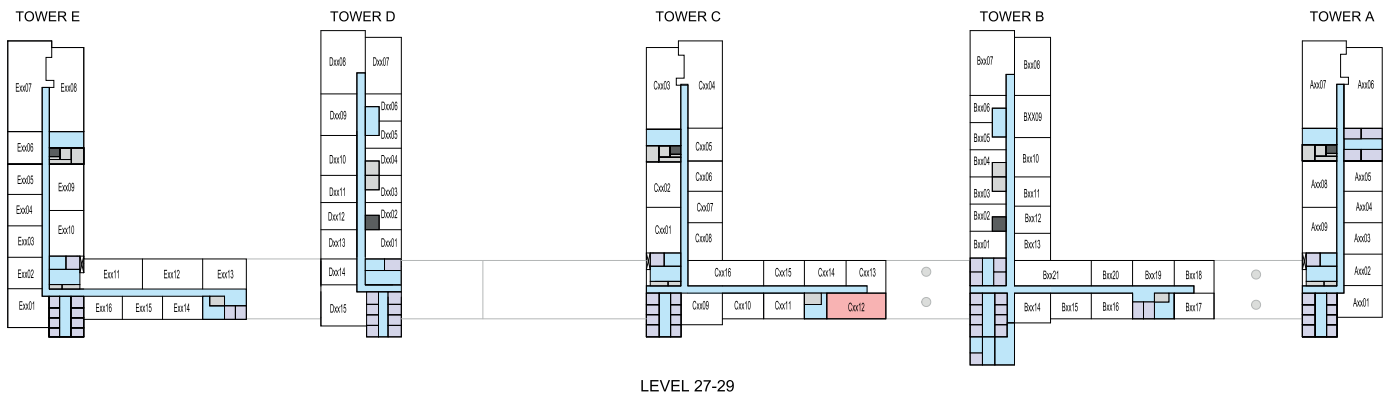
TOTAL SALEABLE AREA
SUITE = 1,052.93 SQ.FT.
BALCONY = 59.09 SQ.FT.
TOTAL = 1,112.02 SQ.FT.



LEVEL 24



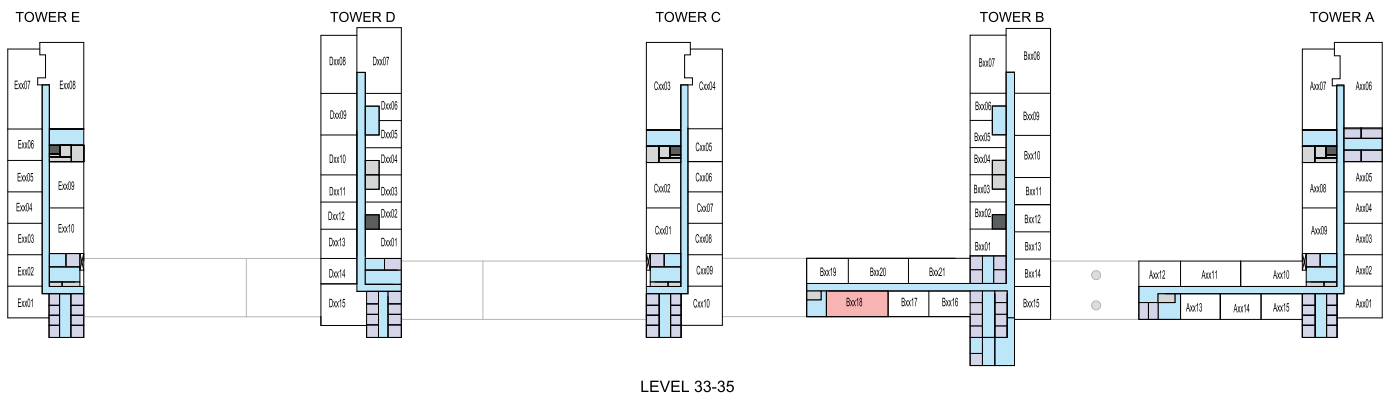
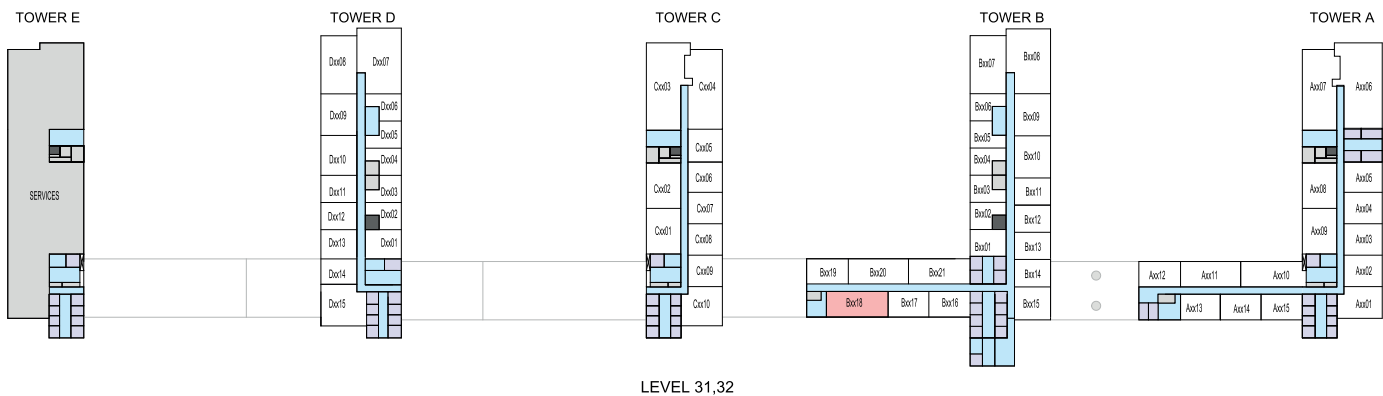
LEVEL 25,26



LEVEL 27-29

2 BEDROOM LINK APARTMENT
TYPE N (with store room and powder room + balcony)

TOTAL SALEABLE AREA
SUITE = 1,052.93 SQ.FT.
BALCONY = 59.09 SQ.FT.
TOTAL = 1,112.02 SQ.FT.



2 BEDROOM LINK APARTMENT

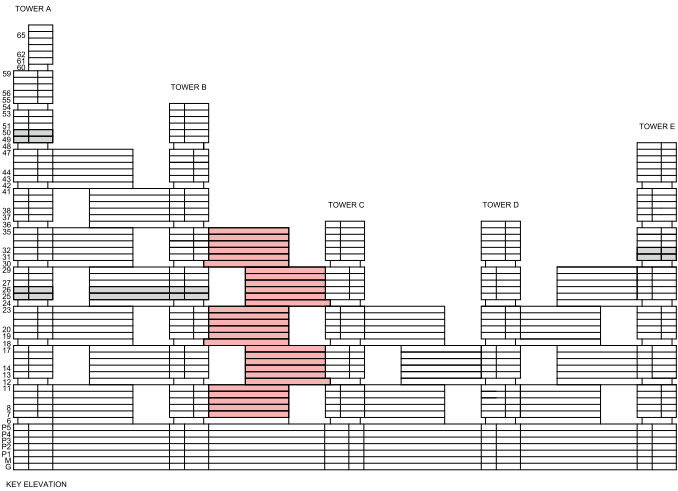
TYPE N (with store room and powder room + balcony)

TOTAL SALEABLE AREA

SUITE = 1,052.93 SQ.FT.

BALCONY = 59.09 SQ.FT.

TOTAL = 1,112.02 SQ.FT.



List of unit numbers with this unit plan:

VIEWS

City View

B718, B818, B918, B1018, B1118, B1818, B1918, B2018, B2118, B2218, B2318, B3018, B3118, B3218, B3318, B3418, B3518, C1212, C1312, C1412, C1512, C1612, C1712, C2412, C2512, C2612, C2712, C2812, C2912

Disclaimer: 1. All dimensions are in metric, measured to wall finishes. 2. All materials, dimensions & drawings are approximate. 3. Information is subject to change without notice, at developer's absolute discretion. 4. Actual area may vary from the stated area. 5. Drawing are not to scale. 6. All images used are for illustrative purpose only and do not represent the actual size, features, specifications, fittings and furnishings. 7. The developer reserves the right to make revisions/ alterations, at its absolute discretion, without any liability whatsoever.

2 BEDROOM LINK APARTMENT

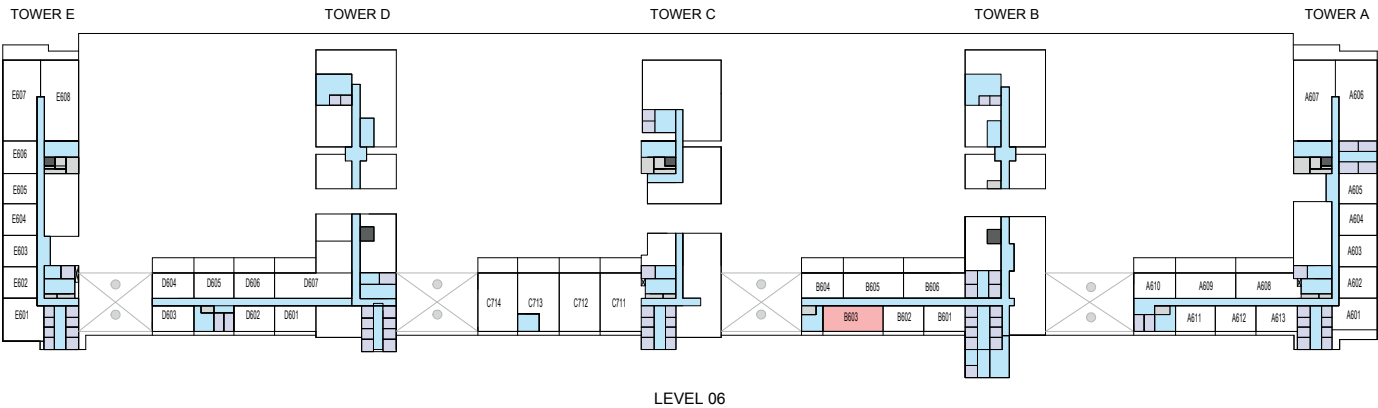
TYPE N (with store room and powder room + yard) VARIANT 1

TOTAL SALEABLE AREA

SUITE = 1,052.93 SQ.FT.

YARD = 405.91 SQ.FT.

TOTAL = 1,458.84 SQ.FT.



Disclaimer: 1. All dimensions are in metric, measured to wall finishes. 2. All materials, dimensions & drawings are approximate. 3. Information is subject to change without notice, at developer's absolute discretion. 4. Actual area may vary from the stated area. 5. Drawing are not to scale. 6. All images used are for illustrative purpose only and do not represent the actual size, features, specifications, fittings and furnishings. 7. The developer reserves the right to make revisions/ alterations, at its absolute discretion, without any liability whatsoever.

2 BEDROOM LINK APARTMENT

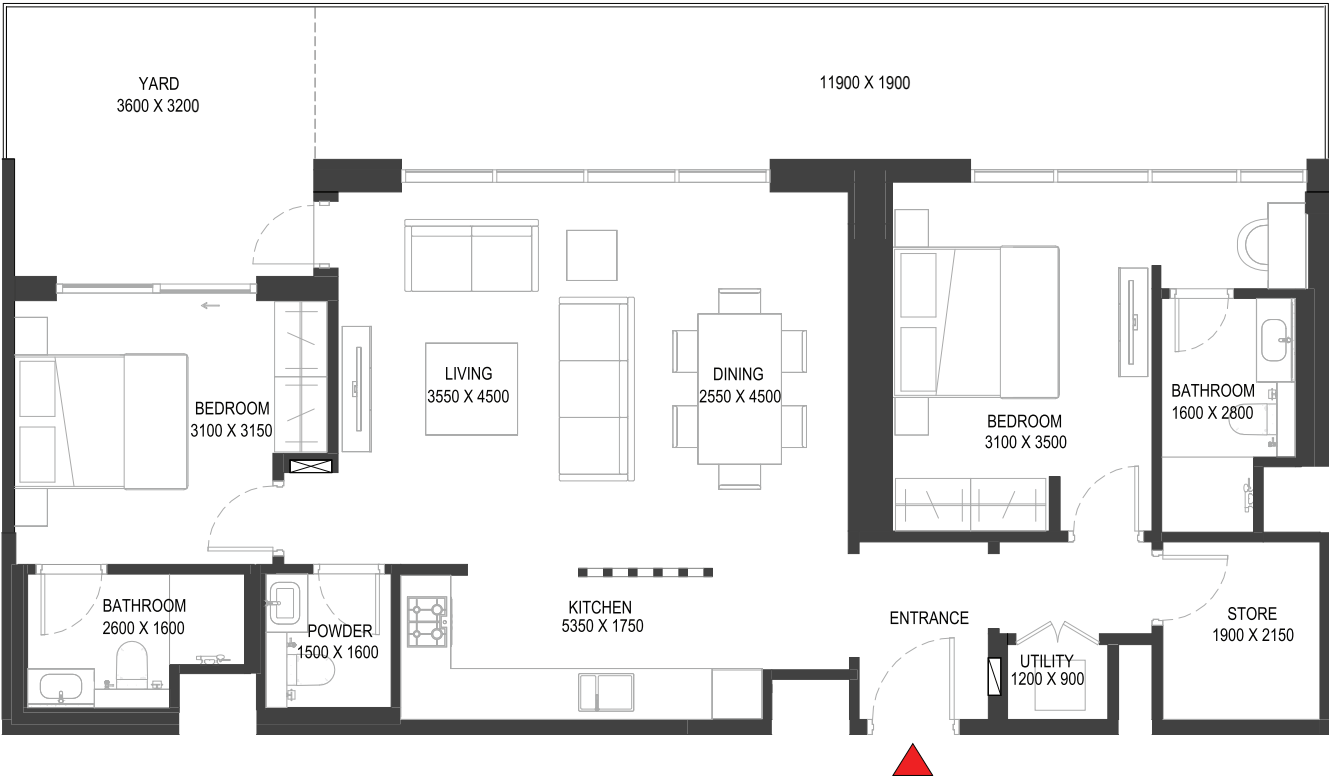
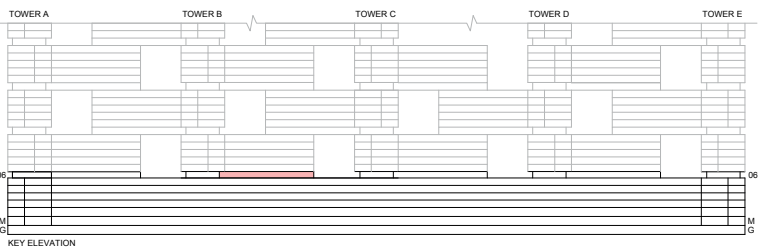
TYPE N (with store room and powder room + yard) VARIANT 1

TOTAL SALEABLE AREA

SUITE = 1,052.93 SQ.FT.

YARD = 405.91 SQ.FT.

TOTAL = 1,458.84 SQ.FT.



List of unit numbers with this unit plan:

VIEWS

City View

B603

Disclaimer: 1. All dimensions are in metric, measured to wall finishes. 2. All materials, dimensions & drawings are approximate. 3. Information is subject to change without notice, at developer's absolute discretion. 4. Actual area may vary from the stated area. 5. Drawing are not to scale. 6. All images used are for illustrative purpose only and do not represent the actual size, features, specifications, fittings and furnishings. 7. The developer reserves the right to make revisions/ alterations, at its absolute discretion, without any liability whatsoever.



SOBHA ONE

SOBHA
REALTY